


STATE OF SOUTH CAROLINA  
FLORENCE COUNTY BOARD OF CANVASSERS  
OATH OF CANVASSERS  
GENERAL ELECTION

NOVEMBER 6, 2018


I, do solemnly swear (or affirm) that I am duly qualified according to the Constitution of this State, to exercise the duties of the office to which I have been appointed, and that I will, to the best of my ability, discharge the duties thereof, and preserve, protect and defend the Constitution of this State and of the United States. So help me God.

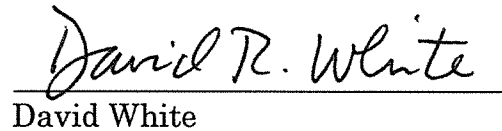
  
\_\_\_\_\_  
Gary Cooper


  
\_\_\_\_\_  
Quincy Kennedy

\_\_\_\_\_  
Ashley Nance

  
\_\_\_\_\_  
Rudy Hughes

  
\_\_\_\_\_  
Helen Dimery

  
\_\_\_\_\_  
David White


  
\_\_\_\_\_  
Rebecca H. Docherty

On This Day: November 9, 2018


**STATE OF SOUTH CAROLINA**  
**FLORENCE COUNTY BOARD OF CANVASSERS**  
**STATEMENTS AND RETURNS OF VOTES**  
**FOR**  
**GENERAL ELECTION**

**ELECTION DATE: NOVEMBER 6, 2018**


We the County Board of Canvassers certify that all proper procedures for canvassing votes in this election have been followed, and we have received written confirmation from election commission staff of the same; and upon such confirmation and any further review of our own, we certify the following results of this election are correct in all respects.

  
\_\_\_\_\_


  
\_\_\_\_\_

  
\_\_\_\_\_

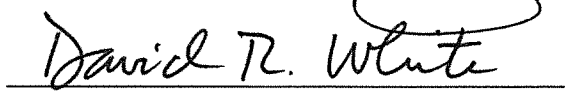
\_\_\_\_\_

  
\_\_\_\_\_

\_\_\_\_\_

  
\_\_\_\_\_

\_\_\_\_\_

  
\_\_\_\_\_

\_\_\_\_\_

**Certification Date: November 9, 2018**

SUMMARY REPORT

Florence County  
 Statewide General  
 November 6, 2018

Run Date:11/09/18 11:47 AM

*David K. White*

Official Results

Report EL45

Page 001

VOTES PERCENT

VOTES PERCENT

PRECINCTS COUNTED (OF 84) . . . . . 63 75.00  
 REGISTERED VOTERS - TOTAL . . . . . 85,210  
 BALLOTS CAST - TOTAL . . . . . 45,966  
 VOTER TURNOUT - TOTAL . . . . . 53.94

Straight Party

Vote for 1  
 Democratic (DEM) . . . . . 16,787 53.52  
 Working Families (WFM) . . . . . 211 .67  
 United Citizens (UNC) . . . . . 126 .40  
 Green (GRN) . . . . . 39 .12  
 Republican (REP) . . . . . 14,074 44.87  
 American (AMR) . . . . . 130 .41  
 Total . . . . . 31,367

Governor and Lieutenant Governor

Vote for 1  
 James Smith (DEM) . . . . . 22,533 49.51  
 Henry McMaster (REP) . . . . . 22,947 50.42  
 Write-In. . . . . 36 .08  
 Total . . . . . 45,516

Secretary of State

Vote for 1  
 Melvin T Whittenburg (DEM) . . . . . 21,593 47.59  
 Mark Hammond (REP) . . . . . 23,762 52.37  
 Write-In. . . . . 21 .05  
 Total . . . . . 45,376

State Treasurer

Vote for 1  
 Rosalyn L Glenn (DEM) . . . . . 21,095 46.41  
 Rosalyn Glenn (WFM) . . . . . 660 1.45  
 Curtis Loftis (REP) . . . . . 23,257 51.17  
 Sarah Work (AMR) . . . . . 418 .92  
 Write-In. . . . . 23 .05  
 Total . . . . . 45,453

Attorney General

Vote for 1  
 Constance Anastopoulos (DEM) . . . . . 21,481 47.27  
 Constance Anastopoulos (WFM) . . . . . 759 1.67  
 Alan Wilson (REP) . . . . . 23,172 50.99  
 Write-In. . . . . 28 .06  
 Total . . . . . 45,440

Comptroller General

Vote for 1  
 Richard Eckstrom (REP) . . . . . 28,171 98.19  
 Write-In. . . . . 520 1.81  
 Total . . . . . 28,691

State Superintendent of Education

Vote for 1  
 Israel Romero (DEM) . . . . . 20,798 45.79  
 Molly Mitchell Spearman (REP) . . . . . 24,219 53.32  
 Write-In. . . . . 404 .89  
 Total . . . . . 45,421

Commissioner of Agriculture

Vote for 1  
 Chris Nelums (UNC) . . . . . 3,771 11.51  
 David Edmond (GRN) . . . . . 3,739 11.41  
 Hugh Weathers (REP) . . . . . 25,133 76.69  
 Write-In. . . . . 130 .40  
 Total . . . . . 32,773

U.S. House of Reps District 6

Vote for 1  
 James E Jim Clyburn (DEM) . . . . . 2,608 59.11  
 Bryan Pugh (GRN) . . . . . 46 1.04  
 Gerhard R Gressmann (REP) . . . . . 1,754 39.76  
 Write-In. . . . . 4 .09  
 Total . . . . . 4,412

U.S. House of Reps District 7

Vote for 1  
 Robert Williams (DEM) . . . . . 19,123 46.47  
 Tom Rice (REP) . . . . . 21,991 53.44  
 Write-In. . . . . 33 .08  
 Total . . . . . 41,147

State House of Reps District 59

Vote for 1  
 Terry Alexander (DEM) . . . . . 8,477 98.33  
 Write-In. . . . . 144 1.67  
 Total . . . . . 8,621

State House of Reps District 60

Vote for 1  
 Devon Justin Long (DEM) . . . . . 3,639 37.62  
 Phillip Lowe (REP) . . . . . 6,026 62.30  
 Write-In. . . . . 8 .08  
 Total . . . . . 9,673

State House of Reps District 61

Vote for 1  
 Roger K Kirby (DEM) . . . . . 6,735 98.55  
 Write-In. . . . . 99 1.45  
 Total . . . . . 6,834

	VOTES	PERCENT
State House of Reps District 62		
Vote for 1		
Robert Williams (DEM)	1,053	80.20
Billy Baldwin (REP)	259	19.73
Write-In.	1	.08
Total	1,313	

	VOTES	PERCENT
State House of Reps District 63		
Vote for 1		
Mike Brank (DEM)	5,016	35.33
Jay Jordan (REP)	9,171	64.60
Write-In.	9	.06
Total	14,196	

	VOTES	PERCENT
Solicitor Circuit 12		
Vote for 1		
Ed Clements III (DEM)	32,431	98.47
Write-In.	503	1.53
Total	32,934	

	VOTES	PERCENT
Probate Judge		
Vote for 1		
Rebecca Guess McGill (DEM)	22,083	48.68
Jesse Cartrette Jr (REP)	23,257	51.27
Write-In.	23	.05
Total	45,363	

	VOTES	PERCENT
Auditor		
Vote for 1		
Debra G Dennis (REP)	29,069	98.39
Write-In.	475	1.61
Total	29,544	

	VOTES	PERCENT
County Council District 1		
Vote for 1		
Jason M Springs (DEM)	3,511	99.29
Write-In.	25	.71
Total	3,536	

	VOTES	PERCENT
County Council District 3		
Vote for 1		
Al Bradley (DEM)	3,964	98.98
Write-In.	41	1.02
Total	4,005	

	VOTES	PERCENT
County Council District 6		
Vote for 1		
H Steven DeBerry IV (REP)	3,075	98.31
Write-In.	53	1.69
Total	3,128	

	VOTES	PERCENT
County Council District 7		
Vote for 1		
Waymon Mumford (DEM)	3,918	99.19
Write-In.	32	.81
Total	3,950	

	VOTES	PERCENT
County Council District 8		
Vote for 1		
James T Schofield (REP)	5,029	98.72
Write-In.	65	1.28
Total	5,094	

	VOTES	PERCENT
Soil and Water District Commission		
Vote for 2		
Sterling W Sadler	14,461	47.22
R Bryant Sansbury Jr.	15,806	51.61
Write-In.	356	1.16
Total	30,623	

	VOTES	PERCENT
School Board District 1 Seat 3		
Vote for 1		
Charles P Foxe	269	14.76
Michael B Gary	213	11.69
Robert LeMaster	589	32.33
E J McIver	725	39.79
Write-In.	26	1.43
Total	1,822	

	VOTES	PERCENT
School Board District 1 Seat 5		
Vote for 1		
Artie Buxton	1,597	67.07
Steven Kim	749	31.46
Write-In.	35	1.47
Total	2,381	

	VOTES	PERCENT
School Board District 1 Seat 6		
Vote for 1		
Lethonia Barnes	880	24.16
Trisha C Caulder	2,339	64.22
Frank E Hyder	398	10.93
Write-In.	25	.69
Total	3,642	

	VOTES	PERCENT
School Board District 1 Seat 8		
Vote for 1		
Bryan Chapman	988	39.46
Terry B Law Sr.	715	28.55
Hannah E Parker	777	31.03
Write-In.	24	.96
Total	2,504	

	VOTES	PERCENT
School Board District 1 Seat 9		
Vote for 1		
Davy Gregg . . . . .	1,280	70.76
Brian S Harvey. . . . .	182	10.06
Kelvin Mitchell . . . . .	334	18.46
Write-In. . . . .	13	.72
Total . . . . .	1,809	

School Board District 3 Seat 1		
Vote for 1		
Almeta E Fleming . . . . .	290	97.64
Write-In. . . . .	7	2.36
Total . . . . .	297	

School Board District 3 Seat 2		
Vote for 1		
Write-In. . . . .	36	100.00
Total . . . . .	36	

School Board District 3 Seat 3		
Vote for 1		
Jackel Brown . . . . .	262	92.58
Write-In. . . . .	21	7.42
Total . . . . .	283	

School Board District 3 Seat 4		
Vote for 1		
Mattie Thomas . . . . .	520	97.93
Write-In. . . . .	11	2.07
Total . . . . .	531	

School Board District 3 Seat 6		
Vote for 1		
Paula M Morris. . . . .	440	99.55
Write-In. . . . .	2	.45
Total . . . . .	442	

School Board District 3 Seat 7		
Vote for 1		
Jason G Kirby . . . . .	662	76.53
Johnice Williams . . . . .	194	22.43
Write-In. . . . .	9	1.04
Total . . . . .	865	

School Board District 5 Seat 1		
Vote for 1		
John M Nesmith Sr. . . . .	176	100.00
Write-In. . . . .	0	
Total . . . . .	176	

School Board District 5 Seat 4		
Vote for 1		
Raymond A Haselden . . . . .	277	98.58
Write-In. . . . .	4	1.42
Total . . . . .	281	

School Board District 5 At Large		
Vote for 1		
Drew Gaster. . . . .	677	62.98
Marie B Haselden . . . . .	390	36.28
Write-In. . . . .	8	.74
Total . . . . .	1,075	

Lynches Lake - Camp Branch Watershed		
Vote for 3		
Fred Floyd . . . . .	53	26.90
M D Floyd . . . . .	87	44.16
Bill Rhodes. . . . .	56	28.43
Write-In. . . . .	1	.51
Total . . . . .	197	

Salem Community Watershed		
Vote for 2		
Gerald L Coward . . . . .	500	54.17
Ronnie Shady . . . . .	422	45.72
Write-In. . . . .	1	.11
Total . . . . .	923	

South Lynches Fire District Commission		
Vote for 2		
Larry B Owens . . . . .	998	55.14
Howell L Richardson . . . . .	805	44.48
Write-In. . . . .	7	.39
Total . . . . .	1,810	

Amendment 1		
Vote for 1		
Yes . . . . .	17,383	39.90
No. . . . .	26,178	60.10
Total . . . . .	43,561	

County Alcohol Sales		
Vote for 1		
Yes . . . . .	26,844	62.36
No. . . . .	16,205	37.64
Total . . . . .	43,049	

City Council District 1		
Vote for 1		
Teresa Myers-Ervin (DEM) . . . . .	3,303	98.25
Write-In. . . . .	59	1.75
Total . . . . .	3,362	

VOTES PERCENT

City Council District 2

Vote for 1		
Pat Gibson-Hye Moore (DEM)	3,553	98.61
Write-In	50	1.39
Total	3,603	

City Council District 3

Vote for 1		
Frank J Buddy Brand II (REP)	4,462	98.59
Write-In	64	1.41
Total	4,526	

City Council At Large City of Florence

Vote for 1		
George D Jebaily (DEM)	10,897	98.36
Write-In	182	1.64
Total	11,079	

Mayor City of Lake City

Vote for 1		
Lovith Anderson Jr	993	51.56
Yamekia Robinson	614	31.88
Gloria C Tisdale	312	16.20
Write-In	7	.36
Total	1,926	

City Council District 11

Vote for 1		
Nicole Singletary	184	98.40
Write-In	3	1.60
Total	187	

City Council District 13

Vote for 1		
Carl McFadden Jr	111	31.01
Wilhelmena Scott	245	68.44
Write-In	2	.56
Total	358	

City Council District 16

Vote for 1		
Richard Cook	309	96.87
Write-In	10	3.13
Total	319	