


STATE OF SOUTH CAROLINA
FLORENCE COUNTY BOARD OF CANVASSERS
OATH OF CANVASSERS
SOUTH CAROLINA REPUBLICAN PRIMARY

JUNE 12, 2018

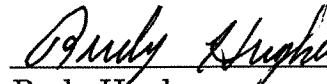
I, do solemnly swear (or affirm) that I am duly qualified according to the Constitution of this State, to exercise the duties of the office to which I have been appointed, and that I will, to the best of my ability, discharge the duties thereof, and preserve, protect and defend the Constitution of this State and of the United States. So help me God.



Gary Cooper

Quincy Kennedy

Ashley Nance




Rudy Hughes



Helen Dimery

David White







Rebecca H. Docherty

On This Day: June 14, 2018

STATE OF SOUTH CAROLINA
FLORENCE COUNTY BOARD OF CANVASSERS
STATEMENTS AND RETURNS OF VOTES
FOR
SOUTH CAROLINA REPUBLICAN PRIMARY

ELECTION DATE: JUNE 12, 2018

We the County Board of Canvassers certify that all proper procedures for canvassing votes in this election have been followed, and we have received written confirmation from election commission staff of the same; and upon such confirmation and any further review of our own, we certify the following results of this election are correct in all respects.


	_____
	_____
	_____
	_____
_____	_____

Certification Date: June 14, 2018

STATE OF SOUTH CAROLINA
FLORENCE COUNTY BOARD OF CANVASSERS
OATH OF CANVASSERS
SOUTH CAROLINA DEMOCRAT PRIMARY

JUNE 12, 2018

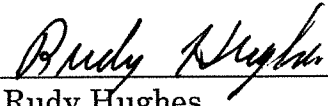
I, do solemnly swear (or affirm) that I am duly qualified according to the Constitution of this State, to exercise the duties of the office to which I have been appointed, and that I will, to the best of my ability, discharge the duties thereof, and preserve, protect and defend the Constitution of this State and of the United States. So help me God.



Gary Cooper

Quincy Kennedy

Ashley Nance




Rudy Hughes



Helen Dimery

David White







Rebecca H. Docherty

On This Day: June 14, 2018

STATE OF SOUTH CAROLINA
FLORENCE COUNTY BOARD OF CANVASSERS
STATEMENTS AND RETURNS OF VOTES
FOR
SOUTH CAROLINA DEMOCRAT PRIMARY

ELECTION DATE: JUNE 12, 2018

We the County Board of Canvassers certify that all proper procedures for canvassing votes in this election have been followed, and we have received written confirmation from election commission staff of the same; and upon such confirmation and any further review of our own, we certify the following results of this election are correct in all respects.

	_____
	_____
	_____
	_____
_____	_____

Certification Date: June 14, 2018

SUMMARY REPORT

Florence County
Statewide Primary
June 12, 2018
STATISTICS

OFFICIAL RESULTS

Run Date:06/14/18 11:33 AM

VOTES PERCENT

PRECINCTS COUNTED (OF 68)	0	
REGISTERED VOTERS - TOTAL	0	
REGISTERED VOTERS - DEMOCRATIC	0	
REGISTERED VOTERS - REPUBLICAN	0	
BALLOTS CAST - TOTAL	16,353	
BALLOTS CAST - DEMOCRATIC	7,202	44.04
BALLOTS CAST - REPUBLICAN	9,151	55.96

Run Date:06/14/18 11:33 AM

VOTES PERCENT

Governor

Vote for 1

Phil Noble	554	7.87
James Smith.	3,272	46.48
Marguerite Willis.	3,213	45.65

U.S. House of Reps. District 7

Vote for 1

Bruce Fischer	430	7.06
Bill Hopkins	732	12.01
Mal Hyman	1,449	23.78
Robert Williams	3,483	57.15

State House of Reps. Dist. 62

Vote for 1

Joe Ard	17	5.26
Linda Byrd-Spearman	79	24.46
Robert Williams	227	70.28

City Council District 2

Vote for 1

Pat Gibson-Hye Moore.	711	55.42
LaShonda NeSmith-Jackson	572	44.58

Run Date:06/14/18 11:33 AM

VOTES PERCENT

Governor

Vote for 1

Kevin Bryant	269	2.96
John Yancey McGill	560	6.16
Henry McMaster	4,346	47.77
Catherine Templeton	1,810	19.89
John Warren	2,113	23.22

Secretary of State

Vote for 1

Nelson Faerber	899	10.68
Mark Hammond	6,170	73.33
Joshua Putnam	849	10.09
Kerry Wood	496	5.89

Attorney General

Vote for 1

Todd Atwater	2,554	29.49
William D Herlong	1,509	17.42
Alan Wilson	4,598	53.09

U.S. House of Reps. District 7

Vote for 1

Larry Guy Hammond	893	10.86
Tom Rice	7,333	89.14

Probate Judge

Vote for 1

Jesse Cartrette Jr	4,454	51.22
Emily S Jordan	4,242	48.78

Auditor

Vote for 1

Debra G Dennis	3,208	37.14
Betty B Dowling	2,826	32.72
Junior Lawhon	1,089	12.61
Benjy Walsh	1,514	17.53

SUMMARY REPORT

Florence County
Statewide Primary
June 12, 2018
Democratic

OFFICIAL RESULTS

Run Date:06/14/18 11:33 AM

VOTES PERCENT

Democratic Question 1

Vote for 1

Yes	5,483	78.03
No.	1,544	21.97

Democratic Question 2

Vote for 1

Yes	6,564	93.84
No.	431	6.16

SUMMARY REPORT

Florence County
Statewide Primary
June 12, 2018
Republican

OFFICIAL RESULTS

Run Date:06/14/18 11:33 AM

VOTES PERCENT

Republican Question 1

Vote for 1

Yes	7,267	82.56
No.	1,535	17.44

Republican Question 2

Vote for 1

Yes	8,512	94.48
No.	497	5.52