



CONGO (BRAZZAVILLE)

OCTOBER 2024

Subregion: Central Africa
Income Group: Lower Middle Income (World Bank Classification)
Find more data: [IDEA Country Dashboard](#)

People

Population (millions) ¹	6.3	(2024)	11.0	(2050)
Urban ²	69.6%	(2024)	80.0%	(2050)
Rural ²	30.4%	(2024)	20.0%	(2050)
Age 0-14 ¹	40.7%	(2024)	33.2%	(2050)
Age 15-64 ¹	56.4%	(2024)	61.4%	(2050)
Age 65+ ¹	2.9%	(2024)	5.4%	(2050)
Population growth (annual) ¹	2.4%	(2024)	1.8%	(2050)
Human Development Index ³	Ranked 149/193 (Medium human development)			
Languages ⁴	French (official), French Lingala and Monokutuba (trade languages), many local languages and dialects (of which Kikongo is the most widespread)			
Religions ⁴	Roman Catholic 33.1%, Awakening Churches/Christian Revival 22.3%, Protestant 19.9%, Salustiste 2.2%, Muslim 1.6%, Kimbanguiste 1.5%, other 8.1%, none 11.3% (2007 est.)			
Ethnic Composition ⁴	Kongo (Bakongo) 40.5%, Teke 16.9%, Mbochi 13.1%, foreigner 8.2%, Sangha 5.6%, Mbere/Mbeti/Kele 4.4%, Punu 4.3%, Pygmy 1.6%, Oubanguiens 1.6%, Duma 1.5%, Makaa 1.3%, other and unspecified 1% (2014-15 est.)			

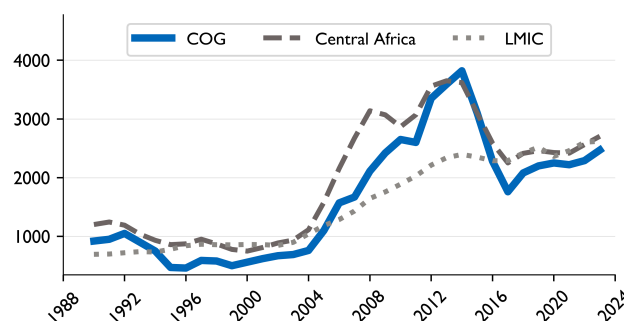
Government

Capital ⁴	Brazzaville		
Government Type ⁴	Presidential republic		
Head of State ⁴	President Denis SASSOU-Nguesso (since 1997)		
Head of Government ⁴	Prime Minister Anatole Collinet MAKOSSO (since 12 May 2021)		
Legislature ⁴	Bicameral Parliament consists of: Senate and National Assembly		
Females in parliament (%) ⁵	14.6%	(2023)	
Corruption Perception Index ⁶	Ranked 158/180	(2023)	
Ibrahim Index ⁷	Ranked 46/54	(2021)	
Land area (sq km) ⁵	341,500	(Slightly smaller than Montana)	

Official Development Assistance

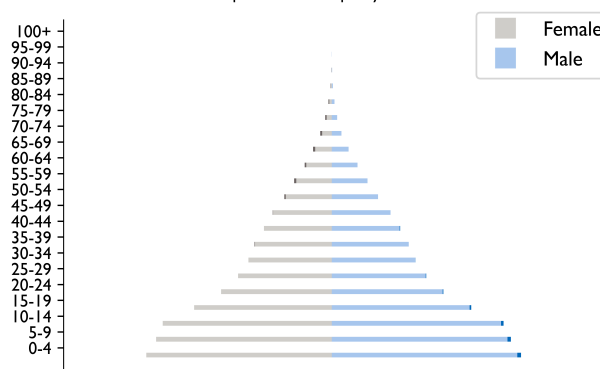
From all donors (US\$, net) ⁵	707,530,029	(2022)
as % of income ⁵	4.8%	(2022)
per capita (US\$) ⁵	118.5	(2022)
From U.S. (US\$, net disbursements) ⁸	12,032,168	(2022)

Income per capita, US\$⁵

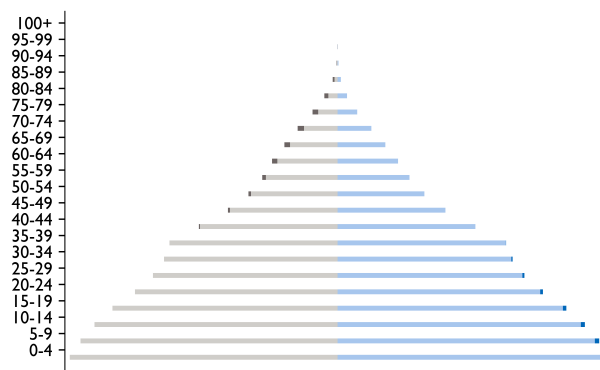


2024 Population¹

Population above parity is shaded



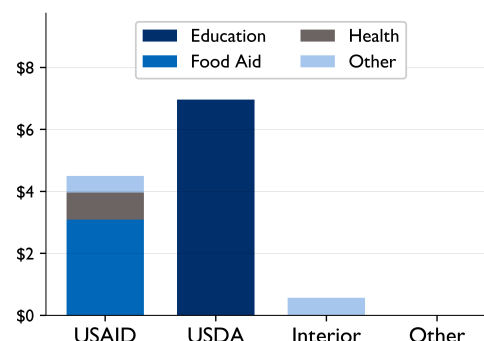
2050 Population¹



U.S. net disbursements by agency and sector, 2022⁸

US\$ millions

Note: de-obligations or negative net disbursements are not shown on the chart





CONGO (BRAZZAVILLE)

OCTOBER 2024



Economy

GDP (US\$ millions) ⁵	15,321	(2023)
GDP growth (annual %) ⁵	1.9%	(2023)
10 year average ⁵	-1.1%	(2023)
Merchandise exports (US\$ millions) ¹¹	4,577	(2023)
Merchandise imports (US\$ millions) ¹¹	3,613	(2023)
Percent of population living under \$1.90/day ⁵	35.4%	(2011)
Share of income held by the poorest 20% ⁵	4.2%	(2011)
Share of income held by the richest 20% ⁵	53.7%	(2011)
Youth unemployment (ages 15-24) ⁵	41.2%	(2023)
Annual inflation ¹²	4.5%	(2023)



Education

Completion rate, primary ⁵	65.2%	(2018)
Female ⁵	66.0%	(2018)
Male ⁵	64.4%	(2018)
Pupil-trained teacher ratio, primary ⁹	53.4	(2018)
Pupil-trained teacher ratio, secondary ⁹	31.5	(2012)
Public education expenditure (% of GDP) ⁹	3.0%	(2022)
Literacy rate (ages 15-24) ⁵	82.4%	(2021)
Children out of school, primary ⁵	188,172	(2018)
Of which, female ⁵	51.4%	(2018)
Of which, male ⁵	48.6%	(2018)

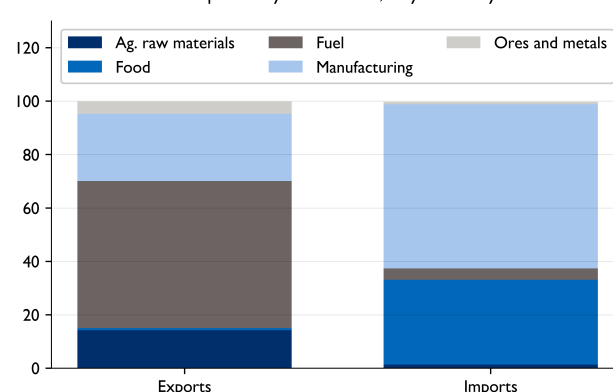


Health

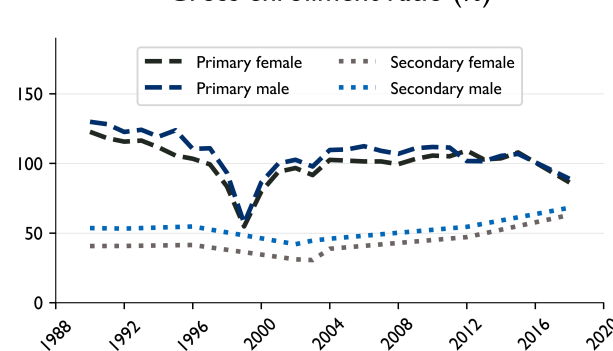
Prevalence of HIV (ages 15-49) ⁵	4.1%	(2022)
Antiretroviral coverage (% of adults 15+) ⁵	24.0%	(2022)
Incidence of TB (per 100,000 population) ¹³	369	(2022)
Deaths from malaria (total) ¹⁴	2,293	(2021)
Prevalence of stunting (% of children under 5) ⁵	21.2%	(2014)
DTP3 immunization rate (children aged one) ¹⁶	78.0%	(2023)
Fertility rate (children per woman) ¹	4.1	(2024)
Modern contraceptive prevalence (%) ¹⁷	18.3%	(2015)
Maternal mortality ratio (per 100,000 live births) ¹⁴	282	(2020)
Births attended by a skilled health worker (%) ¹⁴	91.2%	(2015)
At least basic water source (% of population) ¹⁸	74.0%	(2021)
Public health expenditure (% of GDP) ¹⁹	1.9%	(2021)

Shares of merchandise trade (%), 2021⁵

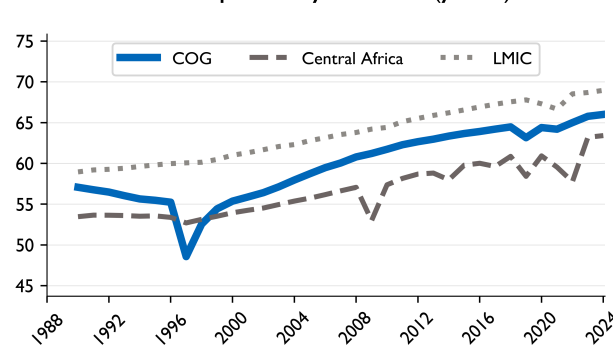
Note: shown as reported by World Bank, may not always sum to 100%



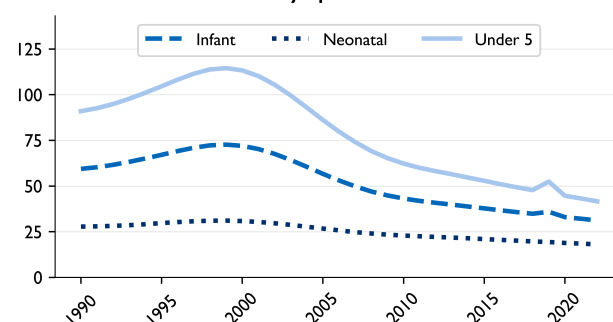
Gross enrollment ratio (%)⁹



Life expectancy at birth (years)¹



Child mortality, per 1,000 live births¹⁰



Sources: 1. UN Population Division, World Population Prospects; 2. UN Population Division, World Urbanization Prospects; 3. UN Development Program (UNDP), Human Development Report 2023-24; 4. The World Factbook 2023. Washington, DC: Central Intelligence Agency; 5. The World Bank: World Development Indicators; 6. Corruption Perceptions Index (2023) by Transparency International; 7. Mo Ibrahim Foundation: Ibrahim Index of African Governance (IIAG); 8. OECD, Creditor Reporting System (2023); 9. UNESCO, Institute for Statistics (UIS) Database; 10. UN Inter-agency Group for Child Mortality Estimation (IGME), Child Mortality Estimates; 11. International Monetary Fund: Direction of Trade Statistics, 2024; 12. International Monetary Fund. 2024. World Economic Outlook; 13. World Health Organization (WHO), Global Tuberculosis Datasets: estimates, latent TB infection estimates, notifications, outcomes, 2023; 14. WHO Global Health Observatory, 2024; 15. UNICEF: Monitoring the Situation of Children and Women; 16. WHO-UNICEF Estimates of National Immunization Coverage (WUENIC); 17. UN Population Division (2022): World Contraceptive Use 2022 and Estimates and Projections of Family Planning Indicators 2022.; 18. WHO UNICEF: JMP for Water Supply, Sanitation and Hygiene; 19. WHO, Global Health Expenditure Database, 2024; 20. World Bank, Country and Lending Groups.