

SCRIPTURE PICTURE BOOK

Luke 2:1-14

Scripture Picture Book - Luke 2:1-14
Scripture taken from the King James Version
Published by Decision Foundation

Copyright © 2020 by Decision Foundation
Text by Marian Thomsen
Layout Design by Melissa Thomsen
Front Cover Lettering by Shiloh Katt

All rights reserved.

sonsofdecision.com
daughtersofdecision.com

SCRIPTURE PICTURE BOOKS

Welcome to the world of Scripture Picture Books! A fun and creative way to study the Bible with your children.

A Scripture Picture Book is a book of Bible verses from a specific passage of Scripture with one Bible verse on each page. Each page offers space to draw a picture that relates to the meaning of the Bible verse on that page.

Scripture Picture Books encourage children to read and listen to God's word, talk about God's Word, meditate on God's Word and picture God's Word in their minds and on paper. A completed Scripture Picture Book becomes a book to read and enjoy over and over again, savoring the beauty and wisdom of God's Word.

HOW TO CREATE A SCRIPTURE PICTURE BOOK

Pray: Before you begin, ask God to give you and your children understanding as you study His Word together.

Read: Read the passage of Scripture from your Bible.

Talk: Talk about each of the verses in the Bible passage. Ask questions that relate to the verses you are studying to help your children increase their understanding of the verses.

SUGGESTED QUESTIONS:

- What is this verse saying?
- What does _____ (choose a word) in this verse mean?
- What does this verse mean to you?
- What pictures do you see in your mind as you read and listen to this verse?
- What colors come to mind as you read and listen to this verse?

Draw: Give each child one Scripture Picture Book page. Provide a variety of colored pencils, markers, gel pens and/or crayons. Have each child draw a picture on their page that tells what the verse on their page is saying. Allow plenty of time for your children to draw and process their understanding of the verse on their Scripture Picture Book page. While drawing your children may have questions for you that relate to their individual verses. That's great! Their questions provide further opportunity to talk about the verse for more understanding of the verse.

Praise your children for efforts shown to think about, talk about and process each Bible verse. Also praise your children for taking the time to thoughtfully draw pictures that communicate what the verse is saying. (Your children's processing and understanding of God's Word is the focus here rather than their drawing skills.)

Make: Put the Scripture Picture Book together. Collect all the completed pages. Put the pages in order. Put the pages inside the provided front and back covers. Include the date and the ages of your children on the back cover. Staple the book together or put the pages in a notebook. (You may want to use page protectors if you are putting the pages into a notebook.)

Enjoy: Enjoy reading the Scripture Picture Book with your children. When you first read the book together, encourage your children to comment on their drawings as you read. This provides further opportunity for your children to continue to process their thoughts and understanding of each verse.

An added blessing: As you continue to enjoy the Scripture Picture Book with your children, your children will probably start to say the Bible passage along with you, eventually hiding the Bible passage in their heart.

Pray: Thank God together for the wonderful truths discovered in the Scripture passage you studied.

2 (And this taxing was first made when Cyrenius was governor of Syria.)




5 To be taxed with Mary his espoused wife, being great with child.



3 And all went to be taxed, everyone into his own city.




5 To be taxed with Mary his espoused wife, being great with child.



2 (And this taxing was first made when Cyrenius was governor of Syria.)




1 And it came to pass in those days, that there went out a decree from Caesar Augustus, that all the world should be taxed.



6. And so it was that, while they were there, the days were accomplished that she should be delivered.



10. And the angel said unto them, Fear not: for, behold, I bring you good tidings of great joy, which shall be to all people.



**SCRIPTURE
PICTURE
BOOK PAGE
SAMPLES**

LUKE 2:1-14

1. And it came to pass in those days, that there went out a decree from Caesar Augustus, that all the world should be taxed.

2. (And this taxing was first made when Cyrenius was governor of Syria.)

3. And all went to be taxed, every one into his own city.

4. And Joseph also went up from Galilee, out of the city of Nazareth, into Judaea, unto the city of David, which is called Bethlehem; (because he was of the house and lineage of David:)

5. To be taxed with Mary his espoused wife, being great with child.

6. And so it was, that, while they were there, the days were accomplished that she should be delivered.

7. And she brought forth her firstborn son, and wrapped him in swaddling clothes, and laid him in a manger; because there was no room for them in the inn.

8. And there were in the same country shepherds abiding in the field, keeping watch over their flock by night.

9. And, lo, the angel of the Lord came upon them, and the glory of the Lord shone round about them: and they were sore afraid.

10. And the angel said unto them, Fear not: for, behold, I bring you good tidings of great joy, which shall be to all people.

11. For unto you is born this day in the city of David a Saviour, which is Christ the Lord.

12. And this shall be a sign unto you; Ye shall find the babe wrapped in swaddling clothes, lying in a manger.

13. And suddenly there was with the angel a multitude of the heavenly host praising God, and saying,

**14. Glory to God in the highest, and on earth peace,
good will toward men.**

Date:

Children's Names and Ages:

SCRIPTURE PICTURE BOOK

Luke 2:1-14

A Scripture Picture Book is a fun and creative way to study God's Word with your children. Your children can experience the joy of making and reading Scripture Books today and for years to come!

All the pages needed to complete a Luke 2:1-14 Scripture Picture Book are included. Step by step instructions guide you through five study steps.

Recommended for ages 3 to adult

Scripture Picture Book - Luke 2:1-14 is an S&D Bible Study

sonsofdecision.com

daughtersofdecision.com

S&D Bible Studies

Sons of Decision and Daughters of Decision Bible Studies

S&D Bible Studies:

- are Bible centered
- teach your children how to study God's Word
- include Bible study steps that can be used for a lifetime
- encourage Scripture memory and putting God's Word into practice
- are designed for you and your children to enjoy together
- lay a foundation for learning more ways of studying God's Word