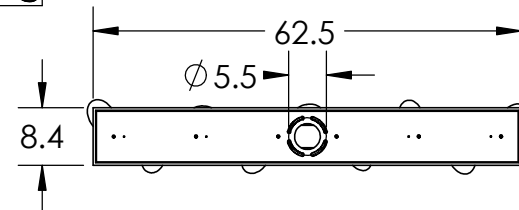
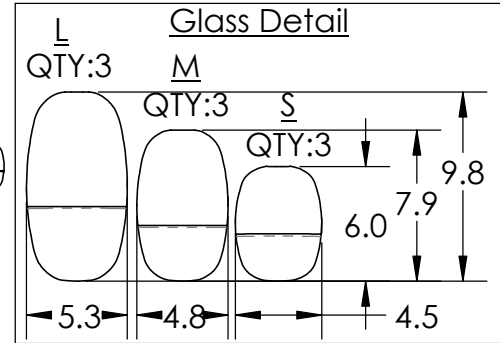
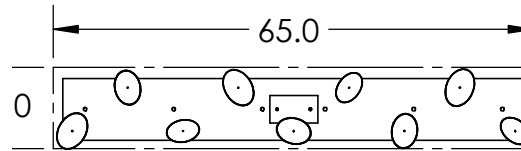
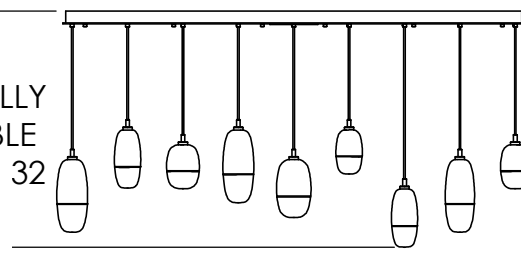


All dimensions are shown in inches unless otherwise stated.



INDIVIDUALLY
ADJUSTABLE



Mounting Method: Mounts to Building Structure

PRODUCT DESCRIPTION

A versatile lighting solution ideal for a wide range of contemporary and modern spaces, this linear multi-port design features 9 Pebble pendants suspended from a rectangular canopy. Offered in 2,700K and 3,000K CCT and a selection of metallic finishes

PRODUCT SPECIFICATION

Construction: Aluminum Body, Cast Glass and Braided Cord

Finish Options: BB CS FB GB GP MB BS NB

Glass Options: Clear Cast Glass

Suspension Method: Ceiling

Weight (lbs.): 80

UL Rating: DRY

Top Diffuser: Closed Metal

Bottom Diffuser: Closed Glass

Light Source: LED

Electrical Qty: 9

Wattage (Watts): 47

Voltage (Volts): 120

Source Lumens: 3782

Dimming: Forward/Reverse Phase

CCT: 2700K or 3000K

Driver Quantity & Location: 3, in Canopy

CRI: 93+

Power Factor: >0.9

SCAN FOR MORE
INFORMATION



Notes:

GENERAL NOTES:

Visit studio.hammerton.com to read about our Lifetime Limited Warranty.

This product may mixed materials (steel and aluminum) in its construction. Transparent finishes may vary between steel and aluminum.

All Hammerton fixtures are handcrafted by artisans. Subtle imperfections reflect the mark of the artisan and should be expected in any handcrafted product. Dimensions may vary up to 7/8".

Rev (A) 1/13/2022