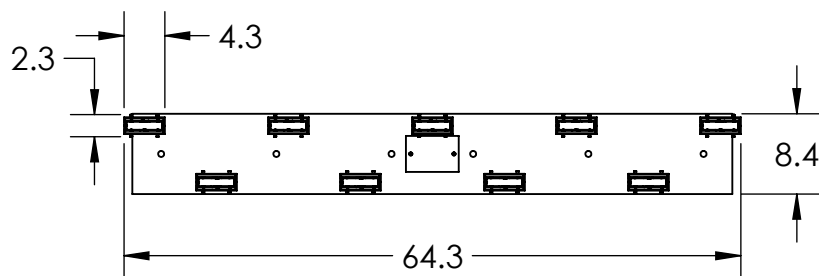
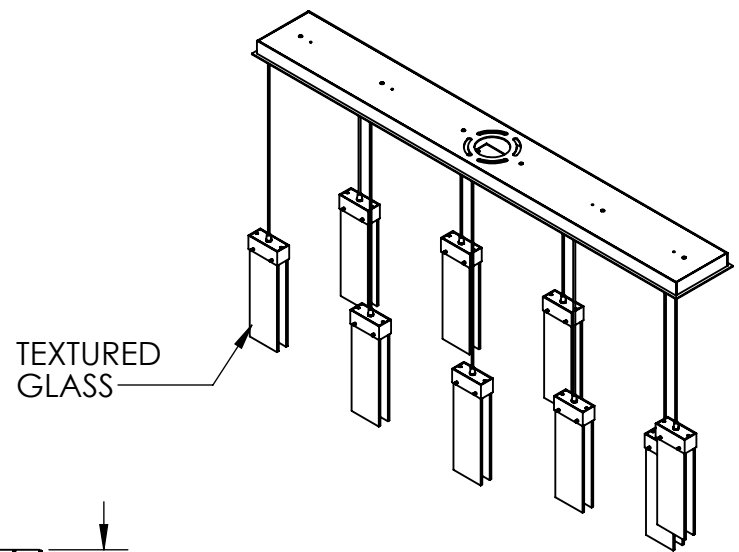
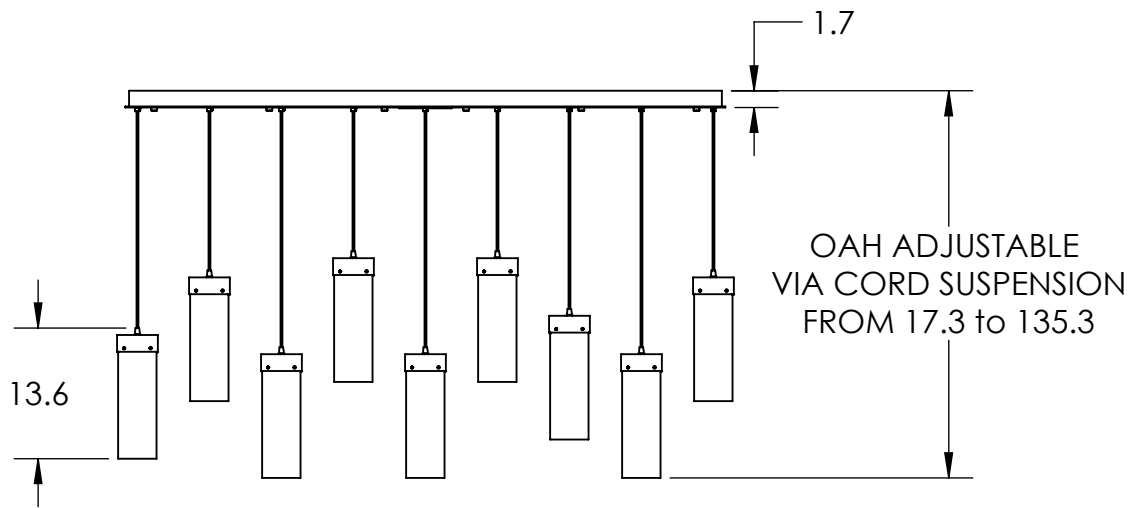


Collection: PARALLEL

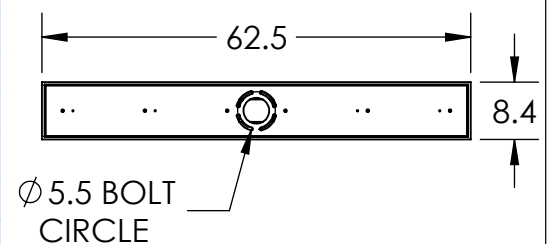
Product #: PLB0042-09

Visit [hammertonstudio.com](http://hammertonstudio.com) for product options and specifications.

4/25/2018 (A)

Mounting Packet: R	Weight(lbs.): 110	Electrical Type: LED	CCT: 2700 K
UL Location: DRY		Elec. Qty: 9	Wattage: 47 Voltage: 120
Finish: SEE WEB SITE FOR OPTIONS		Source Lumens: 3080 DOWN	
Top Diffuser: CLOSED METAL		Dimmable: Forward/Reverse Phase to 1%	
Bottom Diffuser: FROSTED GLASS	CRI: 93+	Power Factor: >0.9	
All fixtures created by Hammerton are handcrafted by artisans. Dimensions may vary up to 7/8".			
© Copyright 2018. All rights in design, detail or invention of this drawing are reserved as the property of Hammerton. Any imitation or adaptation without written consent is strictly prohibited.			
Hammerton Inc. 217 Wright Brothers Dr. Salt Lake City, UT 84116 (801)973-8095			

## Mounting Detail



MOUNTS TO BUILDING STRUCTURE