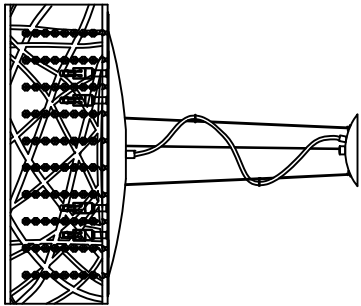


# E2 Contemporary Lighting

PRODUCT NAME: Inca  
ITEM NUMBER: E21308-10BZ

Please consult your electrician for hanging fixture and wiring.



Caution: Xenon bulbs get very hot and may burn you. Always make sure bulbs are off for a minimum of 10 minutes before handling. Fixture may be dimmed using an electronic low voltage dimmer.

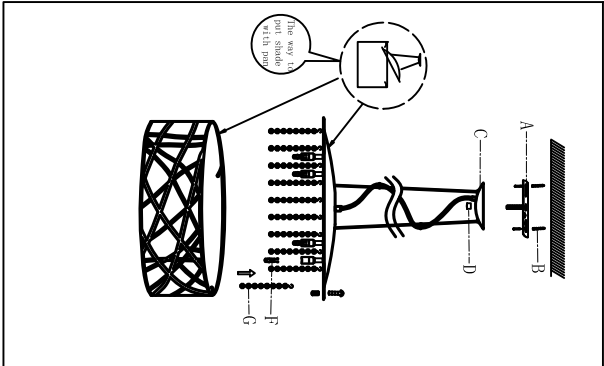
Bulbs (Included): G9X40W

MADE IN CHINA  
Page 1 of (3)

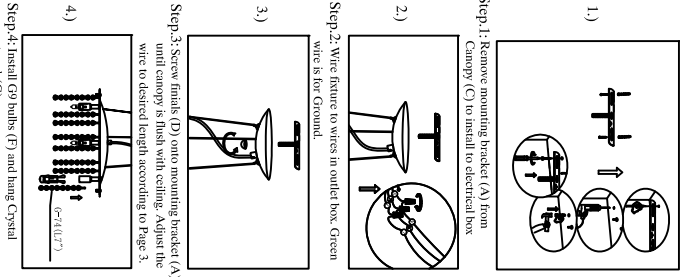
IMPORTANT: Turn off the power at the main fuse or circuit breaker box before starting installation



Locate all hardware & components before discarding packaging

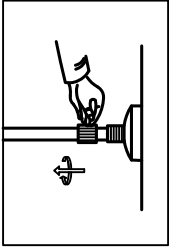


Cleaning & Care:  
Clean with soft cloth and a mild detergent.  
Do not use abrasive cleaner.

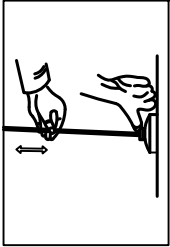


Page 2 of (3)


## E2 Contemporary Lighting®



1. Loose the screw



2. Push the pin, and release the wire or the support cable to desired length.



3. Tighten the screw with the pin.

Page 3 of (3)