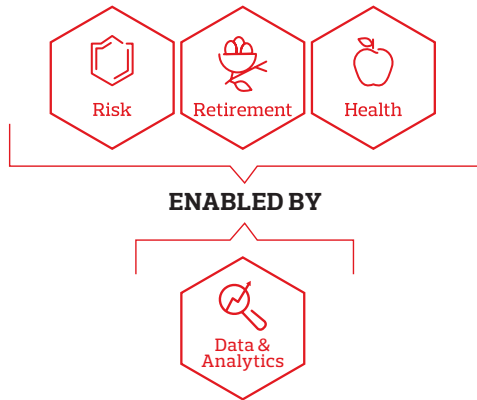


Fact Sheet

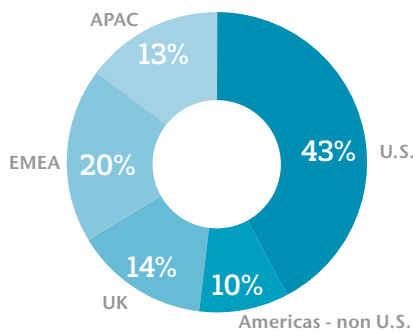
Aon plc (NYSE:AON) is a leading global professional services firm providing a broad range of risk, retirement and health solutions. Our 50,000 colleagues in 120 countries empower results for clients by using proprietary data and analytics to deliver insights that reduce volatility and improve performance.



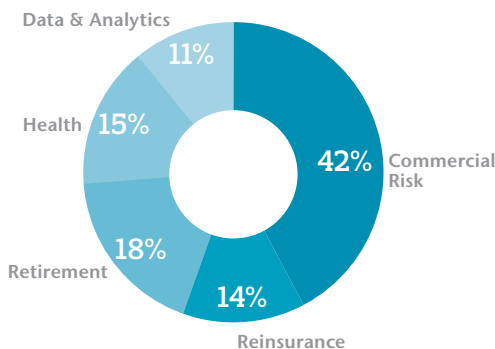
Aon Executive Team

- Greg Case**, President and Chief Executive Officer
- Christa Davies**, Executive Vice President and Chief Financial Officer
- Eric Andersen**, Chief Executive Officer, Aon Benfield
- John Bruno**, Executive Vice President and Chief Operations Officer
- Tony Goland**, Executive Vice President and Chief Human Resources Officer
- Cary Grace**, Chief Executive Officer, Global Retirement & Investment
- Peter Lieb**, Executive Vice President and General Counsel
- Michael J. O'Connor**, Chief Executive Officer, Aon Risk Solutions
- John Zern**, Chief Executive Officer, Global Health & Benefits

2017 Total Revenue by Geography¹



2017 Total Revenue by Line¹



One Portfolio of Solutions

supported by
ONE OPERATING MODEL

Commercial Risk Solutions

- #1 primary insurance brokerage
- +\$60B bound premium annually
- +90% average retention

Reinsurance Solutions

- #1 treaty and facultative brokerage
- +\$30B bound premium annually
- 27 consecutive quarters net new business in core treaty

Retirement Solutions

- 3.5T total global assets²
- Approximately \$136B assets under management, across global affiliates³
- Valuing over \$1T in liabilities across all industries⁴

Health Solutions

- #1 provider of health exchange solutions
- Leading provider of global health & benefits
- \$180B in premium and equivalents placed globally

Data & Analytic Services

- \$400M annual investment in data and analytics
- Approximately \$200B bound premium through Aon Inpoint platform
- +30M individual customers from +200 organizations served by Aon Affinity

¹ Represents revenue from continuing operations.

² As 6/30/17, Assets under advisement represents \$108B in discretionary assets under management and \$3,370B in non-discretionary assets advised by AHIC and its global affiliates. Non-discretionary assets includes retainer clients and clients in which AHIC and its global affiliates have performed project services over the preceding 12-month period. Project clients may not currently engage AHIC at the time of the calculation of assets under advisement as the project may have concluded earlier during preceding 12-month period.

³ As of 12/31/2017

⁴ As of 12/31/2016, from Form 5500 database