

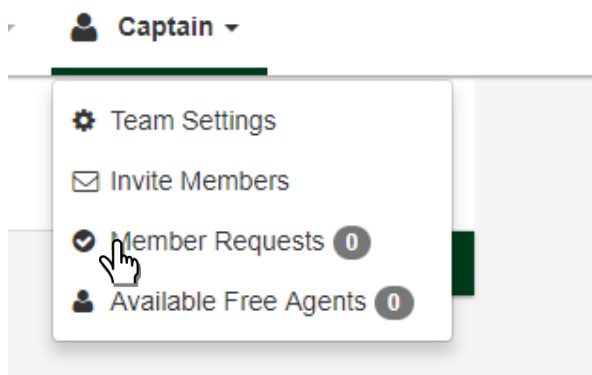
## CSU INTRAMURAL SPORTS HOW-TO:

# INVITE PLAYERS ONTO MY ONLINE TEAM ROSTER

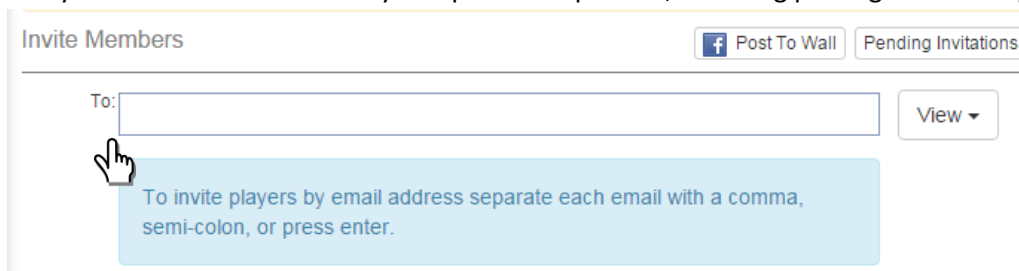
1. [www.imleagues.com/colostate](http://www.imleagues.com/colostate) - log in (Using Colorado State University E-Name & Password.)

**\*\*In order to participate in Intramural Sports you must have a [REC Membership](#) & [IM Membership](#), valid during the dates you play.\*\***

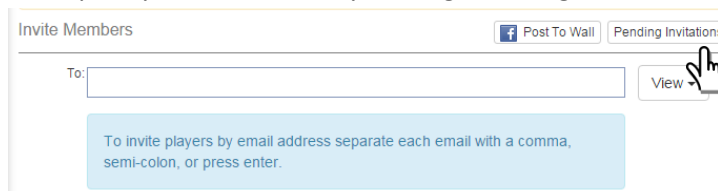
2. Click on your team's name, hover over the "Captain" icon in the top navigation bar, and then select "Invite Members"



3. Search for your teammates by name. ALL **current** (have valid [REC Membership](#)) CSU students/faculty/staff with IMLeagues accounts are already in the system. **\*\*If they don't have a current IMLeagues account send the invitation to their [Colorado State University](#) email, this is tied to their E-Name and Password on IMLeagues and IMLeagues will automatically recognize them when they follow the invitation through the emailed link.\*\***
4. Type an invitation email to them. They will receive this email with a link in it that will take them back into IMLeagues and prompt them to log in (using **CSU E-Name & password**) and accept your invitation. NOTE: Players will not appear on your online roster until they complete that process, including passing the online player quiz.



- You can view who has NOT accepted your invitations by clicking "Pending Invitations" and then resend them.



CLICK THE "LIVE SUPPORT – ONLINE" BUTTON FOR IMMEDIATE ASSISTANCE.

**IM SPORTS OFFICE: 970-491-6671**    [CAMPUSREC\\_IMSPORTS@MAIL.COLOSTATE.EDU](mailto:CAMPUSREC_IMSPORTS@MAIL.COLOSTATE.EDU)



**CAMPUS RECREATION**  
COLORADO STATE UNIVERSITY