



Follow up on UAE Meeting


Hagir Elawad <hagir@uaestrategies.com>


Thu, Jun 6, 2019 at 1:09 PM

To: 

Dear ,

I hope you are both doing well and thank you again for taking the time to meet with Ed and I a couple of weeks ago.

 - I am attaching our recently completed and very robust 2018 trade report for UAE trade with Connecticut. This report is much more extensive and includes a 4 year comparison (2015-2018) of the CT-UAE trade relationship including top exports, jobs created by that trade, which exports increased and which decreased. Ranking as the 7th top exporter out of all 50 states, in 2018 Scrap, Second-Hand Merchandise and Machinery Manufacturing were the largest export sectors.

 - I've also attached an updated document detailing the UAE's humanitarian assistance and recent projects in Yemen. Also below are highlights regarding the UAE's efforts to help ease the Syrian refugee crisis, as related to your question during our meeting.

I look forward to staying in touch and working with you.

Warmest regards,

~Hagir

UAE's Efforts to Mitigate the Syrian Refugee Crisis

Refugee Resettlement

Although the UAE is not a signatory to the UN's 1951 Refugee Convention, at the 2016 UN Summit for Refugees and Migrants, the UAE announced its plans to welcome 15,000 Syrian refugees over a five-year period.

From the beginning of the Syrian conflict in 2011, the UAE has welcomed more than 130,000 Syrians and provided them with residency permits.

In June 2018, the UAE approved a resolution allowing citizens of war-torn countries living in the UAE an extendable one-year residency permit, regardless of the condition of their visas.

<https://www.mofa.gov.ae/EN/MediaCenter/News/Pages/2292016-Syrian.aspx>

<https://www.mofa.gov.ae/EN/MediaCenter/News/Pages/06-10-2018-UAE-Geneva.aspx>

<http://wam.ae/en/details/1395302695114>

Monetary Donations

In March 2019, the UAE pledged \$65 million in humanitarian aid to the people of Syria.

In January 2019, the UAE donated \$5 million in urgent relief aid to Syrian refugees in Lebanon facing harsh winter conditions, to the benefit of one million people.

From 2011 to the beginning of 2019, the UAE's humanitarian assistance to Syria totaled just over \$5 billion and was distributed in coordination with UNICEF, WHO, WFP, and UNHCR, among other international relief organizations.

From 2011-2017, the UAE provided more than \$750 million in support of Syrian refugees.

<http://wam.ae/en/details/1395302747712>

<http://wam.ae/en/details/1395302760145>

<http://wam.ae/en/details/1395302734918>

<https://www.thenational.ae/uae/uae-leading-by-example-by-taking-in-syrian-refugees-canadian-minister-says-1.41649>

Ms. Hagir H. Elawad

Principal

UAE Strategies

hagir@uaestrategies.com

(202) 770-7872

These materials are being distributed by UAE Strategies on behalf of the Embassy of the United Arab Emirates in Washington DC. Additional information is on file with the US Department of Justice, Washington DC.

The information contained in this e-mail message is intended only for the personal and confidential use of the recipient(s) named above. If you have received this communication in error, please notify us immediately by e-mail, and delete the original message.

2 attachments



Connecticut_UAE 2018 Trade Report.pdf

506K



05.28.19_UAE Yemen Humanitarian Info Sheet.pdf

291K



EMBASSY OF THE
UNITED ARAB EMIRATES
WASHINGTON, DC

WWW.UAE-EMBASSY.ORG

UAE – U.S.
HISTORICAL TRADE RELATIONSHIPS

CONNECTICUT REPORT

2018 UPDATE



Table of Contents

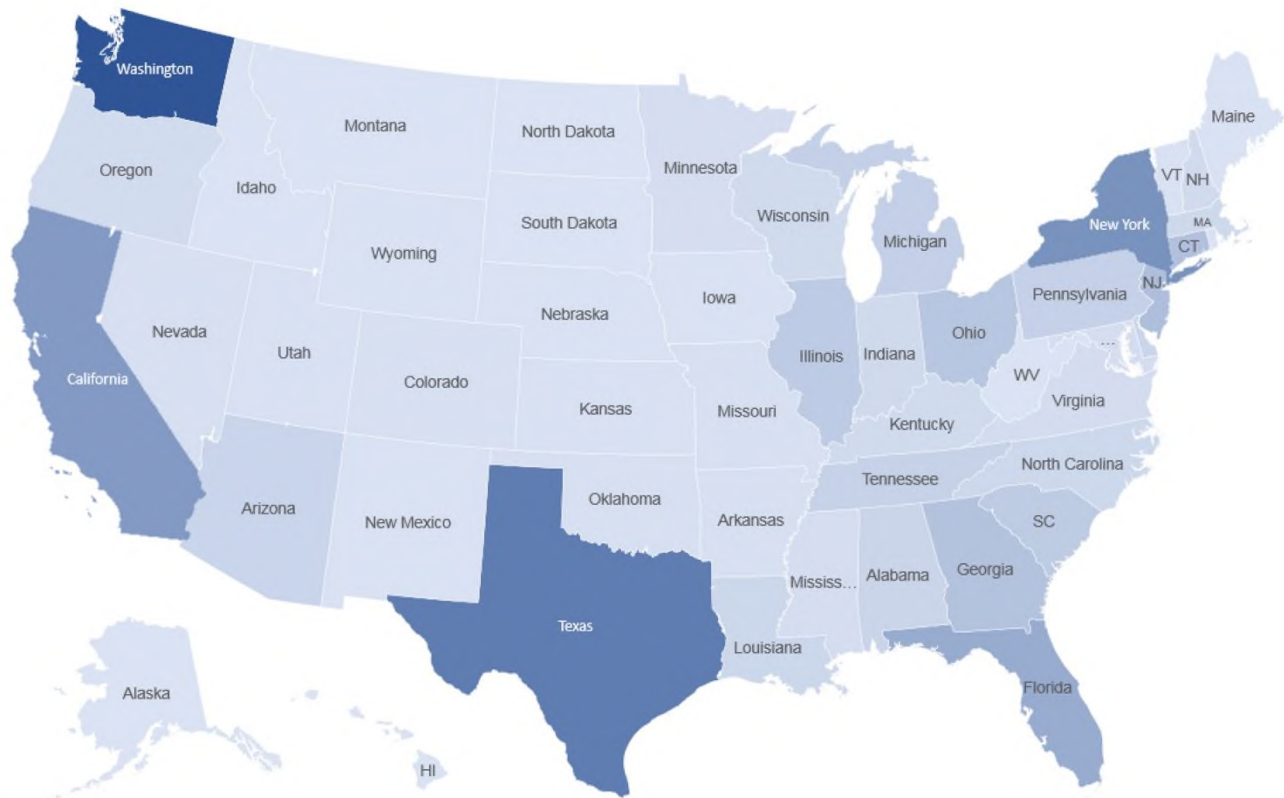
Section	Contents	Page
I	US Exports to the UAE	3
II	UAE-Supported Employment	9
III	Foreign Direct Investment	10
IV	Appendices	13

Connecticut Exports to the UAE



U.S. State Exports to the UAE for the Years 2015-2018

2015-2018 Exports to the UAE 
\$0.00B \$13.55B



A 7th
Largest Exporting State

B \$3.2B
Four-Year Total Exports

C Scrap, Second-Hand Merchandise
Top Exporting Sectors

D Machinery Manufacturing
Sector with Largest Increase in Exports Since 2017

E \$117.6M
Trade Surplus in 2018

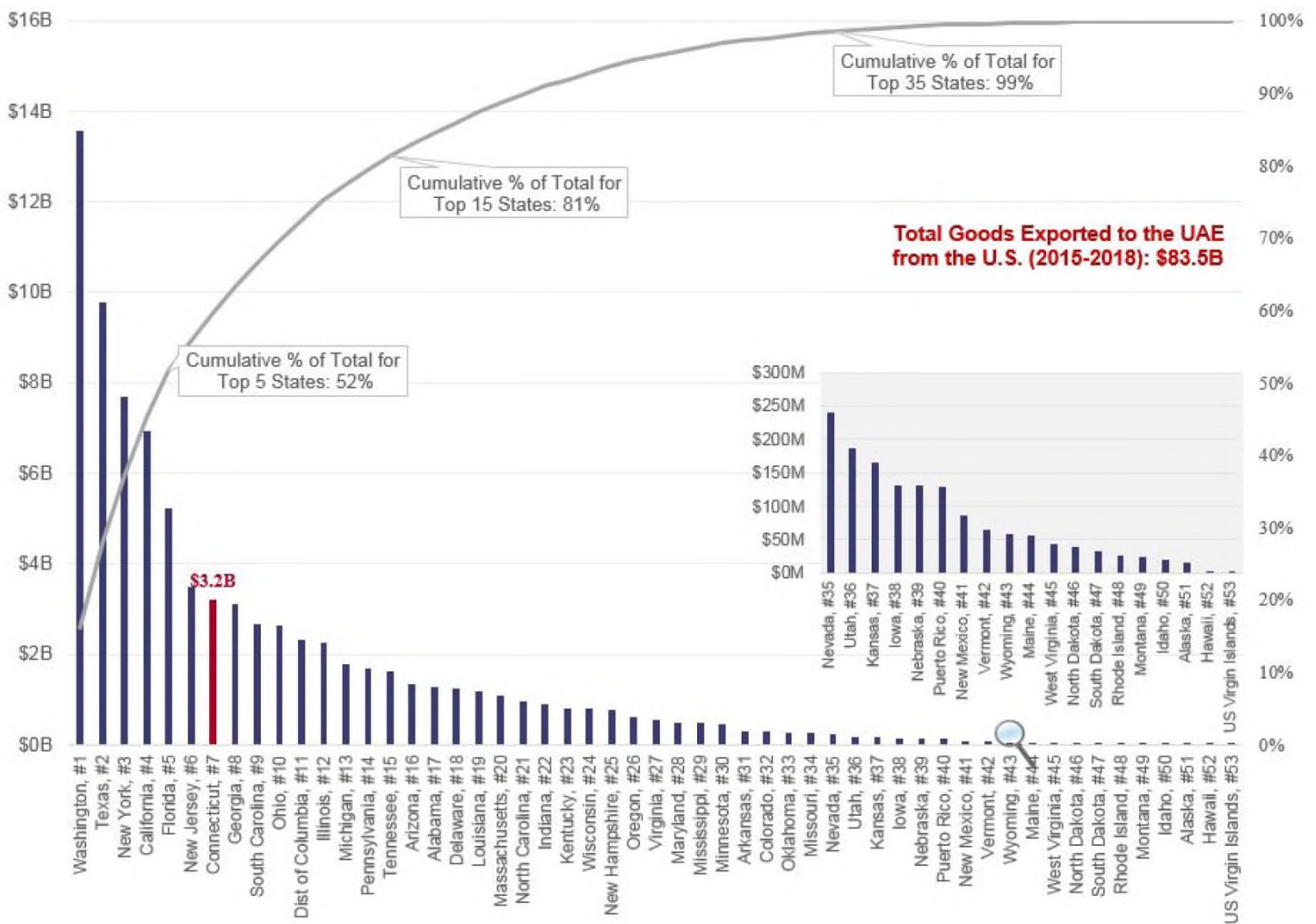
F 1,390
Jobs Supported by Exports

Connecticut Exports to the UAE



Connecticut ranked 7th among U.S. states and territories with \$3.2B in goods exported to the UAE between 2015 and 2018

Exhibit I.1 | U.S. State Rankings of Exports to the UAE (\$ in Billions)



Source: US Census Bureau USA Trade Online (excluding exports where state was not specified)

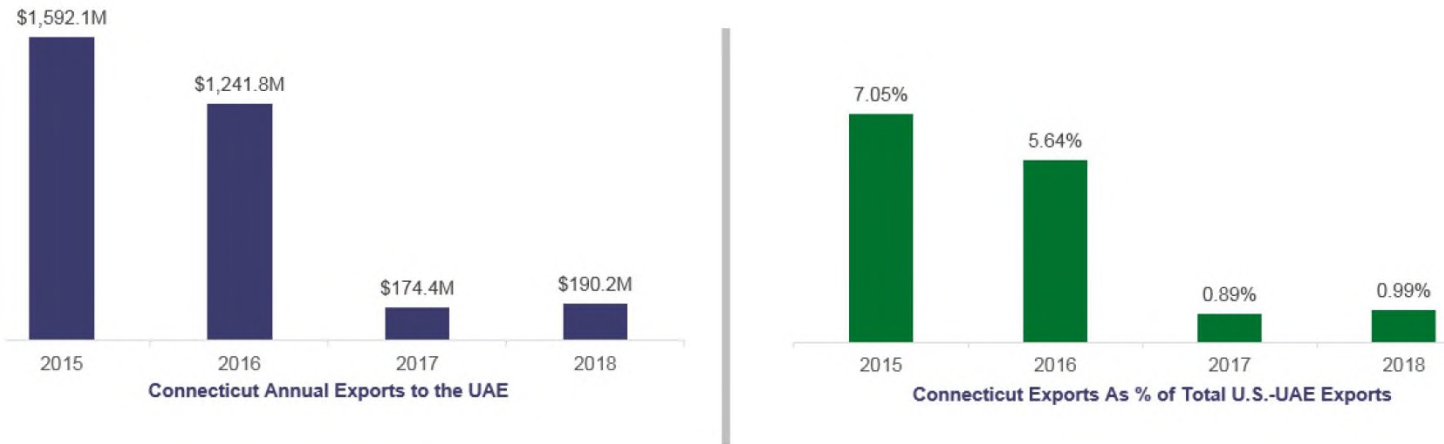


Connecticut Exports to the UAE



B Total value of 2018 goods exported is second lowest in last four years

Exhibit I.2 | Connecticut Export Values and Percent of Total by Year



\$ in millions

Rank	State	2015	2016	2017	2018	Trend Line	2015-2018
	All U.S. States	\$22,596.4	\$22,030.6	\$19,631.8	\$19,214.3		\$83,473.1
7	Connecticut	7.0% \$1,592.1	5.6% \$1,241.8	0.9% \$174.4	1.0% \$190.2		3.8% \$3,198.6
1	Washington	14.2% \$3,211.2	18.9% \$4,157.6	20.9% \$4,104.7	10.8% \$2,081.1		16.2% \$13,554.6
5	Florida	6.8% \$1,534.4	6.8% \$1,487.5	6.3% \$1,244.7	4.9% \$949.4		6.2% \$5,216.0
10	Ohio	2.2% \$499.8	3.8% \$830.2	3.1% \$608.6	3.6% \$686.5		3.1% \$2,625.1
20	Massachusetts	0.7% \$150.0	0.7% \$161.8	1.5% \$285.1	2.6% \$493.1		1.3% \$1,090.0
30	Minnesota	0.5% \$113.2	0.4% \$94.1	0.6% \$108.9	0.7% \$136.5		0.5% \$452.7

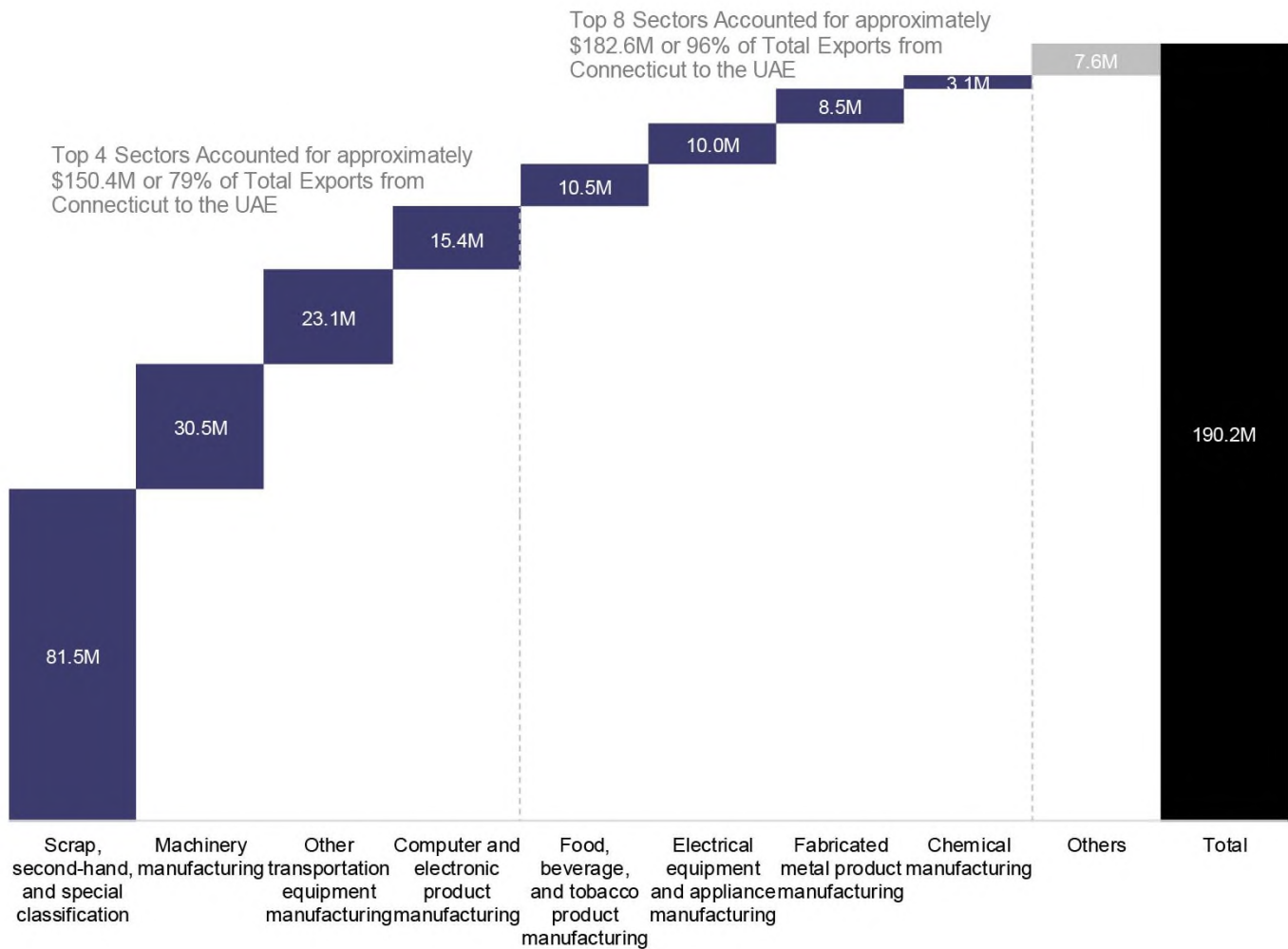


Connecticut Exports to the UAE



In 2018 *Scrap, Second-Hand Merchandise and Machinery Manufacturing* were the largest export sectors

Exhibit I.3 | Connecticut's Exporting Sectors in 2018



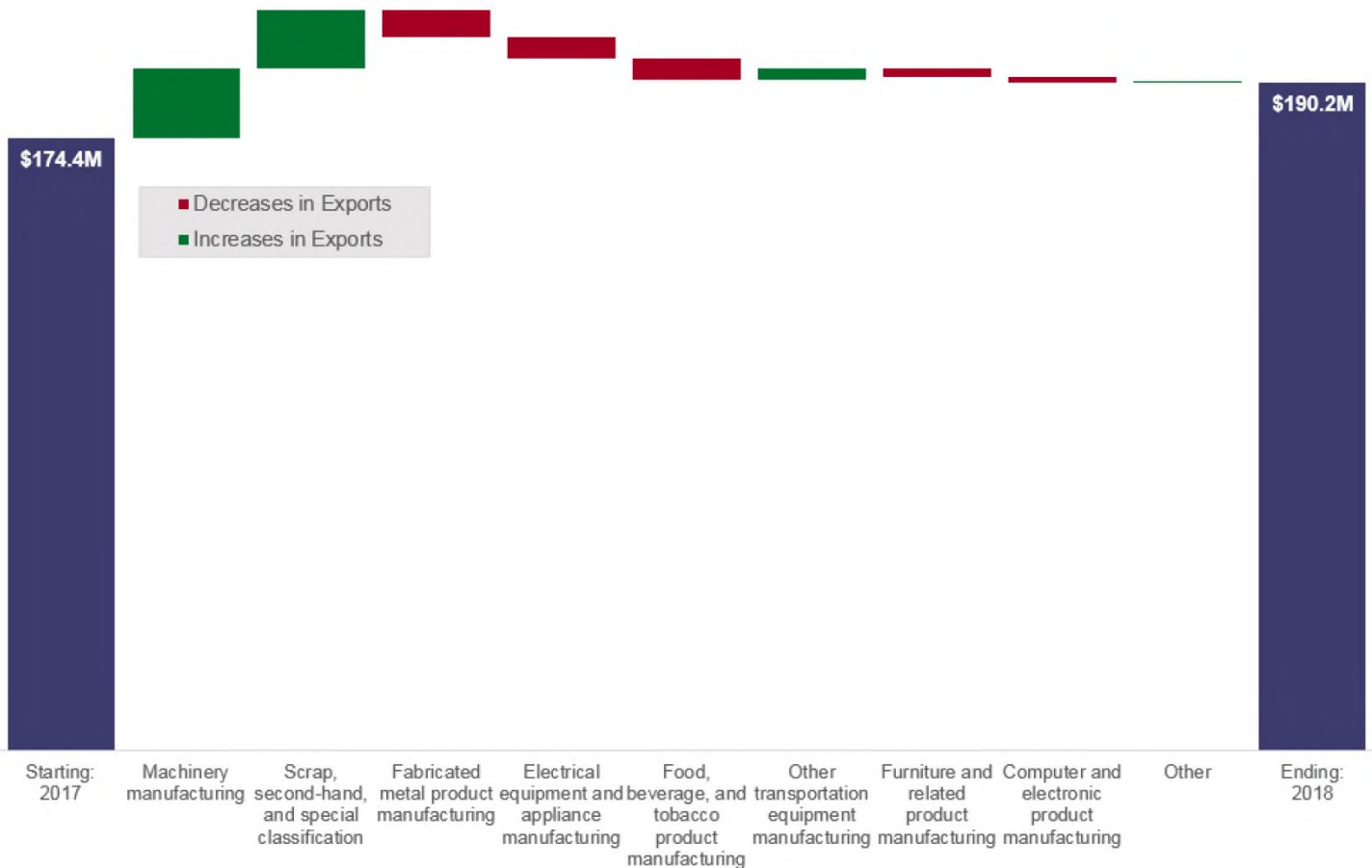


Connecticut Exports to the UAE



From 2017 to 2018 *Machinery Manufacturing* sector had the largest increase in exports. *Fabricated Metal Product* sector had the largest decrease

Exhibit I.4 | Connecticut's Exporting Sector Movements From 2017 to 2018

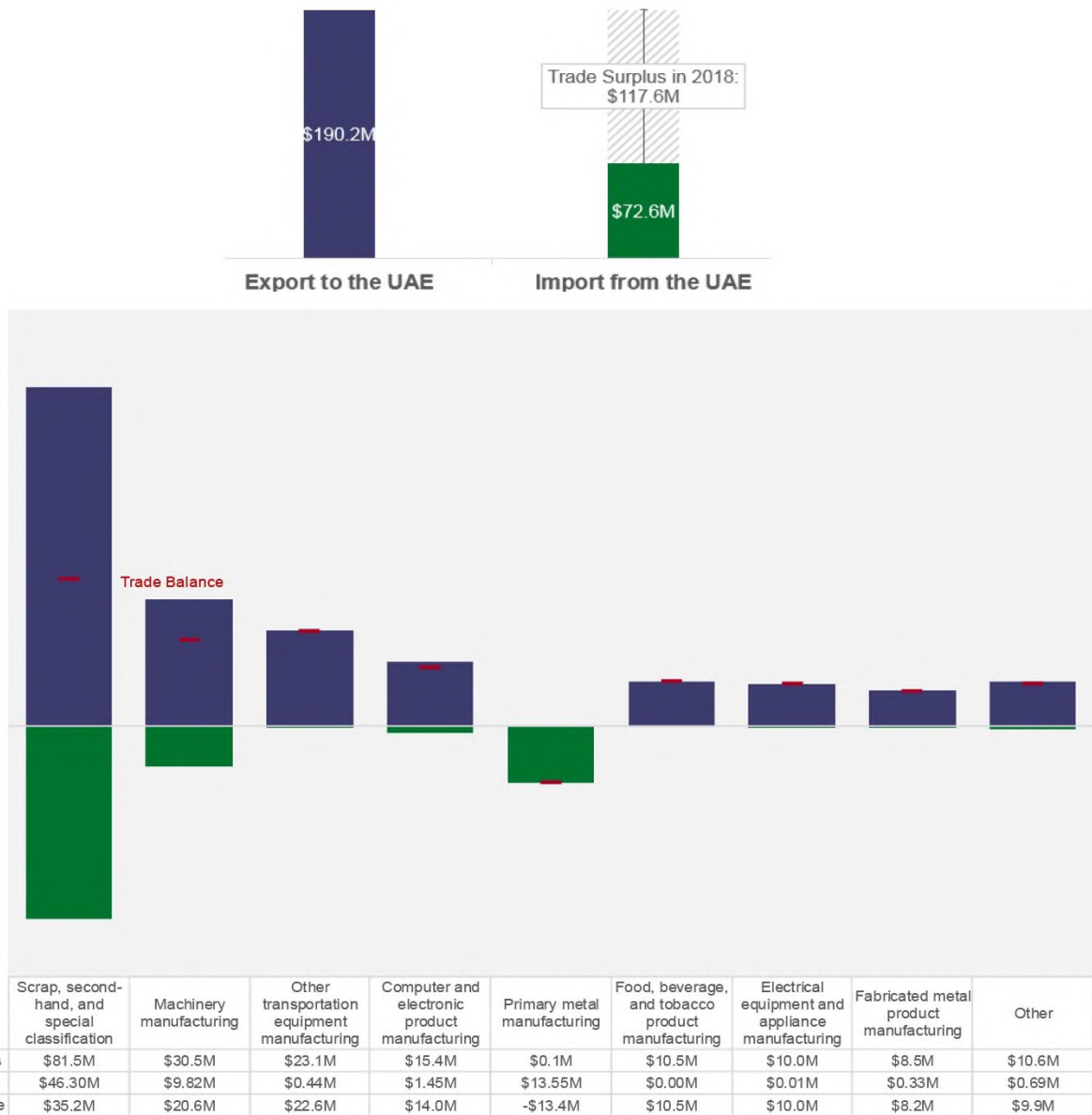


Connecticut Exports to the UAE

I

E Connecticut had a \$117.6M trade surplus with the UAE in 2018

Exhibit I.5 | Connecticut's Trade Surplus with the UAE by Sector



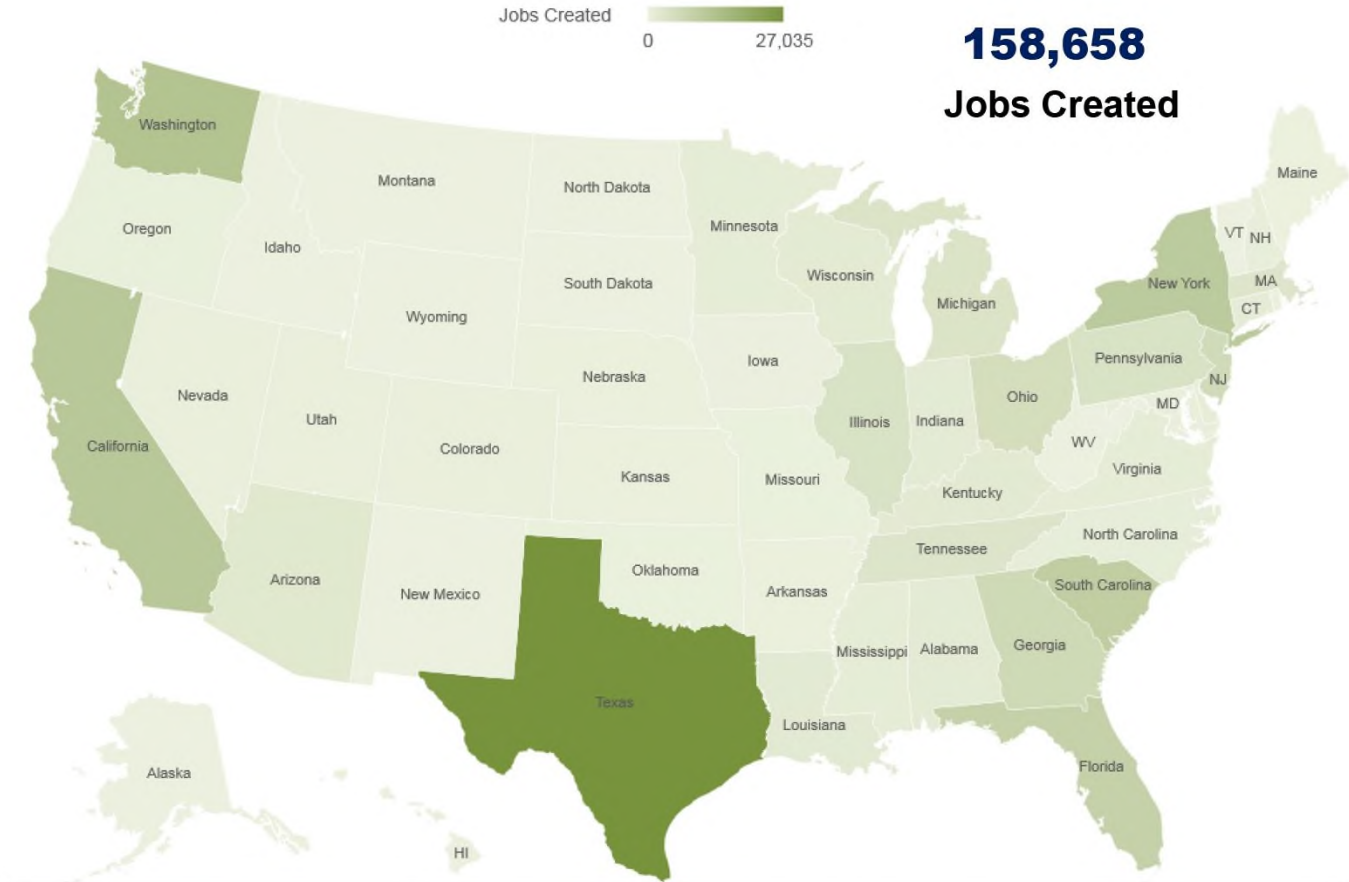
Source: US Census Bureau USA Trade Online (excluding exports where state was not specified)



Connecticut 2018 Employment Driven by Export to the UAE



Positive U.S. Employment Driven by Exports to the UAE in 2018

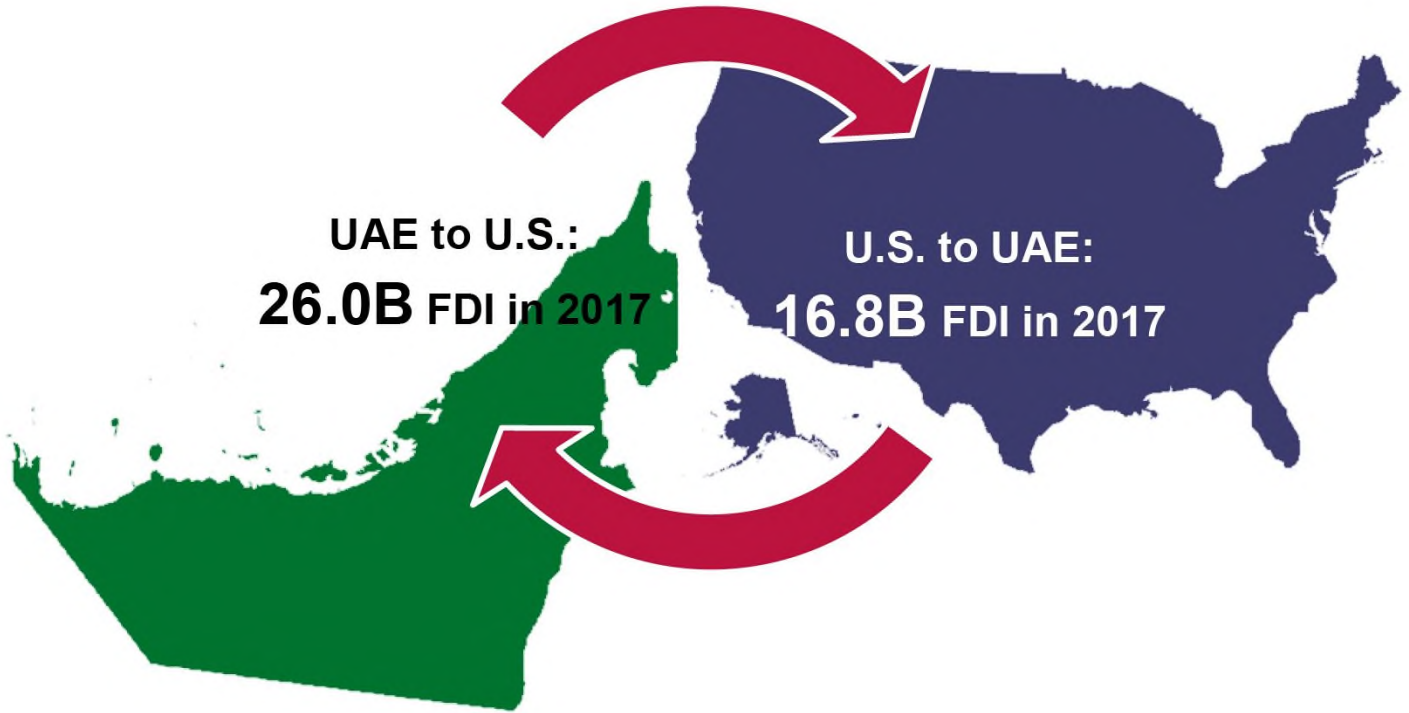


F 1,390 Jobs out of 158,658 Total Jobs Created in the U.S. by the UAE

Employment Driven by Connecticut's Exports of Manufactured Goods to the UAE*	1,390	Other transportation equipment manufacturing	Computer and electronic product manufacturing	Chemical manufacturing	Fabricated metal product manufacturing	Machinery manufacturing
		142	120	17	67	243
		Electrical equipment and appliance manufacturing	Food, beverage, and tobacco product manufacturing	Miscellaneous manufacturing	Motor vehicle, body, trailer, and parts manufacturing	
	71	73	17	17		

* The sectors shown are the top ten U.S. manufacturing sectors exporting to the UAE in 2018.

Foreign Direct Investment



A **\$26B**

2017 UAE total
FDI in U.S.

B **Life
Sciences
Sector**

Benefited from
Connecticut's
greenfield
investments in the
UAE in 2018



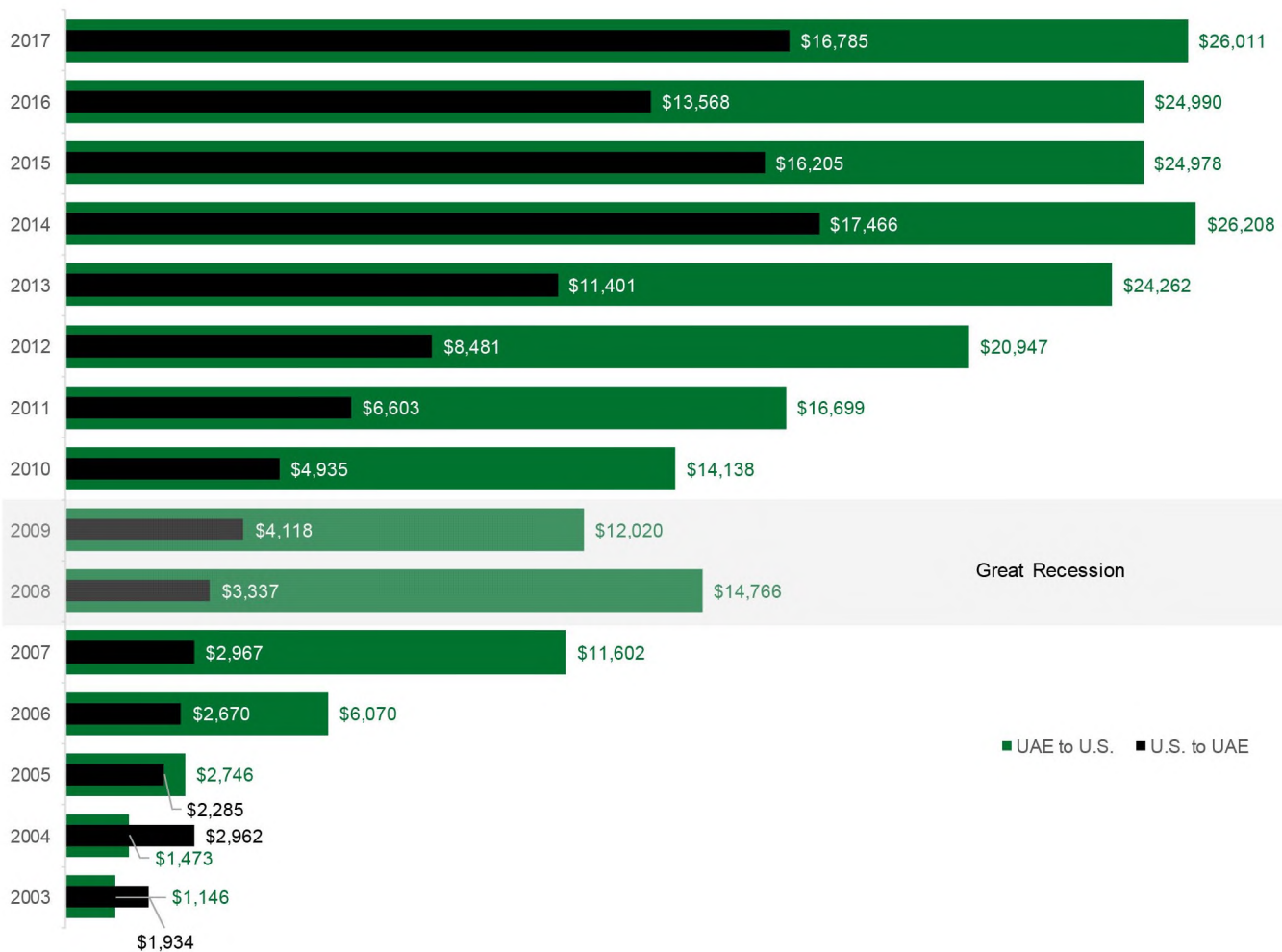
Bilateral FDI between the U.S. and UAE



A

UAE made \$26B total investment in U.S. in 2017. Investments over the past four years remained level.

Exhibit IV.1 | Total UAE Investments by Year





Connecticut 2018 Greenfield and Expanded FDI in the UAE



B Greenfield Investments were made in one sector in 2018

Exhibit IV.3 | Certain Connecticut Investors in UAE by Sector in 2018

Sector	Connecticut Investing Entities to the UAE
Life sciences	Cigna



EMBASSY OF THE
UNITED ARAB EMIRATES
WASHINGTON, DC

WWW.UAE-EMBASSY.ORG

APPENDICES



Appendix A

IV

Connecticut's Top Exporting Commodities to the UAE in 2018*This exhibit only displays commodities with annual export amounts exceeding \$5M*

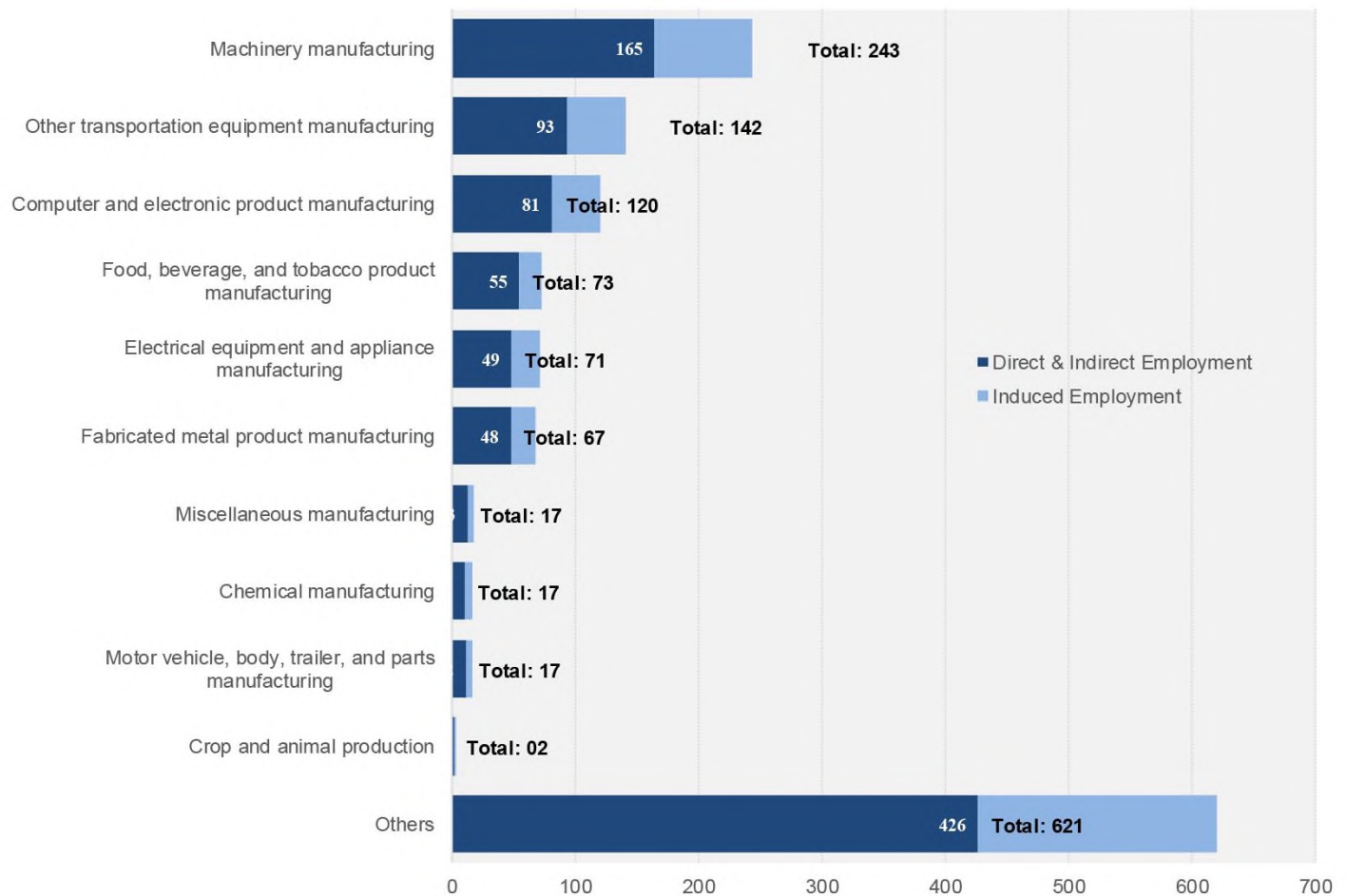
Sector	Top Commodity	Export Value
Scrap, second-hand, and special classification	9900 Other Special Classification Provisions	81.2M
Machinery manufacturing	3336 Engines, Turbines & Power Transmsn Equip 3334 Hvac & Commercial Refrigeration Equipment 3339 Other General Purpose Machinery	15.5M 10.8M
Other transportation equipment manufacturing	3364 Aerospace Products & Parts	23.0M
Computer and electronic product manufacturing	3345 Navigational/measuring/medical/control Instrume 3341 Computer Equipment 3342 Communications Equipment	6.5M
Food, beverage, and tobacco product manufacturi	3119 Foods, Nesoi 3112 Grain & Oilseed Milling Products	6.8M
Electrical equipment and appliance manufacturin	3359 Electrical Equipment & Components, Nesoi 3353 Electrical Equipment	
Fabricated metal product manufacturing	3324 Boilers, Tanks & Shipping Containers 3329 Other Fabricated Metal Products	
Chemical manufacturing	3256 Soaps, Cleaning Compounds & Toilet Preparatio	
Motor vehicle, body, trailer, and parts manufacturin	3362 Motor Vehicle Bodies & Trailers	
Miscellaneous manufacturing	3399 Miscellaneous Manufactured Commodities	

Note: Due to space constraints, some data bars are fitted to the page and not to scale.

Appendix B

IV

Employment Driven by Top 10 UAE-Exporting Sectors in Connecticut in 2018



These materials are being distributed by UAE Strategies on behalf of the Embassy of the United Arab Emirates in Washington DC. Additional information is on file with the US Department of Justice, Washington DC.

May 28, 2019

UAE SUPPORT TO YEMEN

SUPPORT FOR THE POLITICAL PROCESS

The UAE remains committed to supporting the UN-led political process in Yemen and upholding the integrity of the Stockholm agreement. The UAE understands the need for a political solution and its support of the process and restraint from contributing to escalation has been critical in allowing space for negotiations.

1. The UAE continues to refrain from retaliating against the Houthi rebels' thousands of ceasefire violations and has encouraged Yemeni government-backed forces to do the same.
2. The UAE continues to refrain from undertaking a military offensive in Hodeidah, despite the Houthis' violations and obstruction of the political process.

HUMANITARIAN ASSISTANCE

The UAE has engaged in one of the world's largest humanitarian relief operations providing food and fuel; rebuilding electric, water and sanitation systems; reconstructing schools and hospitals; and paying salaries for teachers and government workers.

UN Secretary General Antonio Guterres largely attributed the 30 percent increase in pledges during this past February's Geneva conference to the \$500 million contribution made by the UAE. *This is in addition to the previous \$930 million donated to the UN and the \$70 million donated to UNICEF in 2018 by the UAE and Saudi Arabia.*

On April 8, the Arab coalition provided \$200 million in aid to Yemen for use during the month of Ramadan, as part of its Geneva conference pledge. These funds were used to ensure food aid distribution, assist malnourished children and pregnant women, and combat cholera in partnership with the World Health Organization (WHO). During the month of Ramadan, the UAE distributed over 80,000 meals to mosques, underprivileged families, and patients in hospitals.

The UAE has provided more than \$5.2 billion in assistance to Yemen over the last four years including the \$500 million pledged last month to the UN at the Yemen Aid Conference in Geneva.

This assistance has reached more than 17 million Yemenis, including 11 million children and 3.2 million women across Yemen.

1. UAE funding of the UN Humanitarian Response Plan for Yemen was disbursed to the following organizations: UN OCHA, WHO, UNHCR, WFP, UNICEF, IOM, and FAO. This programming provided projects in the following sectors: health, water and sanitation, emergency food aid, nutrition, and livelihood support.
2. The UAE's direct assistance to Yemen includes general program assistance to pay the salaries of government employees, emergency food aid, humanitarian shelter and non-food items, water and sanitation, health – in particular to support anti-Cholera measures, education, legal and judicial reform, energy generation, and infrastructure support.

These materials are being distributed by UAE Strategies on behalf of the Embassy of the United Arab Emirates in Washington DC. Additional information is on file with the US Department of Justice, Washington DC.

May 28, 2019

2019 Emirates Red Crescent (ERC) PROJECTS

Education

- In March 2019, the ERC opened the Azan Educational Complex in the Abyan governorate and **provided school supplies for up to 1,200 students** that will soon attend.
- In February 2019, the ERC reopened the Al Fatah Elementary and Secondary School in the Hodeidah governorate, after it has been renovated, rehabilitated and furnished, to support the education sector in Yemen. **This will enable 1,800 students to return to school.**
- In February 2019, the ERC reopened the Khadija bint Khuwailid School for Girls on the Red Sea Coast, **which will allow 650 girls to resume their education.**

Medical Sector

- In January 2019, the ERC launched four mobile clinics along the Red Sea Coast. The mobile clinics have since **provided free health services to over 16,000 Yemenis.**
- In February 2019, the ERC inaugurated a healthcare center on the Red Sea Coast after restoring it and supplying it with medical equipment and a solar energy system, to serve nearly 5,000 people.
- In February 2019, the ERC launched **a health awareness campaign targeting 18,000 students** from remote village schools and internally displaced persons camps in various liberated areas of Yemen's Red Sea Coast.

Infrastructure

- In February 2019, the ERC launched a fish landing center on the Red Sea Coast as part of a rebuilding project that includes a fish landing harbor, two rooms to manage the local fishing association, and an integrated solar power system. **The project will benefit 6,000 fisherman and will help improve the living conditions of over 40,000 people in the area.**
- In February 2019, the ERC opened the final phase of the Sheikh Khalifa Residential City for those affected by the floods that swept through the Hadramaut governorate in Yemen during the past few years. **The city consists of 607 housing units, along with infrastructure services including roads, solar-powered water pumping systems, electricity grids and sanitation systems.**
- In February 2019, the ERC finished the reconstruction of a fishery in Mocha that will enable the small-scale fishing industry to thrive once again, opening opportunities for Yemenis to improve their economic situation.

These materials are being distributed by UAE Strategies on behalf of the Embassy of the United Arab Emirates in Washington DC. Additional information is on file with the US Department of Justice, Washington DC.

May 28, 2019

Clean Water

- In February 2019, the ERC continued to implement its 'Saqia Water Project' in rural villages near Taiz **to provide safe drinking water to 20,000 people for two months.**
- In February 2019, the ERC implemented a water project which included drilling an artesian well and supplying large water tanks in the Lahij governorate, **benefitting 25,000 people.**

OVERVIEW of 2018

Food Aid

- **From June 2018 to December 2018 alone, the UAE has provided food aid to the Hodeidah governorate amounting to \$321.5 million. This included over 110,000 food aid parcels delivered, **benefitting some 770,000 individuals.****
- The UAE and Saudi Arabia launched the Imdaad campaign in November 2018, pledging an additional US \$500 million to combat famine in Yemen with the aim to provide food to 10-12 million Yemenis. The campaign will cover all regions of Yemen, regardless of political or geographical considerations, reaching all of Yemen's citizens in need, with priority given to the most vulnerable, predominantly malnourished children, pregnant women, nursing mothers, the elderly and the ill.

Education

- The UAE has provided for the reconstruction and rehabilitation of 230 schools.
- The UAE, in partnership with the Kingdom of Saudi Arabia, has donated **US \$70 million to support Yemeni teachers through UNICEF. Of the \$35 million donated by the UAE, salaries for 135,000 teachers are being covered for a ten-month period.**
- In Yemen's Red Sea Coast region, 14 schools have received educational materials as well as solar powered panels, to ensure a continued supply of energy, to avoid any disruption to the school year.

In collaboration with USAID, the UAE has contributed \$5 million to the 'Food for Thought School Feeding Program in Yemen,' being implemented by the World Food Program.

- In collaboration with USAID, the UAE has contributed \$5 million to the 'Food for Thought School Feeding Program in Yemen', being implemented by the World Food Program. This supports school children exposed to protracted instability and the consequences of conflict by promoting educational and nutritional outcomes that ensure their protection and continued access to education.

These materials are being distributed by UAE Strategies on behalf of the Embassy of the United Arab Emirates in Washington DC. Additional information is on file with the US Department of Justice, Washington DC.

May 28, 2019

Medical Sector

- UAE aid has provided for the rebuilding and maintenance of 55 hospitals and medical centers.
- In the Hodeidah Governorate, mobile medical clinics have been established, providing treatment for respiratory illnesses, high blood pressure, acute malnutrition, dengue fever and prenatal care, for thousands of Yemeni civilians.
- **In Hadramaut, the UAE has given \$ 20 million for the refurbishment of medical centers and clinics. 75 ambulances have been provided, while 488,000 children have received polio and measles vaccinations** as part of a preventive medicine campaign.

Infrastructure

- Rehabilitating the country's basic infrastructure such as airports in Aden, Al Rayyan and Socotra, as well as seaports in Aden, Mukalla and Socotra, has been a priority in the UAE's aid policy to Yemen.
In Hodeidah governorate, an additional \$30 million has been allocated for refurbishment and repair of the infrastructure in liberated areas.
- UAE infrastructure work on ports allow fishermen to resume their activities, with consequent benefits both on employment and on the availability of fresh fish in the markets.

Energy

- **Seventeen power plants have been constructed, rebuilt and maintained, including a \$100 million 750-megawatt power plant in Aden, to help to meet the country's electricity deficit.**
- In the Hadramaut, the UAE has invested \$80 million to refurbish power *stations*

Clean Water

- Efforts to improve the supply of safe drinking water, a key to the prevention of the spreading of diseases like cholera, have included the **refurbishment of ten water plants and networks with 80 pumps and four sewerage treatment plants.**
- 250 freshwater dams and wells have been built or dug, along with 23 water stations and reservoirs.

These materials are being distributed by UAE Strategies on behalf of the Embassy of the United Arab Emirates in Washington DC. Additional information is on file with the US Department of Justice, Washington DC.

May 28, 2019

ARTICLE LINKS

"UAE and Saudi Arabia announce \$1 billion in humanitarian aid for Yemen"

<https://www.thenational.ae/world/mena/uae-and-saudi-arabia-announce-1-billion-in-humanitarian-aid-for-yemen-1.830500>

"UAE pledges US\$500 million for Yemen in 2019"

<http://wam.ae/en/details/1395302743109>

"UAE and Saudi Arabia pledge \$200 million in Yemen aid for Ramadan"

<https://www.thenational.ae/world/mena/uae-and-saudi-arabia-pledge-200-million-in-yemen-aid-for-ramadan-1.846465>

"UAE distributes over 80,000 Iftar meals in Yemen during Ramadan"

<http://wam.ae/en/details/1395302763497>

"ERC opens educational facility in Abyan"

<http://wam.ae/en/details/1395302743816>

"ERC helps 1,800 Yemeni students to return to school"

<http://wam.ae/en/details/1395302741250>

"ERC reopens girls' school in Yakhtal, Yemen"

<http://wam.ae/en/details/1395302738217>

"ERC's mobile clinics reach out to over 16,000 Yemenis"

<http://wam.ae/en/details/1395302742678>

"ERC inaugurates healthcare centre in Yemen's Red Sea Coast"

<http://wam.ae/en/details/1395302740373>

"ERC launches health campaign for school students Yemen"

<http://wam.ae/en/details/1395302737872>

"ERC launches fish landing center in Wahjah, Red Sea Coast"

<http://wam.ae/en/details/1395302743163>

"Sheikh Khalifa's Residential City opened in Hadramaut"

<http://wam.ae/en/details/1395302742825>

"Yemen's Mocha sees opening of Al Ruwais fishery"

<http://wam.ae/en/details/1395302739882>

"20,000 Yemenis in Taiz gain access to potable water"

<http://wam.ae/en/details/1395302740374>

"ERC implements water project in Lahij"

<http://wam.ae/en/details/1395302737898>

"UAE aid helps restore Yemen to its 'full potential'"

<http://wam.ae/en/details/1395302728467>

These materials are being distributed by UAE Strategies on behalf of the Embassy of the United Arab Emirates in Washington DC. Additional information is on file with the US Department of Justice, Washington DC.



Follow up on UAE meeting

Hagir Elawad <hagir@uaestrategies.com>

Thu, Jun 6, 2019 at 11:24 AM

To: [REDACTED]

Dear [REDACTED],

I hope you are both well and gearing up for a very hot weekend. Again, it was a pleasure meeting both of you and [REDACTED], you and I briefly communicated after, but I wanted to follow up as promised with the recently released 2018 trade report for Virginia-UAE trade. I urge you to take some time to review it and share with Senator Warner. This report is much more extensive and includes a 4 year comparison (2015-2018) of the Virginia-UAE trade relationship including top exports, jobs created by that trade, which exports increased and which decreased. For example, in 2018, Computer and Electronic Product Manufacturing and Food Beverage and Tobacco Product Manufacturing were the largest exporting sectors for Virginia.

[REDACTED] would love to get together next week or the following week (can send dates and times) to discuss more of the bilateral security/defense issues as well as the seemingly innumerable regional developments. In the meantime, I've attached an updated document detailing the UAE's humanitarian assistance and recent projects in Yemen.

Look forward to working with you both.


Warmest regards,

~Hagir

2 attachments

Virginia_UAE 2018 Trade Report.pdf
338K

05.28.19_UAE Yemen Humanitarian Info Sheet.pdf
291K



UAE – U.S. HISTORICAL TRADE RELATIONSHIPS

VIRGINIA REPORT

2018 UPDATE



Table of Contents

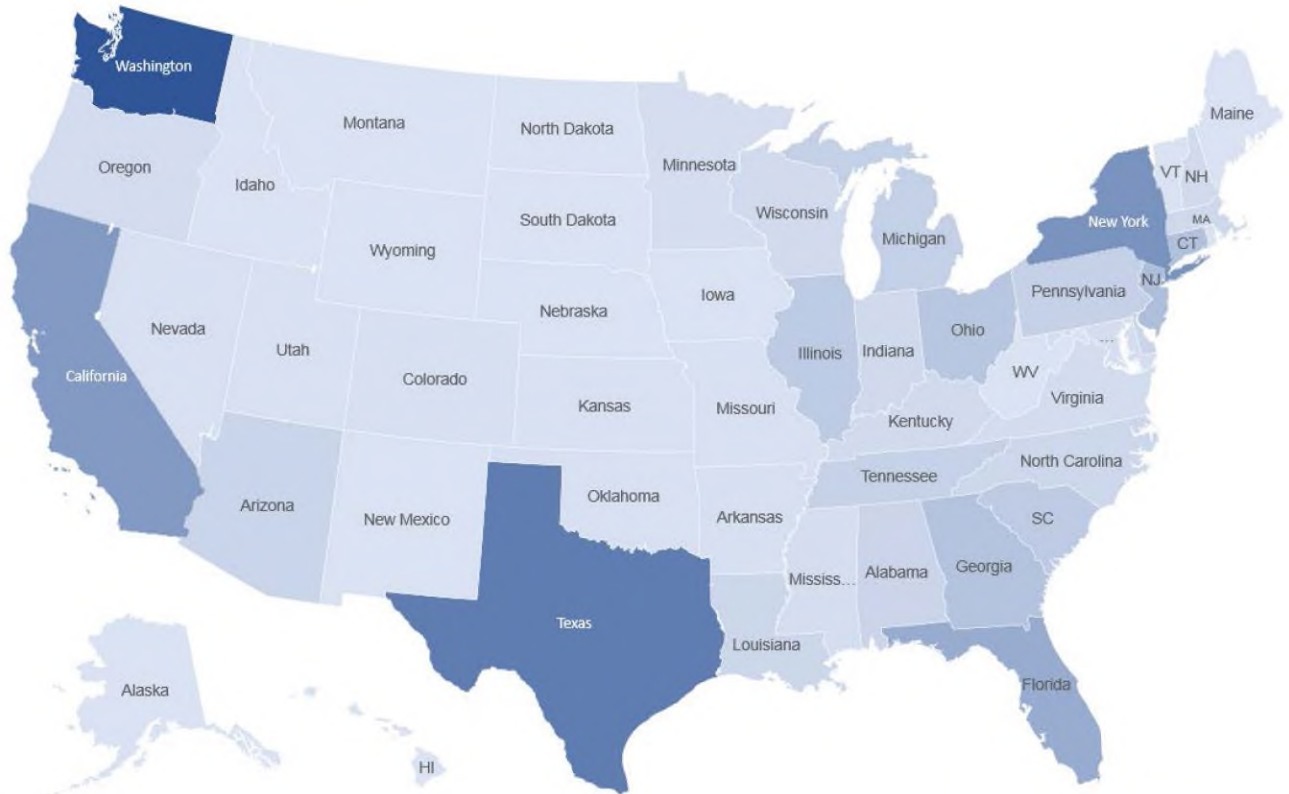
Section	Contents	Page
I	US Exports to the UAE	3
II	UAE-Supported Employment	9
III	Foreign Direct Investment	10
IV	Appendices	14

Virginia Exports to the UAE



U.S. State Exports to the UAE for the Years 2015-2018

2015-2018 Exports to the UAE 
\$0.00B \$13.55B



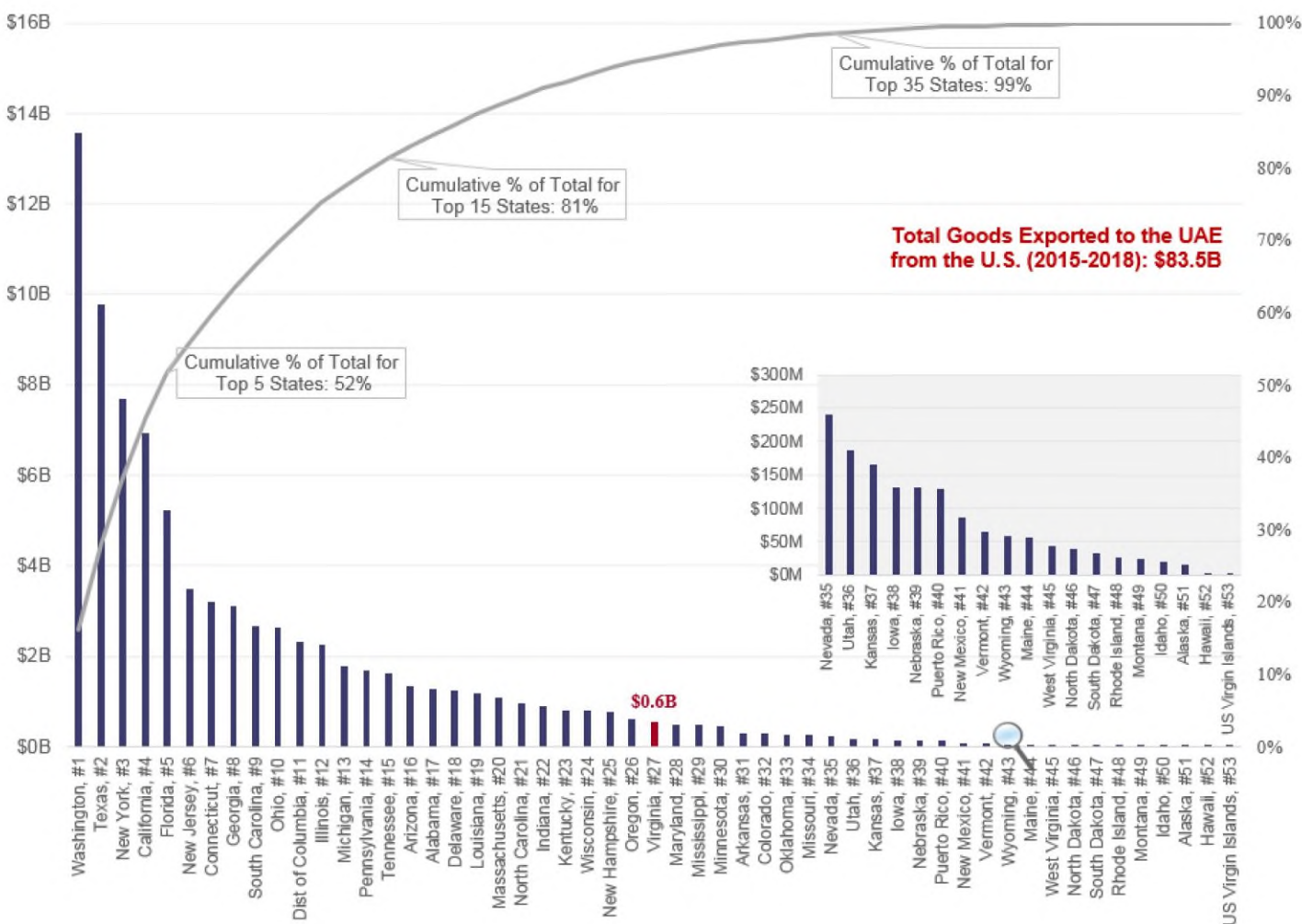
- A 27th**
Largest Exporting State
- B \$0.6B**
Four-Year Total Exports
- C Computer and Electronic Product**
Top Exporting Sector
- D Fabricated Metal Product**
Sector with Largest Increase in Exports Since 2017
- E \$126.5M**
Trade Surplus in 2018
- F 1,118**
Jobs Supported by Exports

Virginia Exports to the UAE



A Virginia ranked 27th among U.S. states and territories with \$0.6B in goods exported to the UAE between 2015 and 2018

Exhibit I.1 | U.S. State Rankings of Exports to the UAE (\$ in Billions)



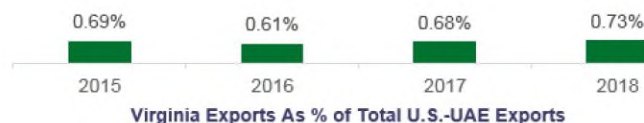
Virginia Exports to the UAE



B

Total value of 2018 goods exported is second highest in last four years but % of total U.S. exports is highest in last four years

Exhibit I.2 | Virginia Export Values and Percent of Total by Year



\$ in millions

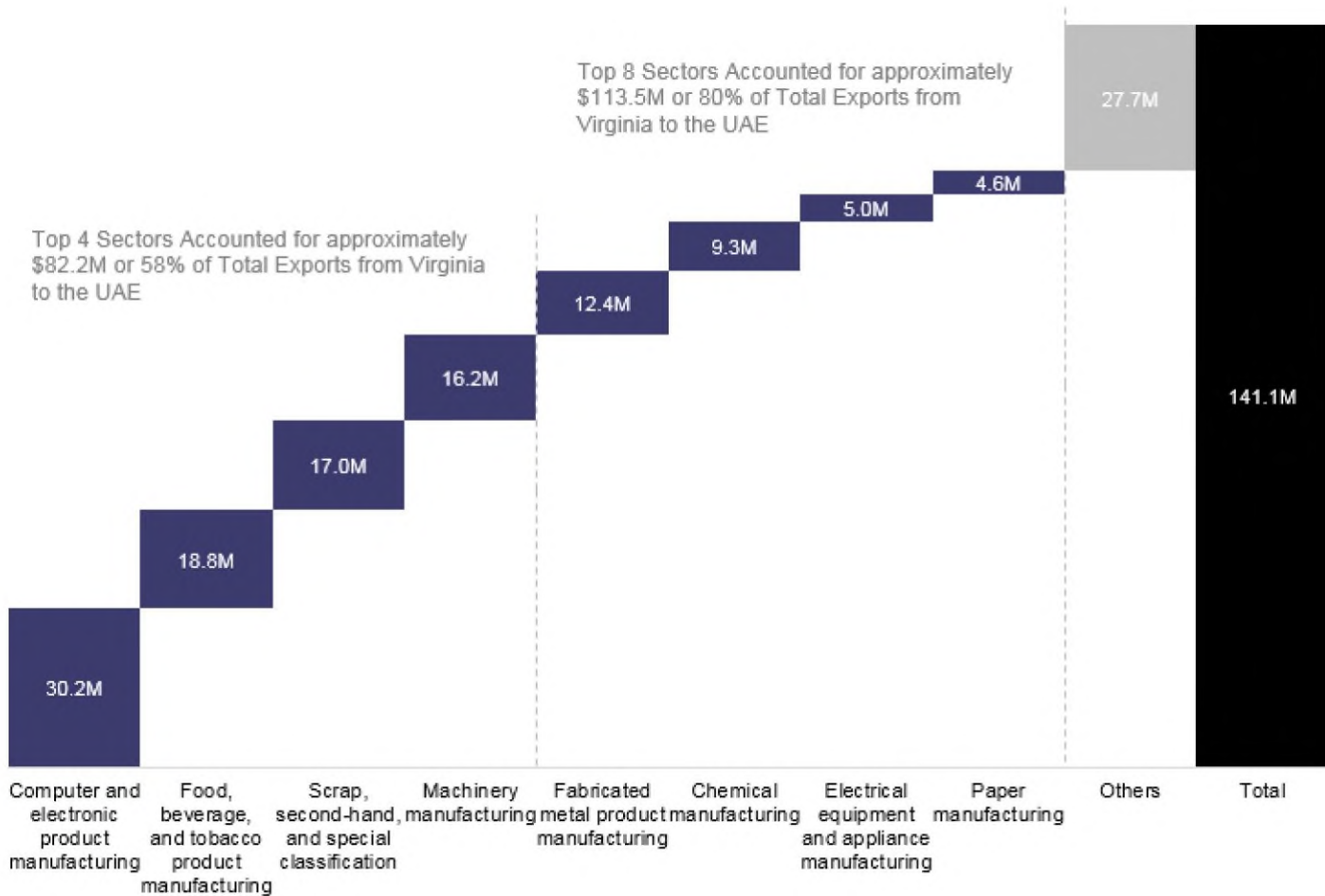
Rank	State	2015	2016	2017	2018	Trend Line	2015-2018
	All U.S. States	\$22,596.4	\$22,030.6	\$19,631.8	\$19,214.3		\$83,473.1
27	Virginia	0.7% \$156.7	0.6% \$134.9	0.7% \$134.4	0.7% \$141.1		0.7% \$567.1
1	Washington	14.2% \$3,211.2	18.9% \$4,157.6	20.9% \$4,104.7	10.8% \$2,081.1		16.2% \$13,554.6
5	Florida	6.8% \$1,534.4	6.8% \$1,487.5	6.3% \$1,244.7	4.9% \$949.4		6.2% \$5,216.0
10	Ohio	2.2% \$499.8	3.8% \$830.2	3.1% \$608.6	3.6% \$686.5		3.1% \$2,625.1
20	Massachusetts	0.7% \$150.0	0.7% \$161.8	1.5% \$285.1	2.6% \$493.1		1.3% \$1,090.0
30	Minnesota	0.5% \$113.2	0.4% \$94.1	0.6% \$108.9	0.7% \$136.5		0.5% \$452.7

Virginia Exports to the UAE



C In 2018, *Computer and Electronic Product Manufacturing* and *Food Beverage and Tobacco Product Manufacturing* were the largest exporting sectors

Exhibit I.3 | Virginia's Exporting Sectors in 2018



Virginia Exports to the UAE

I

D From 2017 to 2018, *Fabricated Metal Product Manufacturing* sector had the largest increase in exports. *Machinery Manufacturing* sector had the largest decrease

Exhibit I.4 | Virginia's Exporting Sector Movements From 2017 to 2018

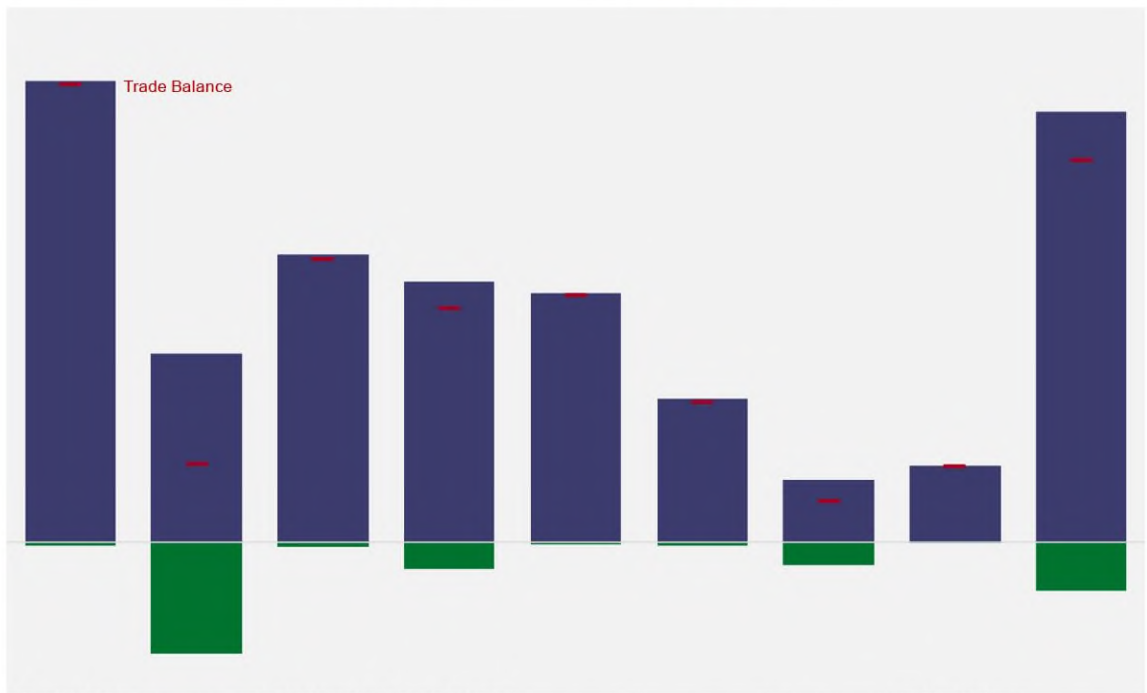


Virginia Exports to the UAE



Virginia had a \$126.5M trade surplus with the UAE in 2018

Exhibit I.5 | Virginia's Trade Surplus with the UAE by Sector



	Computer and electronic product manufacturing	Fabricated metal product manufacturing	Food, beverage, and tobacco product manufacturing	Scrap, second-hand, and special classification	Machinery manufacturing	Chemical manufacturing	Plastics and rubber products manufacturing	Electrical equipment and appliance manufacturing	Other
■ Exports	\$30.2M	\$12.4M	\$18.8M	\$17.0M	\$16.2M	\$9.3M	\$4.1M	\$5.0M	\$28.1M
■ Imports	\$0.22M	\$7.26M	\$0.33M	\$1.77M	\$0.14M	\$0.20M	\$1.47M	\$0.02M	\$3.17M
- Balance	\$29.9M	\$5.1M	\$18.5M	\$15.2M	\$16.1M	\$9.1M	\$2.6M	\$4.9M	\$25.0M

Virginia 2018 Employment Driven by Export to the UAE



Positive U.S. Employment Driven by Exports to the UAE in 2018

Jobs Created 0 27,035

158,658
Jobs Created

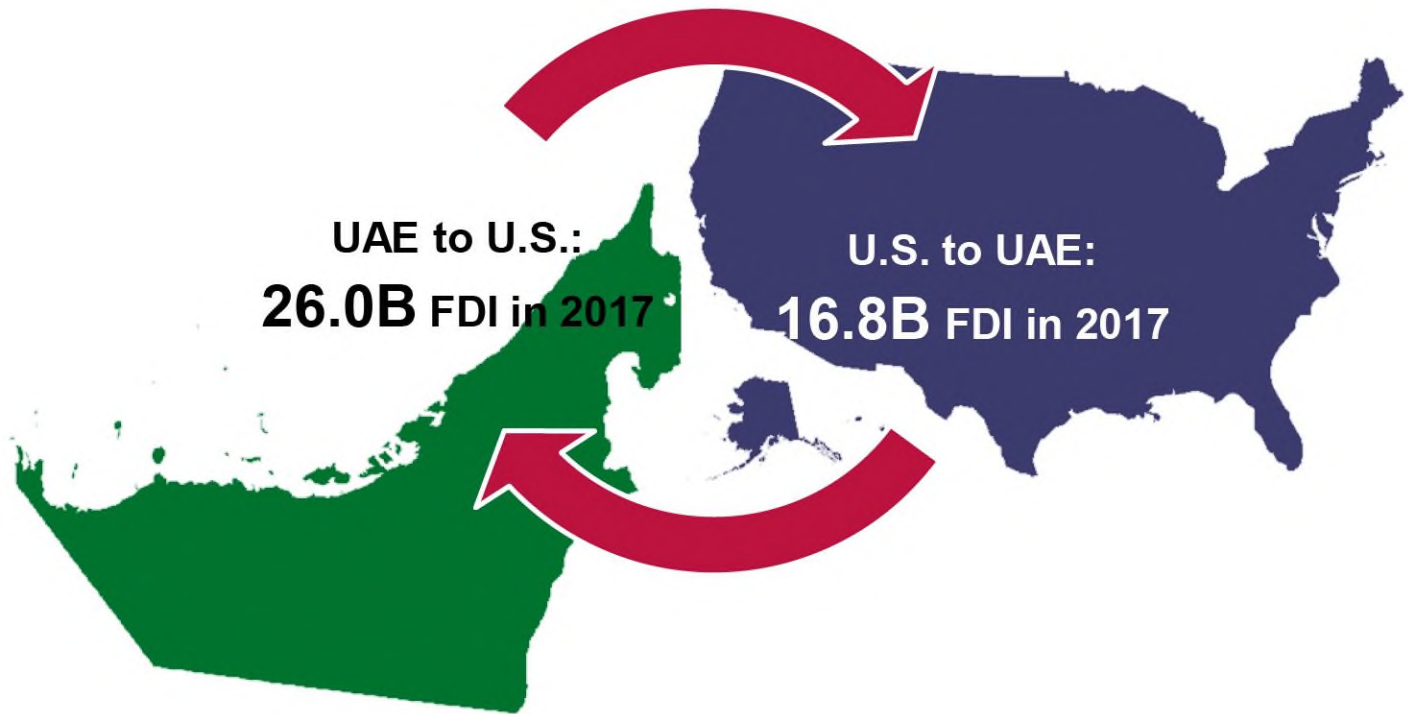


F 1,118 Jobs out of 158,658 Total Jobs Created in the U.S. by the UAE

Employment Driven by Virginia's Exports of Manufactured Goods to the UAE*	1,118	Other transportation equipment manufacturing	Computer and electronic product manufacturing	Chemical manufacturing	Fabricated metal product manufacturing	Machinery manufacturing
		16	212	59	109	130
		Electrical equipment and appliance manufacturing	Food, beverage, and tobacco product manufacturing	Miscellaneous manufacturing	Motor vehicle, body, trailer, and parts manufacturing	
		37	155	39	21	

* The sectors shown are the top ten U.S. manufacturing sectors exporting to the UAE in 2018.

Foreign Direct Investment



A **\$26B**

2017 UAE total
FDI in U.S.

B **Various
Sectors**

Benefited from
UAE's investments
in Virginia since
2003

C **Various
Sectors**

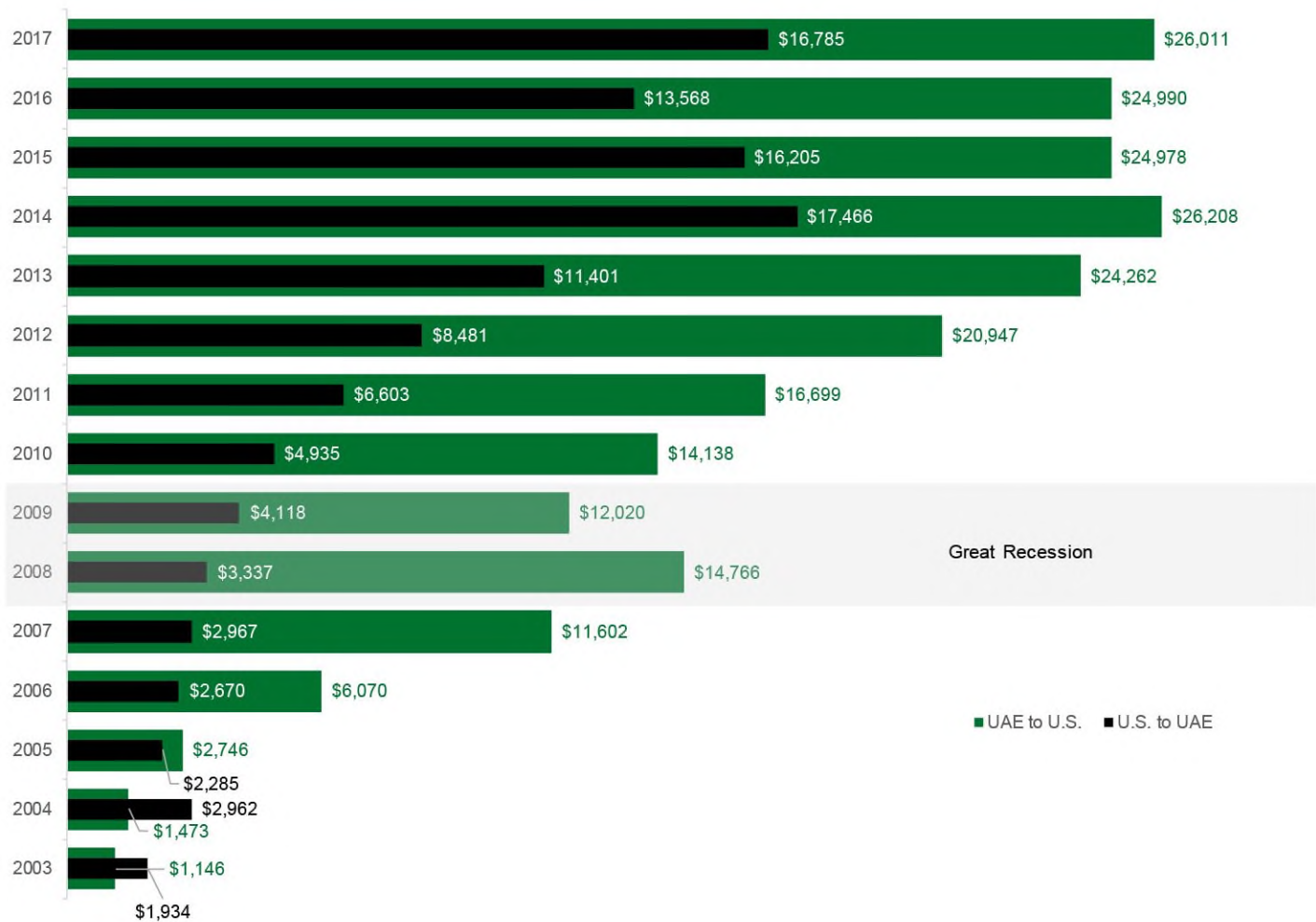
Benefited from
Virginia's greenfield
investments in the
UAE in 2018

Bilateral FDI between the U.S. and UAE



A UAE made \$26B total investment in U.S. in 2017. Investments over the past four years remained level.

Exhibit IV.1 | Total UAE Investments by Year



UAE FDI in Virginia



B Since 2003, UAE expanded existing investments and made greenfield investments in Virginia in a variety of sectors

Exhibit IV.2 | Certain UAE Investors in Virginia by Sector Since 2003

2014

Financial services

Transportation

UAE Exchange Centre

Hadid International Services

Virginia 2018 Greenfield and Expanded FDI in the UAE



- C** Greenfield Investments were made in various sectors in 2018.

Exhibit IV.3 | Certain Virginia Investors in UAE by Sector in 2018

Sector	Virginia Investing Entities to the UAE
Financial Services	Securrency Inc
Creative Industries	RedPeg



APPENDICES

Appendix A

IV

Virginia's Top Exporting Commodities to the UAE in 2018

This exhibit only displays commodities with annual export amounts exceeding \$5M

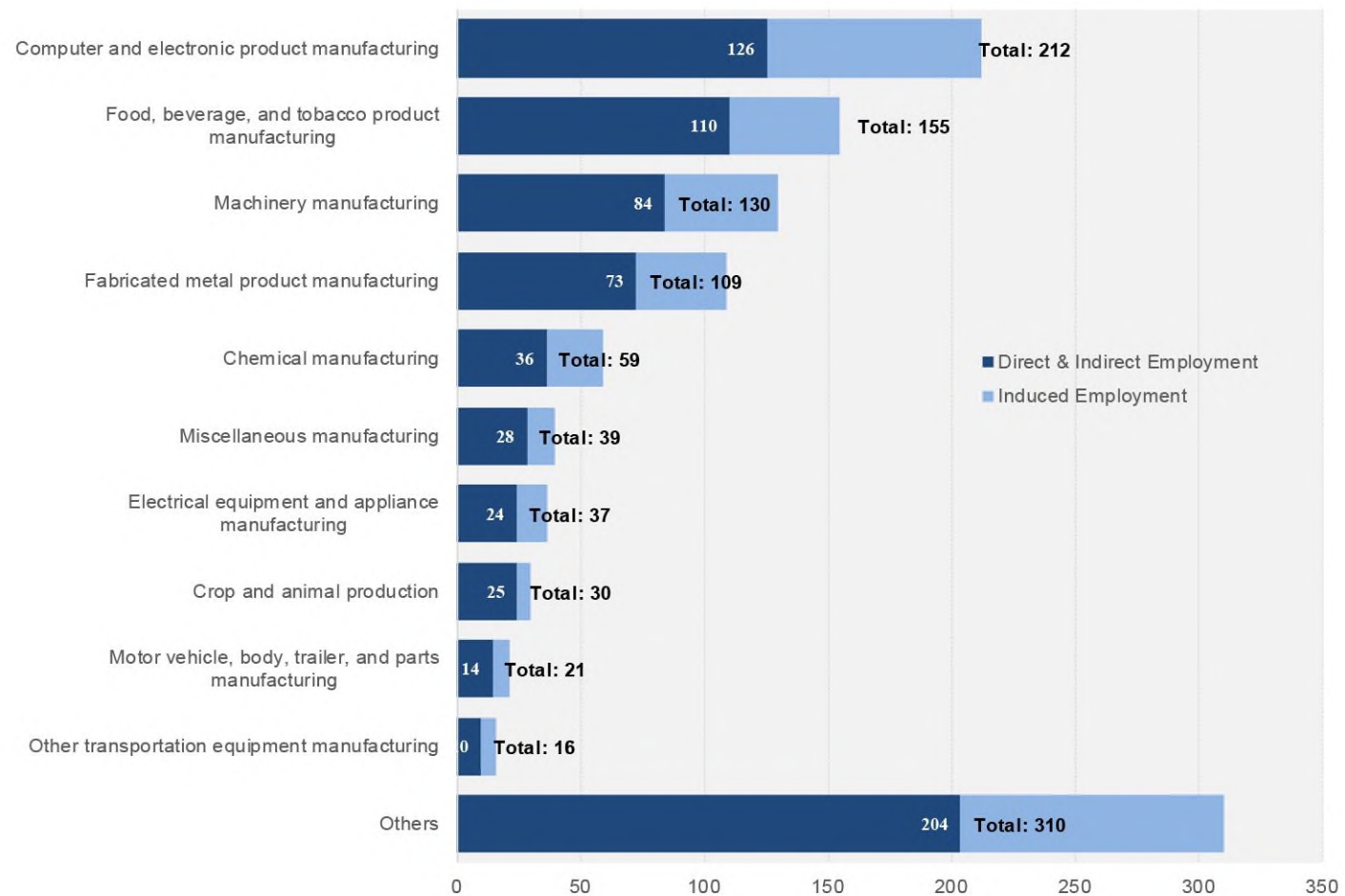
Sector	Top Commodity	Export Value
Computer and electronic product manufacturing	3342 Communications Equipment	15.4M
	3341 Computer Equipment	10.1M
	3344 Semiconductors & Other Electronic Components	
	3345 Navigational/measuring/medical/control Instrument	
Food, beverage, and tobacco product manufacturing	3116 Meat Products & Meat Packaging Products	7.3M
	3121 Beverages	
	3119 Foods, Nesoi	
	3114 Fruits & Veg Preserves & Specialty Foods	
	3118 Bakery & Tortilla Products	
Scrap, second-hand, and special classification	9300 Used Or Second-hand Merchandise	13.4M
	9900 Other Special Classification Provisions	
	9100 Waste And Scrap	
Machinery manufacturing	3339 Other General Purpose Machinery	5.1M
	3334 Hvac & Commercial Refrigeration Equipment	
	3332 Industrial Machinery	
	3336 Engines, Turbines & Power Transmsn Equip	
	3335 Metalworking Machinery	
Fabricated metal product manufacturing	3329 Other Fabricated Metal Products	11.2M
Chemical manufacturing	3256 Soaps, Cleaning Compounds & Toilet Preparations	6.3M
	3254 Pharmaceuticals & Medicines	
Electrical equipment and appliance manufacturing	3359 Electrical Equipment & Components, Nesoi	
	3353 Electrical Equipment	
	3352 Household Appliances And Misc Machines, Nesoi	
Paper manufacturing	3222 Converted Paper Products	
	3221 Pulp, Paper & Paperboard Mill Products	
Plastics and rubber products manufacturing	3262 Rubber Products	
	3261 Plastics Products	
Textile and textile product mills	3132 Fabrics	

Note: Due to space constraints, some data bars are fitted to the page and not to scale.

Appendix B

IV

Employment Driven by Top 10 UAE-Exporting Sectors in Virginia in 2018



These materials are being distributed by UAE Strategies on behalf of the Embassy of the United Arab Emirates in Washington DC. Additional information is on file with the US Department of Justice, Washington DC.



EMBASSY OF THE
UNITED ARAB EMIRATES
WASHINGTON, DC

WWW.UAE-EMBASSY.ORG

UAE – U.S.
HISTORICAL TRADE RELATIONSHIPS

CONNECTICUT REPORT

2018 UPDATE

Table of Contents

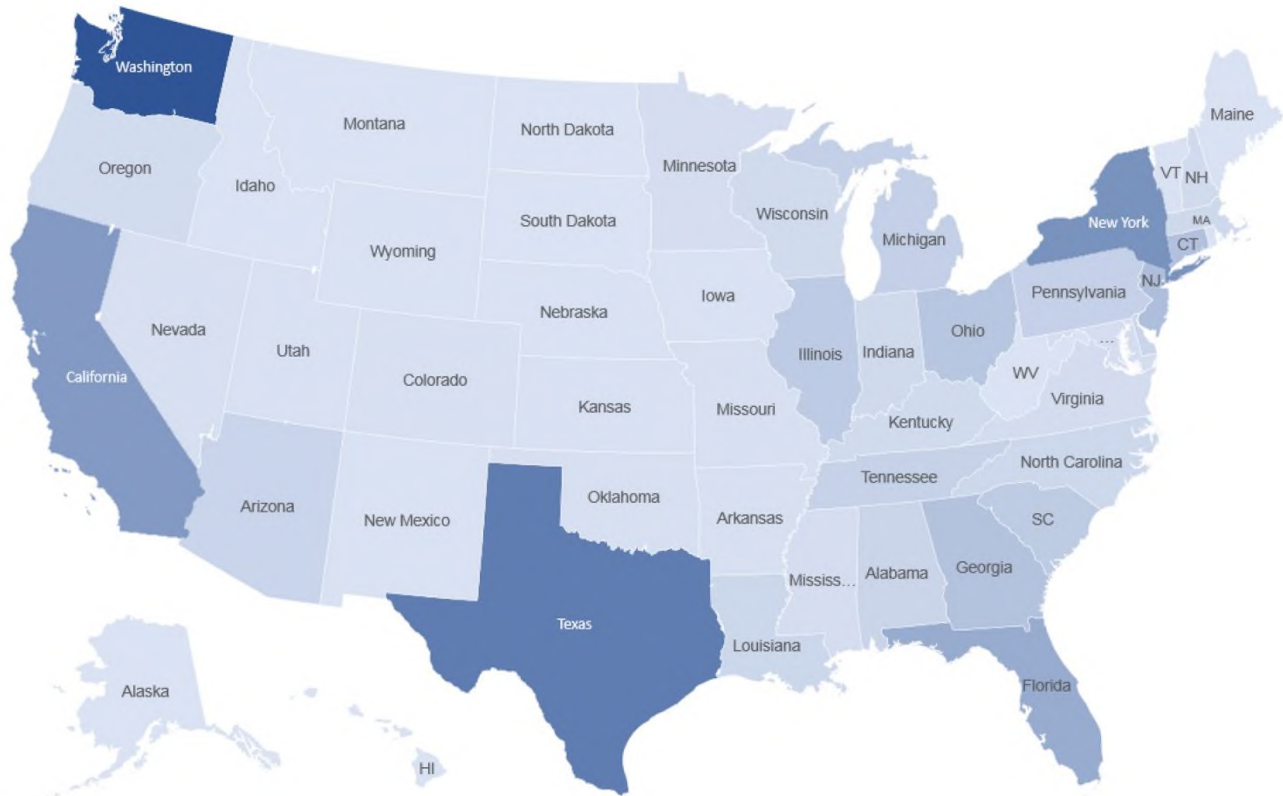
Section	Contents	Page
I	US Exports to the UAE	3
II	UAE-Supported Employment	9
III	Foreign Direct Investment	10
IV	Appendices	13

Connecticut Exports to the UAE



U.S. State Exports to the UAE for the Years 2015-2018

2015-2018 Exports to the UAE 
 \$0.00B \$13.55B



A 7th
Largest Exporting State

B \$3.2B
Four-Year Total Exports

C Scrap, Second-Hand Merchandise
Top Exporting Sectors

D Machinery Manufacturing
Sector with Largest Increase in Exports Since 2017

E \$117.6M
Trade Surplus in 2018

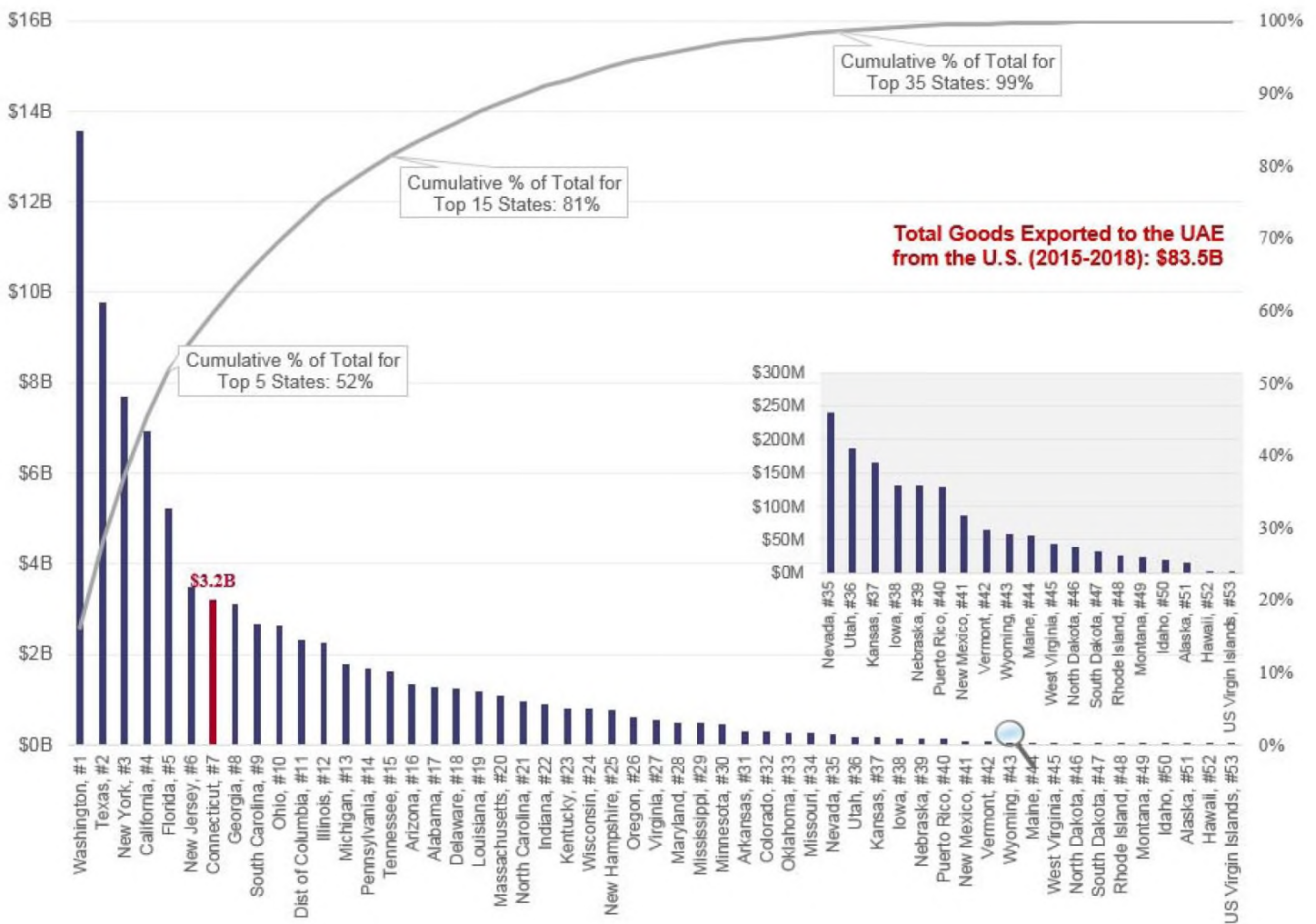
F 1,390
Jobs Supported by Exports

Connecticut Exports to the UAE



Connecticut ranked 7th among U.S. states and territories with \$3.2B in goods exported to the UAE between 2015 and 2018

Exhibit I.1 | U.S. State Rankings of Exports to the UAE (\$ in Billions)

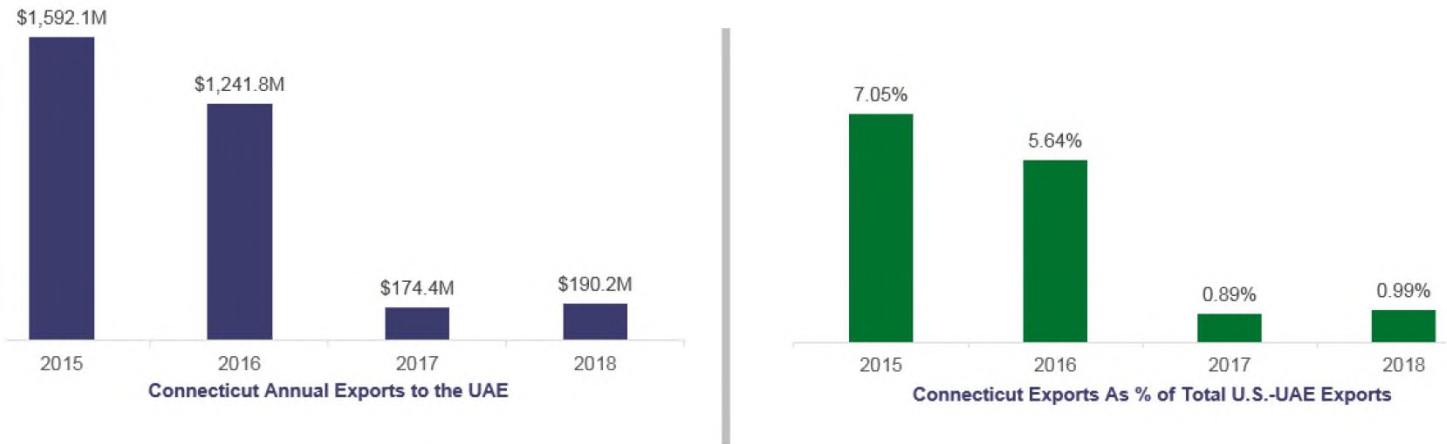


Connecticut Exports to the UAE



B Total value of 2018 goods exported is second lowest in last four years

Exhibit I.2 | Connecticut Export Values and Percent of Total by Year



\$ in millions							
Rank	State	2015	2016	2017	2018	Trend Line	2015-2018
	All U.S. States	\$22,596.4	\$22,030.6	\$19,631.8	\$19,214.3		\$83,473.1
7	Connecticut	7.0% \$1,592.1	5.6% \$1,241.8	0.9% \$174.4	1.0% \$190.2		3.8% \$3,198.6
1	Washington	14.2% \$3,211.2	18.9% \$4,157.6	20.9% \$4,104.7	10.8% \$2,081.1		16.2% \$13,554.6
5	Florida	6.8% \$1,534.4	6.8% \$1,487.5	6.3% \$1,244.7	4.9% \$949.4		6.2% \$5,216.0
10	Ohio	2.2% \$499.8	3.8% \$830.2	3.1% \$608.6	3.6% \$686.5		3.1% \$2,625.1
20	Massachusetts	0.7% \$150.0	0.7% \$161.8	1.5% \$285.1	2.6% \$493.1		1.3% \$1,090.0
30	Minnesota	0.5% \$113.2	0.4% \$94.1	0.6% \$108.9	0.7% \$136.5		0.5% \$452.7

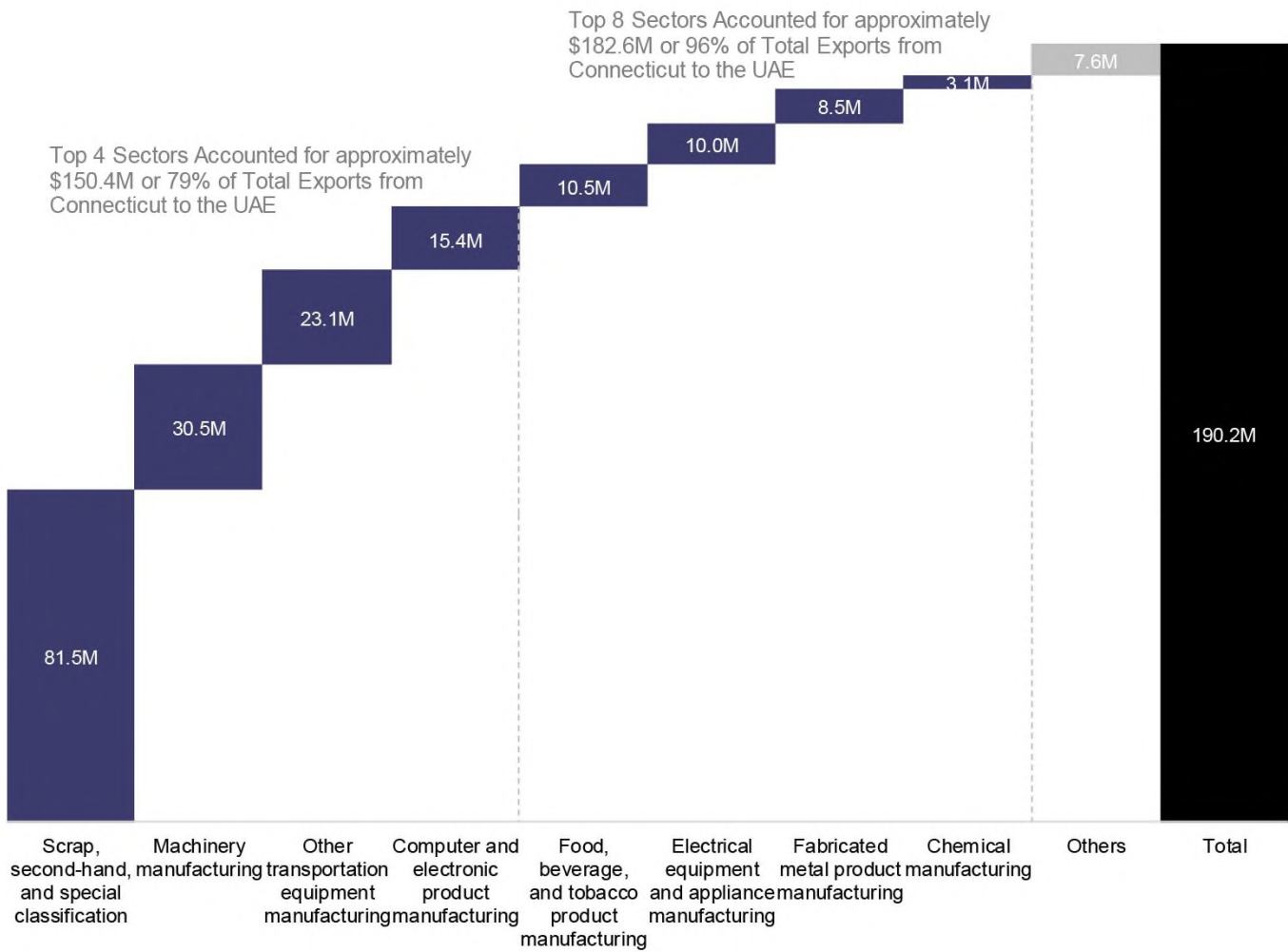
Connecticut Exports to the UAE

I



In 2018 *Scrap, Second-Hand Merchandise* and *Machinery Manufacturing* were the largest export sectors

Exhibit I.3 | Connecticut's Exporting Sectors in 2018



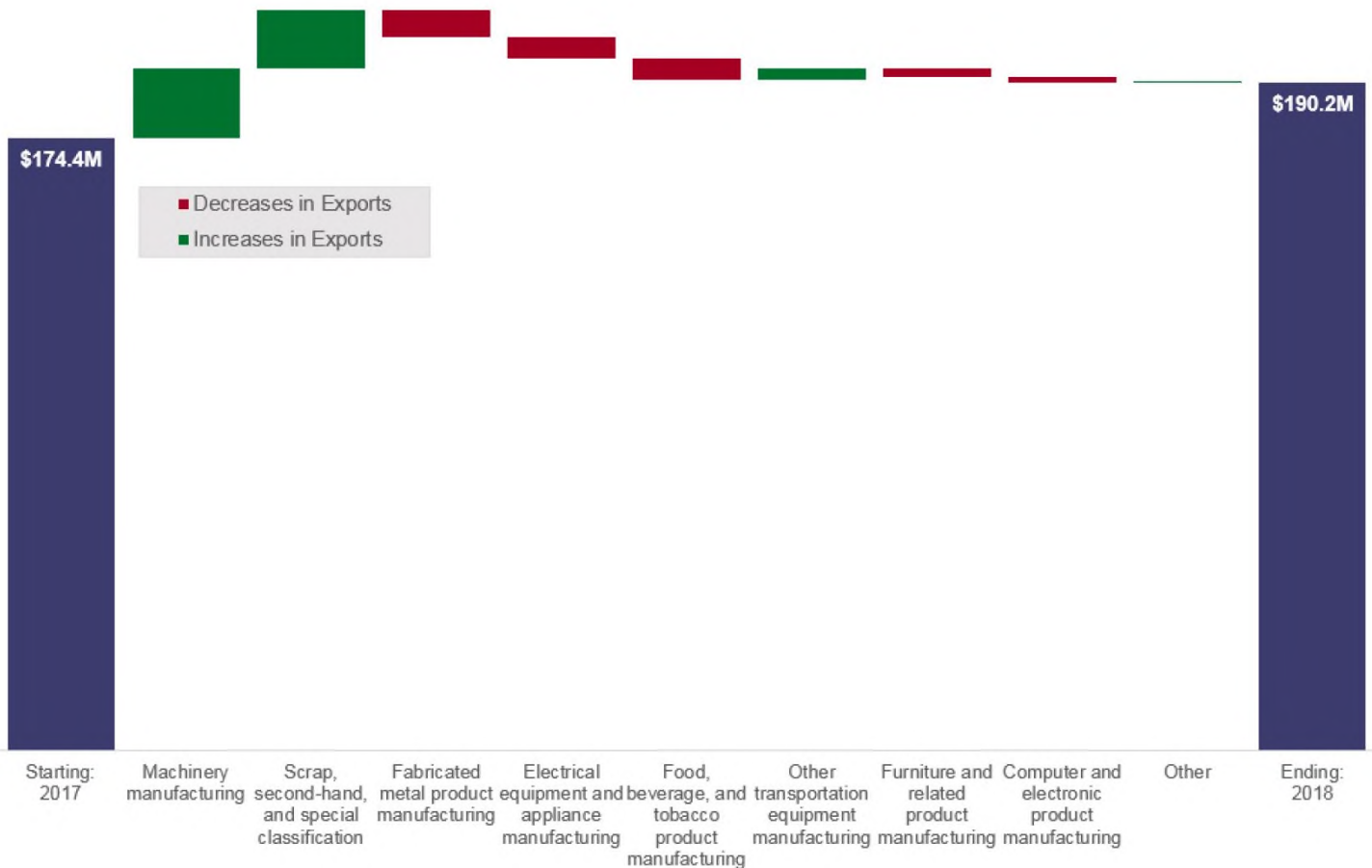
Connecticut Exports to the UAE

I

D

From 2017 to 2018 *Machinery Manufacturing* sector had the largest increase in exports. *Fabricated Metal Product* sector had the largest decrease

Exhibit I.4 | Connecticut's Exporting Sector Movements From 2017 to 2018

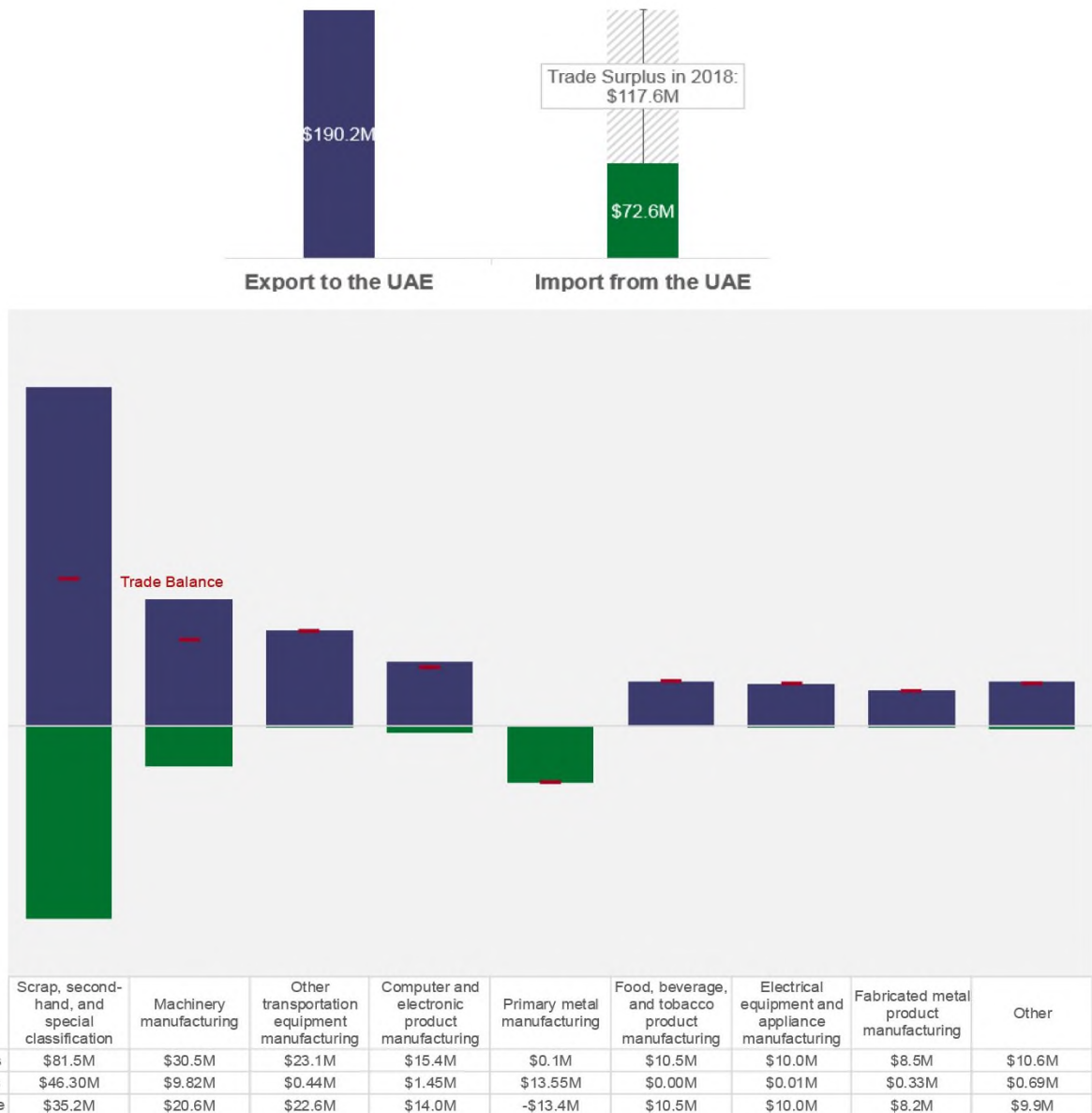


Connecticut Exports to the UAE

I

E Connecticut had a \$117.6M trade surplus with the UAE in 2018

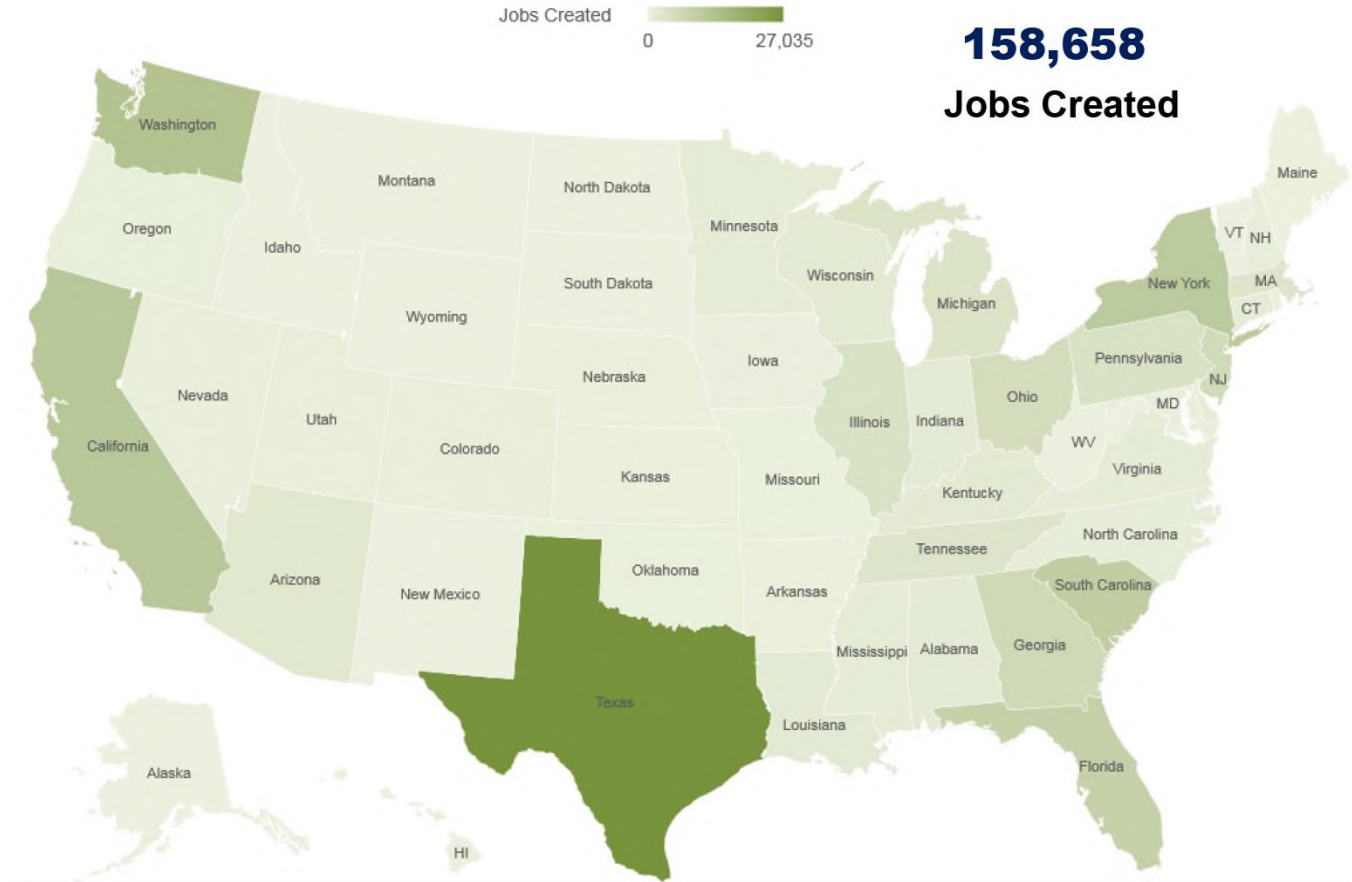
Exhibit I.5 | Connecticut's Trade Surplus with the UAE by Sector



Connecticut 2018 Employment Driven by Export to the UAE



Positive U.S. Employment Driven by Exports to the UAE in 2018

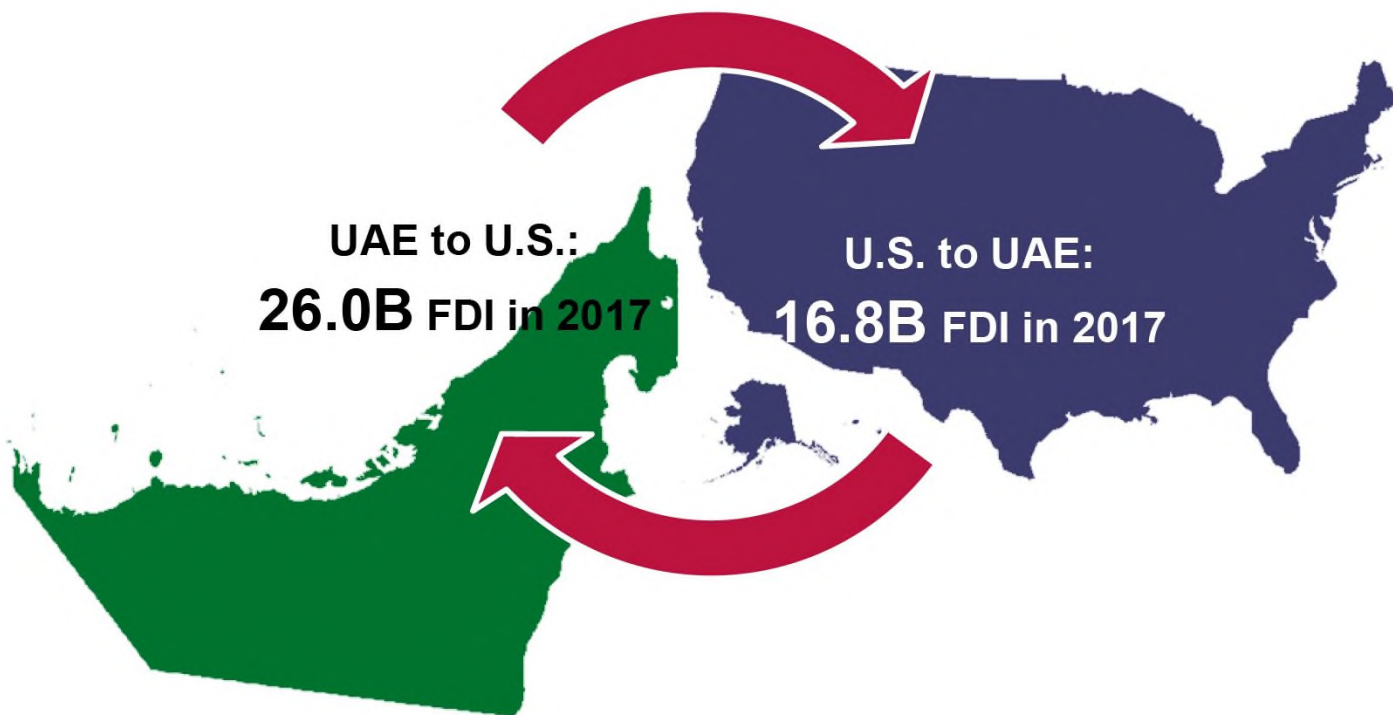


F 1,390 Jobs out of 158,658 Total Jobs Created in the U.S. by the UAE

Employment Driven by Connecticut's Exports of Manufactured Goods to the UAE*	1,390	Other transportation equipment manufacturing	Computer and electronic product manufacturing	Chemical manufacturing	Fabricated metal product manufacturing	Machinery manufacturing
		142	120	17	67	243
		Electrical equipment and appliance manufacturing	Food, beverage, and tobacco product manufacturing	Miscellaneous manufacturing	Motor vehicle, body, trailer, and parts manufacturing	
	71	73	17	17		

* The sectors shown are the top ten U.S. manufacturing sectors exporting to the UAE in 2018.

Foreign Direct Investment



A **\$26B**

2017 UAE total
FDI in U.S.

B **Life
Sciences
Sector**

Benefited from
Connecticut's
greenfield
investments in the
UAE in 2018

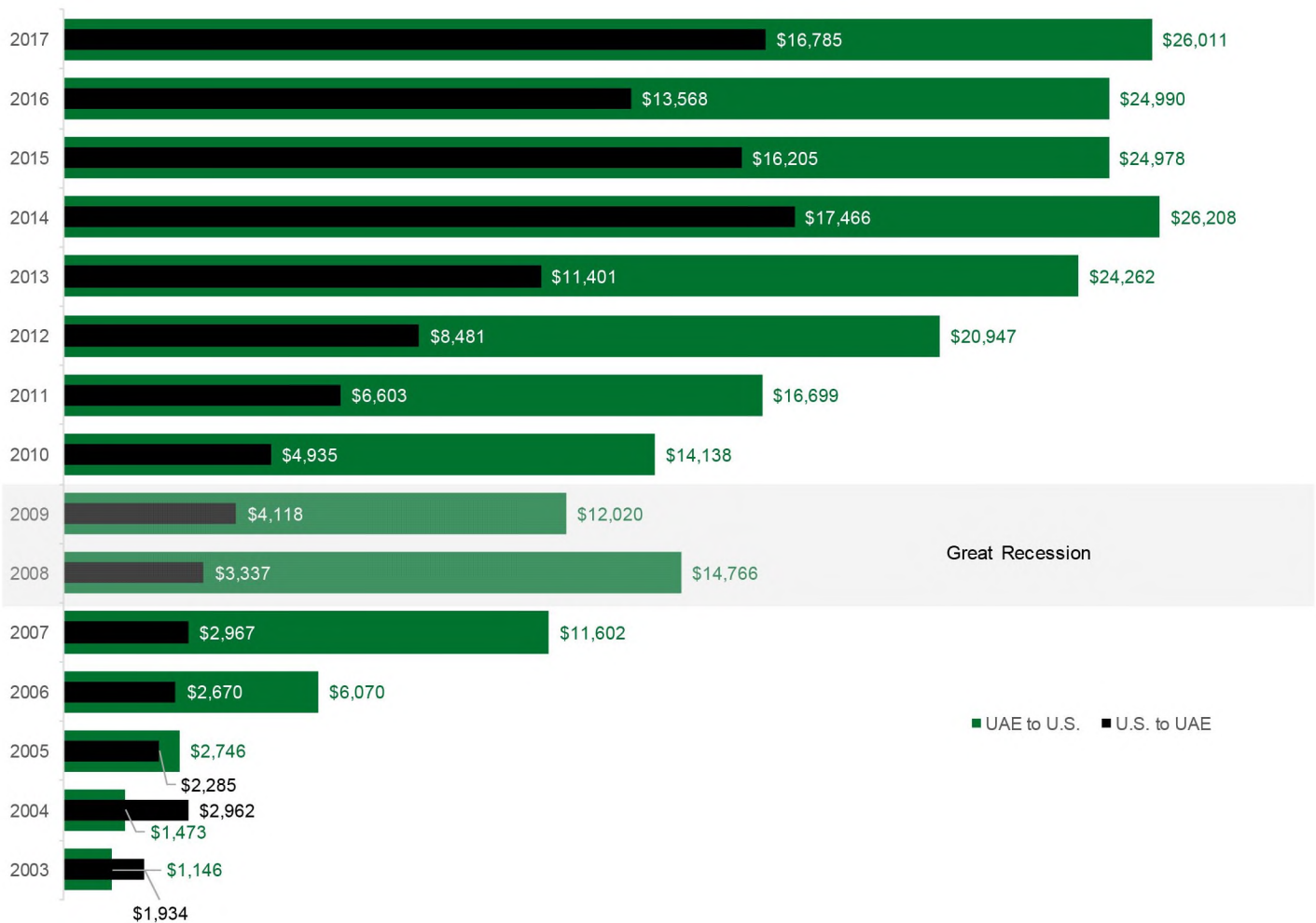
Bilateral FDI between the U.S. and UAE



A

UAE made \$26B total investment in U.S. in 2017. Investments over the past four years remained level.

Exhibit IV.1 | Total UAE Investments by Year



Connecticut 2018 Greenfield and Expanded FDI in the UAE



B Greenfield Investments were made in one sector in 2018

Exhibit IV.3 | Certain Connecticut Investors in UAE by Sector in 2018

Sector	Connecticut Investing Entities to the UAE
Life sciences	Cigna



EMBASSY OF THE
UNITED ARAB EMIRATES
WASHINGTON, DC

WWW.UAE-EMBASSY.ORG

APPENDICES

Appendix A

IV

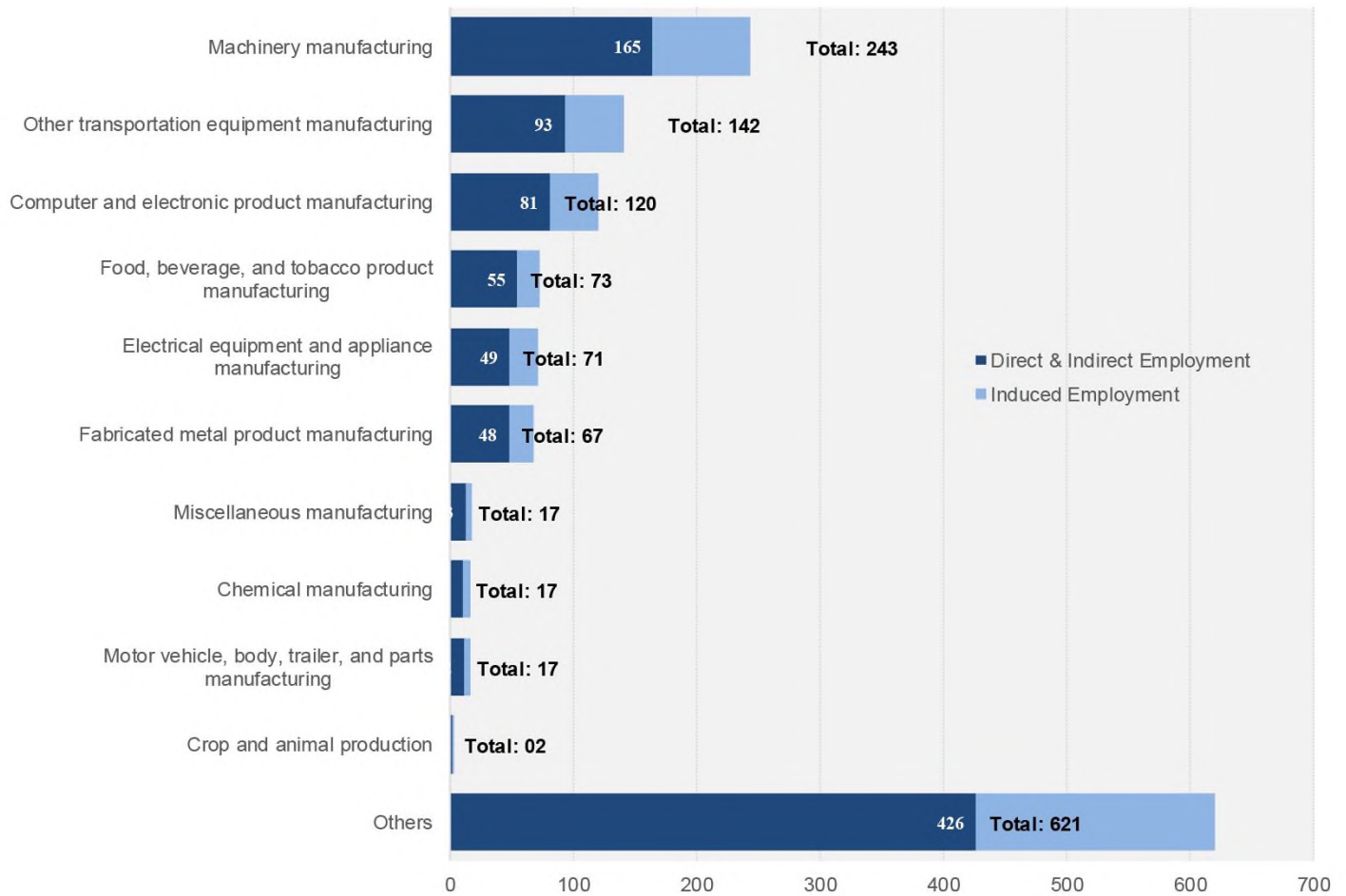
Connecticut's Top Exporting Commodities to the UAE in 2018

This exhibit only displays commodities with annual export amounts exceeding \$5M

Sector	Top Commodity	Export Value
Scrap, second-hand, and special classification	9900 Other Special Classification Provisions	81.2M
Machinery manufacturing	3336 Engines, Turbines & Power Transmsn Equip 3334 Hvac & Commercial Refrigeration Equipment 3339 Other General Purpose Machinery	15.5M 10.8M
Other transportation equipment manufacturing	3364 Aerospace Products & Parts	23.0M
Computer and electronic product manufacturing	3345 Navigational/measuring/medical/control Instrume 3341 Computer Equipment 3342 Communications Equipment	6.5M
Food, beverage, and tobacco product manufacturi	3119 Foods, Nesoi 3112 Grain & Oilseed Milling Products	6.8M
Electrical equipment and appliance manufacturin	3359 Electrical Equipment & Components, Nesoi 3353 Electrical Equipment	
Fabricated metal product manufacturing	3324 Boilers, Tanks & Shipping Containers 3329 Other Fabricated Metal Products	
Chemical manufacturing	3256 Soaps, Cleaning Compounds & Toilet Preparatio	
Motor vehicle, body, trailer, and parts manufacturin	3362 Motor Vehicle Bodies & Trailers	
Miscellaneous manufacturing	3399 Miscellaneous Manufactured Commodities	

Note: Due to space constraints, some data bars are fitted to the page and not to scale.

Employment Driven by Top 10 UAE-Exporting Sectors in Connecticut in 2018



These materials are being distributed by UAE Strategies on behalf of the Embassy of the United Arab Emirates in Washington DC. Additional information is on file with the US Department of Justice, Washington DC.