



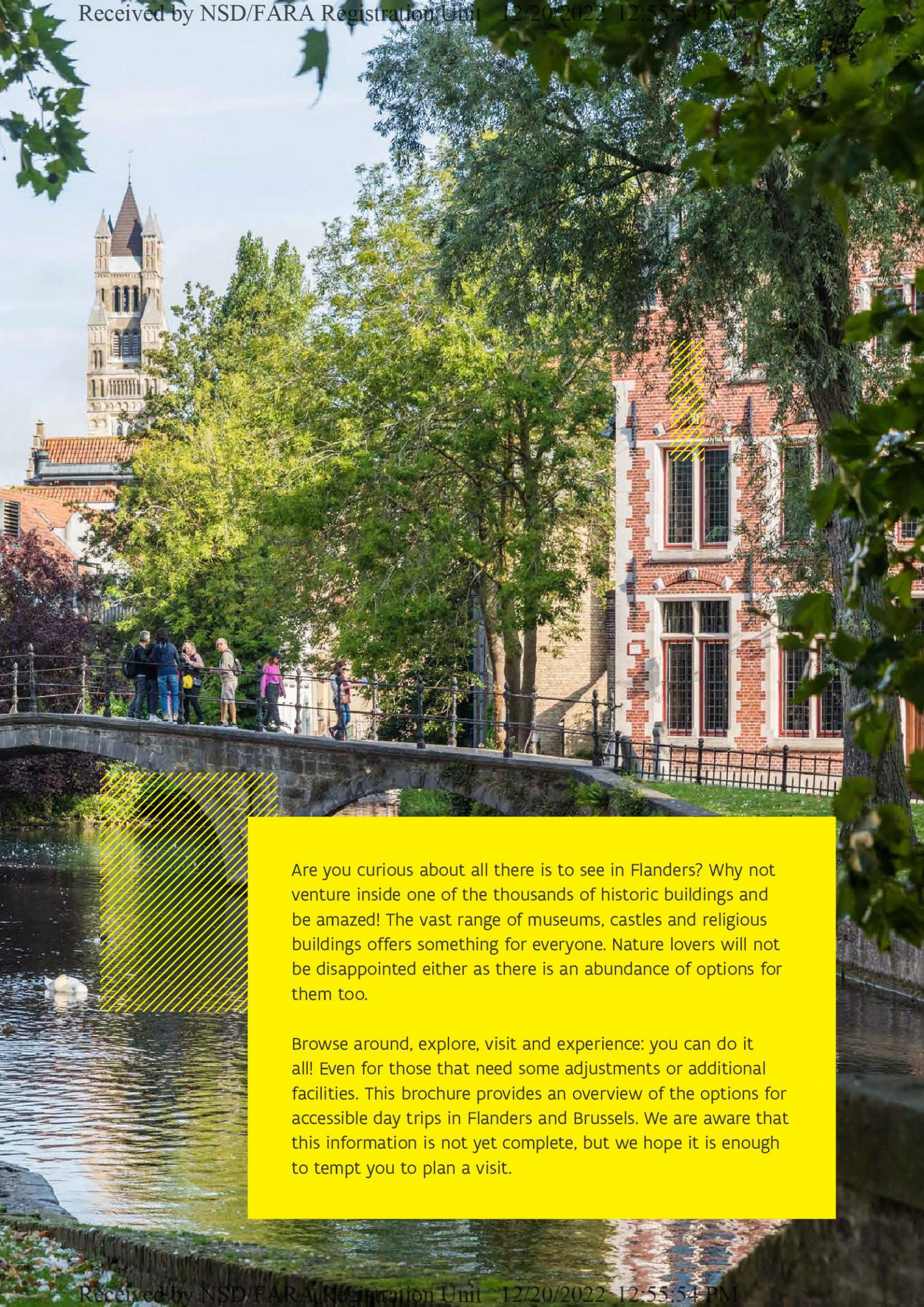
**Flanders**  
State of the Art

# Accessible excursions in Flanders and Brussels

**2022**

**VISITFLANDERS**





Are you curious about all there is to see in Flanders? Why not venture inside one of the thousands of historic buildings and be amazed! The vast range of museums, castles and religious buildings offers something for everyone. Nature lovers will not be disappointed either as there is an abundance of options for them too.

Browse around, explore, visit and experience: you can do it all! Even for those that need some adjustments or additional facilities. This brochure provides an overview of the options for accessible day trips in Flanders and Brussels. We are aware that this information is not yet complete, but we hope it is enough to tempt you to plan a visit.



## What and how?

Not all the sites that call themselves accessible are included in this pack. Our information is always based on objective expert research, i.e. on the positive experiences of visitors with a disability. Some journeys have also been tested by our staff. The tourist information offices and visitors' centres that have been awarded with the accessibility label can be recognized by these symbols:



the A+ label means that the building is accessible such that the visitor is comfortable and independent



the A label means that the building can be considered to have basic accessibility

You will find more information on this label on [www.visitflanders.com/accessibility/label](http://www.visitflanders.com/accessibility/label).

There is no label yet for museums, attractions, historic buildings, walking- or cycling trails, bars and restaurants.

### More info?

Would you like more detailed information about a building or an attraction?

Visit <https://toevla.vlaanderen.be/publiek/en/information>. In this database, you will find detailed accessibility information for many locations, including photos for clarification (in Dutch).

## For whom?

People with physical disabilities often need more adjustments to make their visit to a museum or attraction run more smoothly. Most of the information in this pack is therefore primarily aimed at people with a physical disability. But we do include initiatives that offer extra facilities for other types of impairment as well. Therefore, we use the following icons:



Provisions for people with a food allergy



Provisions for deaf and / or hearing impaired persons



Provisions for blind and / or visually impaired persons



Provisions for people with a learning disability

With these icons, we only indicate that there are certain provisions for these target groups. This does not necessarily imply that the building or initiative is fully suitable for you. Whether or not something is accessible, also varies from one person to the other. Every disability or impairment is different. We recommend that you always get in touch with the places mentioned in advance so as to get a concrete idea of what to expect.

Children and adults with Autism Spectrum Disorder (ASD) have a need for structure and predictability when on a day trip or a holiday. The step-by-step plans on [www.toerismevoorautisme.be](http://www.toerismevoorautisme.be) guarantee a stress-free and enjoyable visit to an increasing number of tourist attractions in Flanders. We will mention the plans again for each attraction in this brochure that is participating in this initiative.

Lastly, we have also included initiatives for people with dementia in this brochure.

## Rent an adapted bicycle to go out and about?

Bicycles come in all shapes and sizes: tandems, rickshaws, hand bikes, recumbent bicycles... But where can you find such adapted bikes? At as many as 120 points in Flanders! G-sport Flanders collaborated with VisitFlanders, among others, to develop the GFIETST-network, which allows you to borrow or rent a bike tailored to your needs.

All rental points can be found at <https://gfietst.be/EN>



Do you have any other questions about the accessibility of the initiatives in this brochure? Do not hesitate to contact us. You will also find more information on our website [www.visitflanders.com/accessibility](http://www.visitflanders.com/accessibility).

Grasmarkt 61 - 1000 Brussels - Belgium  
T +32 2 504 03 40  
[accessible@visitflanders.com](mailto:accessible@visitflanders.com)  
[www.visitflanders.com/accessibility](http://www.visitflanders.com/accessibility)

# TABLE OF CONTENTS

<b>1. Art Cities ..... 8</b>	<b>CAMPINE..... 52</b>
<b>ANTWERP ..... 8</b>	• Museums and attractions.....57
• Museums and attractions.....8	• Monuments and buildings..... 56
• Monuments and buildings.....14	• Walking and cycling..... 58
• Walking and cycling.....18	• Food and drinks..... 64
• Food and drinks.....18	• Information offices..... 65
• Information offices.....20	
<b>BRUGES .....21</b>	<b>RIVER MEUSE REGION..... 68</b>
<b>BRUSSELS ..... 22</b>	• Museums and attractions..... 68
• Museums and attractions.....22	• Walking and cycling..... 70
• Monuments and buildings.....28	• Food and drinks..... 71
• Walking and cycling.....29	• Information offices..... 71
• Food and drinks.....30	
<b>GHENT .....31</b>	<b>HASPENGOUW AND HASSELT ..... 72</b>
<b>LEUVEN .....31</b>	• Museums and attractions.....72
<b>MECHELEN .....31</b>	• Monuments and buildings.....74
	• Walking and cycling.....74
	• Food and drinks.....75
	• Information offices.....76
	<b>VOERSTREEK .....77</b>
	• Food and drinks.....77
	• Information offices.....77
<b>2. Flemish regions..... 32</b>	<b>THE LIMBURG CAMPINE ..... 78</b>
<b>GROENE GORDEL ..... 32</b>	• Museums and attractions.....78
• Museums and attractions..... 33	• Walking and cycling..... 81
• Walking and cycling..... 46	• Food and drinks..... 83
• Food and drinks.....42	• Information offices..... 84
• Information offices..... 43	
<b>HAGELAND ..... 44</b>	<b>SURROUNDINGS OF BRUGES..... 85</b>
• Museums and attractions..... 44	• Museums and attractions..... 85
• Walking and cycling..... 45	• Food and drinks..... 85
• Information offices..... 49	
<b>AROUND ANTWERP - MECHELEN ...51</b>	<b>Leie Region..... 86</b>
• Museums and attractions..... 51	• Museums and attractions..... 86
• Information offices..... 52	• Walking and cycling.....90
	• Food and drinks..... 91
	• Information offices..... 92



**FLANDERS FIELDS..... 93**

- Museums and attractions..... 93
- Monuments, cemetery and buildings ..... 99
- Walking..... 109
- Food and drinks..... 111
- Information offices..... 112

**WAASLAND..... 114**

- Walking and cycling..... 114
- Food and drinks..... 115
- Information offices..... 117

**RIVER SCHELDE REGION ..... 118**

- Museums and attractions..... 118
- Monuments and buildings..... 120
- Walking and cycling..... 121
- Food and drinks..... 123
- Information offices..... 125

**FLEMISH ARDENNES..... 126**

- Museums and attractions..... 126
- Walking and cycling..... 129
- Information offices..... 131

**MEETJESLAND ..... 131**

- Monuments and buildings..... 131
- Walking and cycling..... 132
- Food and drinks..... 132
- Information offices..... 133

**3. Flemish coast ..... 134**

**4. Extended table of contents..... 135**



©Middelheim Museum - photographer Joris Casaer

# 1. ART CITIES

## ANTWERP

### Museums and Attractions

## Chocolate Nation | The Belgian chocolate experience

Koningin Astridplein 7  
2018 Antwerp  
Tel.: +32 3 207 08 08  
E-mail: [info@chocolatenation.be](mailto:info@chocolatenation.be)  
Website: [www.chocolatenation.be](http://www.chocolatenation.be)



Anyone who says Belgium immediately thinks of chocolate. Belgian chocolate is world famous. The love story between this small country and the sweet delicacy has been going on for generations. In fourteen themed rooms, we take 60 to 90 minutes to tell you the story of our Belgian chocolate. The journey starts in the cocoa plantations on the equator and follows the cocoa bean to the largest cocoa storage port in the world in Antwerp. A giant fantasy machine shows how Belgian chocolate is made and how the velvety taste is created. Chocolate traditions, history, brands, products and innovations that earned the worldwide reputation can all be found on your journey through the museum. And on the way you can sample to your heart's content, that goes without saying. Necessary companions receive a 50% discount on the entrance price. You can find information about this on [www.chocolatenation.be/en/faq](http://www.chocolatenation.be/en/faq).



© Chocolate Nation

There is another entrance around the corner. You may need some help on the sloping pavement and to open the door. There is a telephone number on the door that you can call for help from the staff. A platform lift of 88 x 185 cm takes you to the reception desk at the entrance. If the entrance gate is too narrow, you can enter via an alternative entrance, with assistance. The visitors' circuit winds its way through several rooms, most of which have wide doors that open automatically with a fixed time interval. Only the door to the last experience space and the exit door are a little more difficult to operate. Here too you can also request staff assistance. A good lift takes you to the different levels. All museum spaces are very spacious, with sufficient space to pass through and room for manoeuvre throughout. Some experience elements are difficult to approach for some visitors because they have

no roll under clearance. The bases of some display cases are also too high. Various museum spaces are very dark, which can seriously complicate circulation for people with visual impairments. There is an accessible toilet on every floor. The turnaround space in front of the door is quite tight for two toilets. The turnaround space inside is also tight but there is enough space on both sides of the toilet. The toilet has one grab rail and the wash hand basin has roll-under clearance.

A written version of the audio guide texts is available for the deaf and the hard of hearing. Some digital screens also have additional subtitles. The visually impaired and blind can also enjoy Chocolate Nation, thanks to the audio guide, the music, the smell of chocolate in the museum and, last but not least, the delicious tastings.

## DIVA, Antwerp Home of Diamonds

Suikerrui 17-19  
2000 Antwerp  
Tel.: +32 3 360 52 52  
E-mail: [info@divaantwerp.be](mailto:info@divaantwerp.be)  
Website: [www.divaantwerp.be](http://www.divaantwerp.be)



Diva will briefly close its doors in 2022 due to renovation work. Pending the reopening, there is a pop-up in the former Visit Antwerp office on the Grote Markt. This office had the A+ label. The entrance and counter are easily accessible, the temporary exhibition partly. At the end of 2022, Diva will be back in its familiar location. For a smooth visit, check with the museum beforehand about what has changed. DIVA is the museum for diamond, jewellery and precious metals in Antwerp. Unique craftsmanship, fascinating stories, gripping emotions and impressive staging await you in this brilliant museum. You will not only learn about the rich history of working with precious metals in Antwerp, but you will also discover everything about the trade, craftsmanship and consumption of luxury products in the world centre for diamonds.

DIVA's permanent collection is brought to life in six rooms that each tell a story. DIVA also programmes temporary exhibitions in which diamonds, jewellery and precious metals play the leading role.

Information about accessibility can be found on [www.divaantwerp.be/en/visit/accessibility](http://www.divaantwerp.be/en/visit/accessibility).

The entrance is easily accessible. The counter has roll-under clearance. You can easily reach most spaces in the museum via good lifts, comfortable slopes and wide passageways. You can enter the permanent exhibition "A Brilliant Story" entry through a wide automatic door. All the exhibition galleries can be accessed with wide passageways and are spacious. The exhibition starts in the Wunderkammer, where some of the display cases are



© DIVA - Kluis - photographer Sven Coubergs



© DIVA - Ruimte Wonderkamer - photographer Sven Coubergs

high and the exhibition texts are rather high on the wall. Not all touch screens can be operated from a wheelchair. The tables with built-in screens in the Atelier have good roll under clearance. This also applies to the touch screens around the multimedia globe in the International Trade Chamber. The built-in touchscreens in the Dining Room have limited roll under clearance and some of the jewellery is exhibited in display cases at height.




In the Vault, the museum has ensured that all cards with questions and all labels with answers are within reach for everyone. Finally, room for manoeuvre is rather limited in the Boudoir, especially if there are multiple visitors in the space at the same time. You can easily take a photo of yourself while seated, but the info texts in the drawers are difficult to read. In other places the font of the texts is sometimes very small, but you are given a brochure with extensive and more legible information at the entrance. You exit the permanent exhibition through another wide automatic door. The accessible toilet in the basement has enough space and grab rails. The wash hand basin has roll under clearance. The door leading to the sanitary facilities is quite heavy. DIVA makes available a wheelchair and 20 folding chairs.

Guiding lines lead you from the entrance to the counter. There are studded guidance strips at the top of the stairs and the steps and other thresholds are marked with contrast strips. In addition to Braille buttons, the lift control panels also have relief buttons. The light contrasts due to the sudden transitions between the illuminated rooms and the dark rooms are significant. You can also request a digital visitor guide. The museum also has an audio guide. There is no real alternative for the many touch screens.

DIVA has developed an exclusive tour for the blind and the visually impaired. An experienced assistant takes you through DIVA, a Brilliant Story, with a verbal description guide. The story of DIVA comes to life and is perceived through the senses. The tour takes place on each first and third Monday of the month. Always on request and not during school holidays. Book your visit at least two weeks in advance.

The entrance prices and important information are posted on a large digital screen above the counter. The lifts give a visual signal. Most videos are subtitled, but not always in all languages. You will be given a visitor guide with additional information that you can read at your leisure. The museum also has an audio guide. You can use your hearing aid to amplify the sound. Upon request, you will be sent the texts of the audio plays. To receive them, send an email at least 24 hours prior to your visit to [info@divaantwerp.be](mailto:info@divaantwerp.be)



## FOMU – Photo Museum Antwerp

Waalsekaai 47  
2000 Antwerp  
Tel.: +32 3 242 93 00  
E-mail: [info@fomu.be](mailto:info@fomu.be)  
Website: [www.fotomuseum.be](http://www.fotomuseum.be)

Allow yourself to be submerged in the fascinating world of photography! At this exhibition you will discover the works of well-known Belgian and international photographers as well as young, up-and-coming talent. The vast collection, including a tremendous 3 million objects, is exhibited according to various themes. In the shop you can add to your photography book collection or pick up a fun gadget. You can pleasantly round off your visit in the museum café. Longing for more? Take part in one of the workshops (for young and old), artist talks or master classes.

You may need a push up the ramp to the entrance door. All exhibition spaces on the different floors in the museum are accessible, but there is no space for wheelchairs under the show cabinets. There are 2 adapted toilets with grab rails and ample free space (on the ground floor, space in front of the toilet is only 100 cm). 2 wheelchairs are available.

The library, shop, brasserie and terrace are accessible, but you may need assistance to open the double doors to the brasserie, and the tables with centre leg have only limited space for wheelchairs.



© FOMU

## Maagdenhuis

Lange Gasthuisstraat 33  
2000 Antwerp  
Tel.: +32 3 435 99 10  
E-mail: [maagdenhuis@antwerpen.be](mailto:maagdenhuis@antwerpen.be)  
Website: [www.maagdenhuis.be](http://www.maagdenhuis.be)

The Maagdenhuis used to be an orphanage for girls, who were known as 'maegdeckens'. Inside the beautiful building, visitors can discover the history of the orphan girls and the Antwerp poor. The art collection with show pieces like the oil painting 'De Zeven Werken van Barmhartigheid' (The Seven Works of Mercy) from 1500, 'De Nood Gods' (Piëta) by Jacob Jordaens, the Wooden Clara or the famous porridge bowls of the orphanage girls fit well in that story.

The 16th-century building on the Mechelseplein is a listed monument and forms a unique complex in which to conserve heritage, exhibit it and connect to new social themes. Temporary exhibitions and other cultural initiatives, as well as events in the broad sense, are held in the Maagdenhuis.

Wheelchair users are advised to call ahead of their visit so that ramps, etc. can be put in place. A bell is also present to ask for assistance. Both the footpath and the threshold-free entrance gate are wide. There is an alternative wheelchair entrance with a small ramp to the reception and the permanent exhibition. The door is 82 cm wide and the turning space is narrow. All exhibition halls have sufficiently wide doors. There are several thresholds, some of which are equipped with a removable ramp. The former chapel cannot be accessed so easily because the first door leaf and ramp are extremely narrow. The display case tables are not readily wheelchair accessible due to the restricted height.

The temporary exhibitions are set up in the rear building in a very spacious archive room. This building is not easy to access for wheelchair users (round cobblestones in the courtyard and difficult access with sloping surface to the entrance door). There is no adapted toilet.

## MAS - Museum aan de Stroom

Hanzestedeplaats 1  
2000 Antwerp  
Tel.: +32 3 338 44 00  
E-mail: [mas@antwerpen.be](mailto:mas@antwerpen.be)  
Website: [www.mas.be](http://www.mas.be)



The MAS museum tells the stories that stream into Antwerp from around the world - from past, present and future.

A MAS guide will take you to the desired floor(s) with the lift. Some of the doors are too heavy to open by yourself. The panorama (+10) is only accessible via stairs. There is an accessible toilet on the ground floor (door: 84 cm wide) and there are 3 wheelchairs available.

Not all objects on display, texts and screens are visible or accessible from a wheelchair or to blind and visually impaired people. There are special guided tours for people with a visual disability. A micro SD card with the MAS story is available at reception. You can also download the free Antwerp museum app for an audio tour.



## M HKA (Museum of Contemporary Art Antwerp)

Leuvenstraat 32  
2000 Antwerp  
Tel.: +32 3 260 99 99  
E-mail: [info@muhka.be](mailto:info@muhka.be)  
Website: [www.muhka.be](http://www.muhka.be)



The M HKA building was previously a grain silo and warehouse. Today the museum is an absolute must for the contemporary art lover. A place for both Belgian and international contemporary art and artists; diverse exhibitions and collection presentations. The ideal starting point for a visit to the hip neighbourhood of Antwerp Zuid.

The entrance can be easily accessed. The reception desk has a lowered and wheelchair-friendly section. The passageways are sufficiently wide. 2 lifts take you to the floors. In the rear lift, the buttons are close to the corner. The door of the front lift is 79 cm wide. All rooms are easy to reach. Only the Lodgers room on the sixth floor is more difficult to reach because of a somewhat steep incline. On the ground floor, the archive exhibition is difficult to reach because of a number of steps. The display tables have limited or no wheelchair accessibility. Most texts are easy to read, although the text on the labels of the artworks is small. Most texts are also available digitally via [ensembles.org](http://ensembles.org) or via the QR



© Antwerpen, Toerisme & Congres - photographer Dave Van Laere

codes on the title tags. The M HKA is easy to access, but the tables have restricted wheelchair access. There is an easily accessible toilet downstairs with sufficient room and supports. The door opens inwards. Three wheelchairs and portable folding chairs are available. You can get hall texts in large print. In the permanent collection, there are

audio guides with audio description for the blind and visually impaired.

There is a visual step-by-step plan available to help you to prepare for your visit: [www.toerismevoorautisme.be/portfolio/mhka-stappenplan/](http://www.toerismevoorautisme.be/portfolio/mhka-stappenplan/) (only dutch)

### Meet Me @ M HKA

There are guided tours for people with early onset dementia and their carer or for groups on request. A reservation is required via [reservatie@mhka.be](mailto:reservatie@mhka.be).

### Guided tours of the exhibitions are available for the blind and visually impaired

A reservation required via [reservatie@mhka.be](mailto:reservatie@mhka.be).  
Max. 8 + 8 persons, the tour lasts 1.5 hours.

## Middelheim Museum

Middelheimlaan 61  
2020 Antwerp  
Tel.: +32 3 288 33 60  
E-mail: [middelheimmuseum@stad.antwerpen.be](mailto:middelheimmuseum@stad.antwerpen.be)  
Website: [www.middelheimmuseum.be](http://www.middelheimmuseum.be)

The Middelheim Museum is unique in the art city of Antwerp. The open air museum offers an interesting overview of over a hundred years of visual arts in an extraordinary setting. The welcoming Arts Park charms more than 250,000 visitors per year.

The Middelheim museum collection includes about 400 works of art. These have been accumulated over 50 years, cover from about 1900 up until today and offer a beautiful international overview of modern and contemporary Western arts. The collection grows every year. About 215 statues are on display. Underneath stately trees, alongside wide walking paths, and on inviting lawns, you will come across big names such as Auguste Rodin, Rik Wouters, Henry Moore, Juan Muñoz, Carl Andre, Panamarenko, Franz West, Erwin Wurm and many others.

You can probably use a little help on the convex cobblestones of the access path. The platform lift at the entrance to the castle is currently out of order. The

Middelheim Museum hopes to complete the repairs by the autumn of 2022. The exhibition space for temporary exhibitions, Braempaviljoen, has a door pull that is difficult to grasp and furthermore there are three steps. In the inner courtyard you will find easily accessible toilets adapted to visitors with a disability. In wet weather, the unpaved roads are more difficult to use with a wheelchair.



©Middelheim Museum - photographer Joris Casaer

## MoMu – Fashion Museum Province of Antwerp

Nationalestraat 28  
2000 Antwerp  
Tel.: +32 3 470 27 70  
E-mail: [info@momu.be](mailto:info@momu.be)  
Website: [www.momu.be](http://www.momu.be)

MoMu Antwerp is closed to the public until September 2022, but offers a limited number of activities on location. More info at [momu.be](http://momu.be).

## Red Star Line Museum

Montevideostraat 3  
2000 Antwerp  
Tel.: +32 3 298 27 70  
E-mail: [redstarline@stad.antwerpen.be](mailto:redstarline@stad.antwerpen.be)  
Website: [www.redstarline.be](http://www.redstarline.be)



visible. Their dreams and aspirations come alive in this inspiring setting. The Museum is easy to access. You may need a bit of help here and there, for instance to open the quite heavy entrance door. The reception desk in the museum has been partly lowered and is not beyond reach. The exhibition starts on the ground level.

The historical warehouses of the legendary Red Star traders recognised by their flag, currently house the Red Star Line Museum. Here stories are told of the millions of Europeans who were courageous or desperate enough to leave their lives behind in search of a better future existence. Via an emotional rollercoaster of high expectations and deep disappointments, adrenaline rushes and sleepless nights they went towards the dream that was to become reality; or not. The former Red Star Line harbour warehouses are the perfect location for making these stories of countless travellers tangible and

There is a big lift that goes up to the first floor. The towers and toilets also have a lift for access. This lift can be a little tight for some wheelchairs at (90 x 133 cm). Even though the space next to the toilet is tight (81 cm), the toilet can be used quite well by most people using a wheelchair. The tap at the basin may be problematic for people with impaired hand function.

Blind or visually impaired visitors can request the hall texts in advance.



## Snijders&Rockox House

Keizerstraat 10-12  
2000 Antwerp  
Tel.: +32 3 201 92 50  
E-mail: [infosnijdersrockoxhuis@kbc.be](mailto:infosnijdersrockoxhuis@kbc.be)  
Website: [www.snijdersrockoxhuis.be](http://www.snijdersrockoxhuis.be)

In the 17th century, Mayor Nicolaas Rockox and painter Frans Snijders were neighbours on Keizerstraat in Antwerp. Today, their houses are a museum: the Snijders&Rockox House. You learn about the refined lives of the rich residents of Antwerp in the 17th century. There are also lots of baroque and other artworks to admire. There are no designated parking spaces at the museum. You must therefore park somewhere on the street. You

enter via a wide door with a step. Wheelchair users can ring the bell, after which a staff member will place a ramp in front of the door. Within the museum there are also many different levels. The first one, just past the entrance, can be crossed with a platform lift and stairs. The other smaller steps always have a removable ramp that can be placed upon request. Wheelchairs therefore cannot always follow the same route as the other visitors. There are 10 spacious exhibition rooms in the museum, two of which are on the first floor. The floor is easy to reach via very small lifts. Most room doors have double doors with one narrow door opened. The second door can be opened upon request. The museum has a very spacious and well-designed accessible toilet.


## City Brewery De Koninck

Mechelsesteenweg 291  
2018 Antwerp  
Tel.: +32 3 388 96 90  
E-mail: [visit@dekoninck.be](mailto:visit@dekoninck.be)  
Website: [www.dekoninck.be](http://www.dekoninck.be)



Do you feel like getting to know a real icon of Antwerp better? The interactive brewery tour will submerge you completely in the world of the City Brewery. It is educational, interesting and above all very enjoyable. In various themed areas, you learn everything about Antwerp as a beer city, the Belgian beers and the entire brewing process. Numerous interactive tools and audio-visual effects ensure a 360° total experience. Do not be

surprised if you suddenly find yourself in the middle of the action: on the 4 metre high bridge in the brewery hall, you can feel the unique dynamics of the brewery. Has the whole adventure made you thirsty? Your dry throat will soon be forgotten, when you drink a perfectly tapped 'bolleke' (typical Antwerp beer) at the end of the tour. All locations on the brewery tour are wheelchair accessible, including the exhibition rooms and the tasting room, the footbridge in the brewing room and the shop, toilets and locker room. The adapted toilets have sufficient moving space and grab bars. Some of the experience elements are more difficult or impossible to use from a wheelchair, but by far the majority are usable. Film fragments with sound are always subtitled.



## ZOO Antwerp

Koningin Astridplein 26  
2018 Antwerp  
Tel.: +32 3 202 45 40  
E-mail: [info@ZOOantwerpen.be](mailto:info@ZOOantwerpen.be)  
Website: [www.ZOOantwerpen.be](http://www.ZOOantwerpen.be)



ZOO Antwerp has existed for 175 years and has never been more full of life. Walk with the gorillas and chimpanzees in the new Human-ape valley where you can see a cute baby gorilla! To complete your safari experience, you can look out over the new Savanna with giraffes and zebras. The okapis have a warm indoor greenhouse, so you can see them every day.

The ZOO is very accessible. There is a special obstacle-free wheelchair path. There are two easily accessible toilets. Wheelchairs are also available (please reserve in advance). The new and spectacular restaurant is accessible for wheelchairs via ramps. Guide dogs for the blind are permitted inside.



More information can be obtained from the booking service: +32 3 202 45 40. Group visits can be arranged on: +32 3 224 89 35. A visual step-by-step plan for people with autism is available at: <https://www.toerismevoorautisme.be/portfolio/zoo-van-antwerpen-stappenplan/> (only in Dutch)



## Monuments and buildings

### Cathedral of Our Lady

Groenplaats 21  
2000 Antwerp  
Tel.: +32 3 213 99 51  
E-mail: [info@dekathedraal.be](mailto:info@dekathedraal.be)  
Website: [www.dekathedraal.be](http://www.dekathedraal.be)



The Onze-Lieve-Vrouwekathedraal (Cathedral of Our Lady) in Antwerp was completed in 1521, no less than 170 years after work had begun. It is the largest gothic church in the Low Countries.

Today, you can still find four masterpieces by Rubens in the cathedral: De kruisoprichting (triptych, 1609-1610), De kruisafneming (triptych, 1612), De verrijzenis (triptych, 1612) and De Tenhemelopneming van Maria (altarpiece, 1626).



It is not possible to manoeuvre a wheelchair under the payment counter. The majority of the cathedral is wheelchair accessible. You will be able to admire the majority of the paintings and works of art. Only the crypt, tower and the organ are not wheelchair accessible. Guided tours for people with a visual disability are possible if arranged in advance.

### Sint-Carolus Borromeus Church

Hendrik Conscienceplein 12  
2000 Antwerp  
Tel.: +32 477 62 37 94  
E-mail: [info@scba.be](mailto:info@scba.be)  
Website: [www.scba.be](http://www.scba.be)

This church is the ultimate Rubens church. The painter played an important role in embellishing the façade and the top of the tower. The Jesuits built this typical baroque

church between 1615 and 1621. The apse of the main altar, the Maria Chapel and the many sculptural works and wood carvings are evidence of the church's former glory. You will need help entering the church via a steep ramp. The nave, side aisles and transept chapels with the majority of the paintings and works of art are easily accessible with a wheelchair. The crypt, antechamber and side chamber are only accessible via stairs.

### St. Paul's Church

Sint Paulusstraat 22  
2000 Antwerp  
Tel.: +32 494 44 82 53  
E-mail: [sintpaulusvrienden@proximus.be](mailto:sintpaulusvrienden@proximus.be)  
Website: [www.sintpaulusantwerpen.be](http://www.sintpaulusantwerpen.be)

St. Paul's Church, a former Dominican monastery church dating back to 1639, is located close to the River Scheldt. The splendid interior has more than fifty paintings by famous Antwerp masters like Rubens, Van Dyck and Jordaens, as well as more than 200 sculptures, wonderful Baroque altars, and some of the world's most beautiful sculpted church furniture. You may need some assistance, just ask the reception staff when entering. You can use a platform lift that is 81 cm wide and 97 cm deep. Most

areas in the church are easy to reach. You may need some help on the incline to the choir. The treasury is accessible as well, although not all objects are easily visible or reachable. The cloister is accessible.

The eighteenth-century calvary with more than sixty life-sized figures (next to the church - corner of Veemarkt / Zwartzustersstraat) is only accessible via a step of about 10 cm. In the Calvarieberg there is another step of about 10 cm.

The St. Paulus friends are never far away to help when needed. They wish every visitor a beautiful visit to the St. Paulus Church, one of Antwerp's five monumental churches.

## Cycling

### KVG-Cycling Group

Stenenbrug 96  
2140 Antwerp  
Postal address: Bart Van De Mierop  
Oostmalsesteenweg 311 - 2310 Rijkevorsel  
Tel.: +32 476 924 212  
E-mail: [kvgfietsgroep.bartvandemierop@hotmail.com](mailto:kvgfietsgroep.bartvandemierop@hotmail.com)  
Website: [www.kvg.be](http://www.kvg.be)



What matters is that everyone can join in. The KVG (association for the disabled) team's tactic for the past 20 years has been to cross the finish line at the same time.

The cycling group organises 5 cycling trips from mid-May to mid-September.

For this cycling group, it's not about winning points, a yellow jersey or even a polka dot jersey. It doesn't matter to us who's the first person over the line.

There is always a choice between a long trip (45km) or a shorter one (25km). For the trip, you can use normal bikes, wheelchair bikes, tandems, hand bikes, tricycles etc.

## Food and drinks

### Brasserie Flo Antwerp (Hilton Antwerp Old Town)

Groenplaats 32  
2000 Antwerp  
Tel.: +32 3 204 12 29  
E-mail: [BrasserieFlo.Antwerp@hilton.com](mailto:BrasserieFlo.Antwerp@hilton.com)  
Website: [www.brasseriefloantwerp.com](http://www.brasseriefloantwerp.com)

Restaurant of the Hilton Antwerp Old Town. There is sufficient space next to, in front of and diagonally in front of the toilet (raised and extended) in the Lobby Lounge. There are 2 grab rails.

### Nathan

Lange Koepoortstraat 13  
2000 Antwerp  
Tel.: +32 3 284 28 13  
E-mail: [info@restaurant-nathan.be](mailto:info@restaurant-nathan.be)  
Website: [www.restaurant-nathan.be](http://www.restaurant-nathan.be)

In what was once a bicycle shop, today, newcomer chef Nathan Van Echelpoel serves refined and balanced dishes. Setting aside the linen used by his mentor Peter Goossens, Nathan has given his restaurant his own signature look with modern tablecloths. The open kitchen provides is a bonus when it comes to spontaneous interaction with customers.

There is a step at the entrance. You may need some help to open the door. There is adequate space inside. There is a table suitable for wheelchairs. There is no accessible toilet.

### Tavern Den Bolhoed

Sudermanstraat 3  
2000 Antwerp  
Tel.: +32 3 231 45 35

Tavern/restaurant without doorstep, with wide corridors and an adapted toilet.

## Tearoom Désiré de Lille

Schrijnwerkersstraat 14  
2000 Antwerp  
Tel.: +32 3 233 62 26  
E-mail: [info@desiredelille.be](mailto:info@desiredelille.be)  
Website: <https://desiredelille.be/>

Spacious tavern with wide corridors and an accessible toilet.

## The Jane

Paradeplein 1  
2018 Antwerp  
Tel.: +32 3 808 44 65  
E-mail: [contact@thejaneantwerp.com](mailto:contact@thejaneantwerp.com)  
Website: [www.thejaneantwerp.com](http://www.thejaneantwerp.com)



The Jane opened its doors in 2014 and since then has offered a special mix of top gastronomy accessible to a wide audience: young and old, foodies or guests who are having a gastronomic experience for the first time. The restaurant is housed in the former chapel of the Military Hospital. Both the chapel and the entire site were completely renovated after years of vacancy. Piet Boon designed the restaurant and together with numerous artists and artisans has made The Jane a gem.

The Jane is the gastronomic restaurant on the ground floor and all seats have a view of the open kitchen. There is a well-balanced wine card which includes both the latest organic discoveries as well as the classic great wine houses. On the first floor, you can find Jane's Upper Room Bar.

The steps at the main entrance can be avoided by using an alternative entrance. A good lift escorts you to the restaurant. The doors are sufficiently wide and there is sufficient circulation space. Manoeuvring a wheelchair under the majority of the tables is limited due to a centre table leg, but there are also larger tables where manoeuvring is more manageable. We highly recommend notifying the staff of your disability in advance.

This will allow the restaurant to take this into account when assigning you a table. Due to the height of the bar kitchen, the Upper Room Bar is less suitable for wheelchair users. The door to the adapted toilet is 82 cm wide. The toilet has sufficient space and is fitted with grab rails. Manoeuvring a wheelchair under the sink is limited.



©The Jane - overview - photographer Pieter D. Hoop

## Information offices



### Visit Antwerp

Steenplein 1  
2000 Antwerp  
Tel.: +32 3 232 01 03  
E-mail: [info@visitantwerpen.be](mailto:info@visitantwerpen.be)  
Website: [www.visitantwerpen.be](http://www.visitantwerpen.be)

Antwerp, city by the Scheldt, city of Rubens, the diamond capital of the world, a fashion capital... Antwerp ticks all the boxes as a city: a vibrant, welcoming metropolis that is also convivial and heart-warming, with restorative green spaces and places to relax. As a cultural city, Antwerp is rightfully proud of its impressive architecture and magnificent works of art.

But Antwerp is also a popular shopping destination, with flagship stores of its world-class designers. The cafés serve some of the best beers in the world and foodies flock to the many restaurants for delicious, traditional and multicultural fare. Antwerp is a pocket-sized metropolis that wins the heart of anyone who visits it in no time!

In 2022, Visit Antwerp moved to a new location in Steenplein. The new site has not yet been screened for accessibility. An update will be available in the course of 2022 at <https://toevla.vlaanderen.be/publiek/nl/register/start>.


### Visit Antwerp – Central Station

Koningin Astridplein  
2018 Antwerp  
Tel.: +32 3 232 01 03  
E-mail: [info@visitantwerpen.be](mailto:info@visitantwerpen.be)  
Website: [www.visitantwerpen.be](http://www.visitantwerpen.be)



The entrance is easily accessible. The desk can accommodate wheelchairs. The leaflets and brochures are easy to reach.





## BRUGES

Visit Bruges have a separate brochure for accessible excursions in BRUGES: 'BRUGES, accessible to everyone'. A useful, removable map with descriptions that tell you exactly which route to take in order to avoid obstacles.

Don't hesitate to ask for a copy of this brochure on +32 50 44 46 46 or at [visitbruges@brugge.be](mailto:visitbruges@brugge.be). You can also flick through the digital brochure and order it **via Bruges accessible to everyone - Visit Bruges**.



## BRUSSELS

### Museums and Attractions

#### Autoworld

Jubelpark 11  
1000 Brussels  
Tel.: +32 2 736 41 65  
E-mail: [info@autoworld.be](mailto:info@autoworld.be)  
Website: [www.autoworld.be](http://www.autoworld.be)

Autoworld is located in the historic halls of the Jubelpark/ Parc du Cinquantenaire. The museum houses one of the largest car collections in all of Europe, with over 250 beautifully restored vehicles, as well as numerous temporary exhibitions. The Sports and Competition Zone illustrates the most famous circuits of the car racing sport.

The cobblestones on the square in front of the museum are poorly maintained, and you may need a little push to get you up the ramp towards the entrance. Aside from this, the museum is easily accessible for wheelchair users, with a lift and wide corridors.

The museum is divided into two floors and you can use the lift to reach the upper floor under supervision of a museum staff member. There are disabled-friendly toilets both upstairs and on the ground floor that can be accessed with a little help. Although most of the items in the display cases and their accompanying placards are arranged at eye level for wheelchair users, a few of these may be a little too high for comfortable viewing. There is an audio guide available in various languages. Guided tours adapted to the needs of visitors with a disability can be arranged on request.



#### Brussels For All

A. Renoirstraat 5/4  
1140 Evere  
Tel.: +32 2 705 03 48  
E-mail: [info@handy.brussels](mailto:info@handy.brussels)  
Website: [www.handy.brussels](http://www.handy.brussels)



The website <https://handy.brussels/en/> contains information about transport accessibility, recreational facilities, hotels, restaurants, cafés, museums, attractions, etc. for wheelchair users, people with difficulty walking, and people with a visual or hearing impairment. All the information has been checked at the site. Information is available in French, Dutch and English.

## Halle Gate

Zuidlaan 150  
1000 Brussels  
Tel.: +32 2 533 34 52  
E-mail: [portedehal@mrah.be](mailto:portedehal@mrah.be)  
Website: [www.portedehal.be](http://www.portedehal.be)



The mythical Hallepoort dates from 1381 and was a link in the second series of defensive walls that surrounded Brussels. This only preserved Brussels city gate - located on the small ring road between the Louizaplein and Zuidstation - is the most striking witness to the city's medieval past. The building is a unique historical monument within which you can learn more about the history of the city through remarkable works of art spread over four floors.

The access path consists of rather rounded cobblestones. The entrance itself is fairly accessible. The four floors with (temporary or permanent) exhibitions are reachable by lift. The lift is deep enough, but the door is only 75 cm wide. So take that into account. The attic and the panoramic view on the wall-walk, on the other hand, can only be reached via stairs from the 4th floor. Most texts, exhibited objects and experience devices are reachable, visible and usable. Benches are provided.



The accessible toilets are too small for use by most wheelchair users. There is a free audio guide (6 languages). The audio guide is available in a written version combined with images and can be downloaded free of charge from Google Play or the Apple Store. Please note! There is no WiFi on site.

## House of European History

Belliardstraat 135  
1000 Brussels  
Tel.: +32 2 283 12 20  
E-mail: [historia-learning@europarl.europa.eu](mailto:historia-learning@europarl.europa.eu)  
Website: <https://historia-europa.ep.eu/en>



In the European Quarter of Brussels at the Leopold Park, you will find a museum dedicated to the sometimes tumultuous history of Europe. The supporting texts next to the exhibitions are available in all of the European Union's 24 official languages and entry is free. For schools, families and groups the museum offers custom programmes, which will ensure an interesting experience for all. A visit takes around an hour and a half. Reservations are mandatory for groups of 10 or more

people. You can drive up to the entrance of the museum but you cannot park. Apart from the cobblestones on the sloped path to the entrance, the entrance is easily accessible. The reception desk can accommodate wheelchairs.

You will need help opening some heavy and double doors. There are staff members everywhere who can help you. The museum has different accessible toilets, one of which has a changing table for adults. In most toilets the wash basin limits the space in front of the toilet. But you can place the wheelchair next to or diagonally in front of the toilet. The turning space is tight in places. There are grab rails and an alarm pull cord. There is something for everyone and the different senses are stimulated (touching, listening, smelling etc).



Some interactive elements do not provide sufficient knee space for wheelchair users. Texts and screens are sometimes difficult to read or see. Via a tablet, you can read the contents of the museum in the 24 languages of the EU. You can listen to or read the text. There is braille on the lift buttons and on the stairs. There are also tactile markings and guide lines.

## Art and History Museum

Jubelpark 10  
1000 Brussels  
Tel.: +32 2 741 73 31  
E-mail: [info@kmgk.be](mailto:info@kmgk.be)  
Website: [www.kmgk-mrah.be](http://www.kmgk-mrah.be)



and European decorative arts. The restaurant is closed for renovations. People using wheelchairs can take the entrance to the right hand side of the big entrance stairs. All floors have lift access. There are modified toilet facilities and wheelchairs are available.

The Art & History Museum is one of the sites of the Royal Museums of Art and History and has 4 main sections: national archaeology, antiquity, non-European civilisations

Tours are provided for people with visual impairments. These need to be booked three weeks in advance. Guide dogs are allowed.

## Children's Museum

Burgemeesterstraat 15  
1050 Brussels  
Tel.: +32 2 640 01 07  
E-mail: [info@childrenmuseum.be](mailto:info@childrenmuseum.be)  
Website: [www.kindermuseum.be](http://www.kindermuseum.be)



The Children's museum focuses on children between the ages of 5 and 12 with and without a disability. Children get to know themselves and others in a playful way. The entertainment staff welcomes all children during the school activities, including children with an intellectual disability. More information is available on the website.

## War Heritage Institute – Site Royal Museum Military

Jubelpark 3  
1000 Brussels  
Tel.: +32 2 737 78 33  
E-mail: [info@warheritage.be](mailto:info@warheritage.be)  
Website: [www.warheritage.be](http://www.warheritage.be)

Experience 1000 years of military history in the heart of Brussels, from medieval weapons and armour to the F-16

fighter plane! Learn all about the First and Second World Wars in our magnificent permanent exhibitions, admire more than 100 aircraft in our Aviation Hall and discover the unique panorama of Brussels from the triumphal arch in the Jubelpark! Adapted toilets are accessed with some assistance. Less mobile visitors can enter via the side gate adjacent to the aviation hall. The arcades aren't wheelchair accessible.

## Magritte Museum



Koningsplein 1 (entry via Regentschapsstraat 3)  
1000 Brussels  
For people with a physical disability: there is an accessible entrance via Regentschapsstraat 1A, 1000 Brussels  
Tel.: +32 2 508 33 48  
E-mail: [Museumopmaat@fine-arts-museum.be](mailto:Museumopmaat@fine-arts-museum.be)  
Website: [www.musee-magritte-museum.be](http://www.musee-magritte-museum.be)

In the Magritte museum, you can get an overview of the impressive works of surrealist artist and painter René Magritte. Museum op Maat offers guided tours, creative courses, workshops and theme activities tailored to specific target groups. The 'kunst en zorg' (art and care) guided tours are intended for residents of residential, care and rehabilitation centres, as well as for palliative day centres and for psychologically vulnerable people.

These guided tours are aimed at the patient and their environment: the nursing staff, family and/or friends. The number of patients is therefore limited to five per group (not including accompanying persons).

Visitors with a visual impairment should certainly give the monthly Equinox programme a try. With relief drawings, music, poetry, all kinds of objects and audio description you can discover the wonderful world of Magritte. Group visits require a reservation. We also organise tours for social and socio-cultural organisations, as well as for deaf, hard of hearing and sign language users. Individual deaf visitors can borrow a visual guide from the reception. It provides an explanation in Flemish sign language for a great many works in the museum.

## Mini-Europe

Bruparck  
1020 Brussels  
Tel.: +32 2 474 13 13  
E-mail: [info@minieurope.eu](mailto:info@minieurope.eu)  
Website: [www.minieurope.eu](http://www.minieurope.eu)

Mini-Europe is a miniature park where the visitor strolls through a 2.5 hectare area with miniature versions of the most important buildings and monuments of the European Union. Mini-Europe is easily accessible. There is an adapted toilet in the cafeteria. Reserved parking is provided at the second entrance to Bruparck (Athletenlaan – at the rear of the King Baudouin Stadium and Voetballeaan 1). To reach Mini-Europe, wheelchair users can take the road upwards via Voetballeaan. In addition to Mini-Europe, Kinopolis (theatres 8, 9 and 13) is also equipped to welcome visitors in wheelchairs.



## Museum on Measure - The Royal Museums of Fine Arts of Belgium

Regentschapsstraat 3, 1000 Brussels  
For wheelchair users:  
Regentschapsstraat 1A, 1000 Brussels  
Tel.: +32 2 508 33 48  
E-mail: [Museumopmaat@fine-arts-museum.be](mailto:Museumopmaat@fine-arts-museum.be)  
Website:  
<https://fine-arts-museum.be/en/acces-made-to-measure>



The Royal Museums of Fine Arts of Belgium (KMSKB) group together a number of Brussels-based museums, including:


- Musée Oldmasters Museum
- Musée Modern Museum (selection)
- Musée Magritte Museum
- Musée Fin de Siècle Museum
- Musée Wiertz Museum
- Musée Meunier Museum

Museum op Maat is active throughout the whole of the Royal Museums of Fine Arts, thus also in the permanent collection, the temporary exhibitions and outside of the museum. Guided tours are organised on the basis of four programmes: deaf and hard of hearing, blind and visually impaired, people with a mental and/or physical disability, young people and adults with economic, social or cultural difficulties in search of better social and cultural integration. The 'art and care' guided tours are intended for residents of residential, care and rehabilitation centres as well as for palliative day centres and for psychologically vulnerable people. These guided tours are directed at the patient and their environment: the nursing staff, family and/or friends. The number of patients is therefore limited to five per group (not

including accompanying persons).

Two parking spaces are available for persons with reduced mobility at the corner of the Koningsplein with the Regentschapsstraat. There is an alternative entrance for people with a physical disability via Regentschapsstraat 1A.

Folding chairs and wheelchairs are available at the cloakroom in exchange for proof of identity (for the individual visitor). For groups, the guide will provide everything necessary.



### Fin de Siècle Museum

At the entrance on the right, there is a steep chamfered step. The entrance on the left is completely step-free and is indicated as an entrance accessible for the wheelchair user (when accompanied by an assistant). The different floors can be reached using several spacious lifts. Most of the lifts can only be used when accompanied by an assistant. The passageways are sufficiently wide. You may still need help on a steep incline to an elevated part of the exhibition area. Most objects are easy to reach and visible. Some showcases are not fully accessible for the wheelchair user or are too high. Part of the information texts is not easy to read. The space in front of and in the adapted toilet is limited, the grab bars are difficult to use.

Visually impaired visitors can make an accessible tour of the collections of the Fin-de-Siècle Museum with their family or friends. Seven master works spread over levels

-5 to -8 can be listened to with an audio description. Next to the works, there are relief plates in Braille. You can listen to the audio description via a QR code (on the table, under the description of the work) or with an audio guide available at the cash desk.

### Oldmasters and Modern Art museum

At the alternative entrance for wheelchair users, you may need assistance for the somewhat steep inclines. Also in the museum, some assistance is welcome at various doors and inclines. The passageways are mostly wide enough. The spacious lift and the platform lifts can only be used with accompaniment. Most of the exhibited objects are clearly visible. Not all tables are accessible for the wheelchair user. Some texts are difficult to read. The space in the adapted toilets is limited. The grab bars are not well placed.

## Museum of Natural Sciences

Vautierstraat 29

1000 Brussels

Tel.: +32 2 627 42 11

E-mail: [info@natuurwetenschappen.be](mailto:info@natuurwetenschappen.be)

Website: [www.naturalsciences.be](http://www.naturalsciences.be)



Come and see Europe's largest exhibition about dinosaurs. A veritable experience! Also visit the other permanent displays such as the Galerij van de Mens (Gallery of Man), about our evolution and our bodies, the BiodiverCITY about biodiversity in the city, the 250 jaar Natuurwetenschappen (250 years of Natural Sciences) with, among other exhibits, the mammoth of Lier, and also the Galerij van de Evolutie (Gallery of Evolution) and our beautiful collection of minerals in the Minerals hall. Every year, in October, a new temporary exhibition opens, so keep an eye on the website. The museum is sure to captivate you for hours. Rediscover our earth, which is teeming with life, in Levende Planeet (Living Planet): a treat for the eyes, suitable for the whole family and scientifically sound. In an area of 2000 m<sup>2</sup>, you can find

more than 850 specimens (from giraffe to koala to aphid), 3D models that you can touch, visual media and sound clips that show you what biodiversity is all about in a playful, interactive and educational way.

There are 2 adapted parking spaces. You can reach the entrance door via a ramp (the outside door does not open automatically, but the parking attendant can help you). The museum has two wheelchairs that you can reserve. All floors are accessible by lift so that the exhibition rooms can be visited easily. In the Gallery of Dinosaurs and in the Evolution gallery there are two smaller balconies that are not wheelchair accessible.

The Dino Café and the Museum Shop are also easily accessible and can be reached without having to visit the museum. There are several adapted toilets: in the dinosaur gallery (level -2), in the minerals room (level -1) and in the insect and shell room. One toilet area is equipped for use with a hoist (dinosaur gallery, level -2). The PaleoLAB is accessible for wheelchairs.



The Educational service offers workshops for people with a visual disability. Questions about accessibility: [www.naturalsciences.be](http://www.naturalsciences.be) or tel: +32 2 627 41 98.

A visual step by step guide for people with autism is available: <https://www.toerismevoorautisme.be/portfolio/museum-voor-natuurwetenschappen/> (only in Dutch)

## Musical Instruments Museum (mim)

Hofberg 2  
1000 Brussels  
Tel.: +32 2 545 01 30  
E-mail: [info@mim.be](mailto:info@mim.be) or [bespreekbureau@mim.be](mailto:bespreekbureau@mim.be) (workshops)  
Website: [www.mim.be](http://www.mim.be)



The MIM houses a world-famous collection of musical instruments in a beautiful art nouveau building. You will discover the sounds of old or modern, Belgian or exotic instruments and will walk away whistling. A spacious lift brings you easily to all exhibition rooms. There is also an adapted toilet and wheelchairs are available. The restaurant is closed for renovations.

The museum organises workshops, guided tours and concerts for deaf or hearing impaired persons, visitors who are blind and visually impaired and persons with a learning disability.

For the workshops, please e-mail: [reservations@kmg-mrah.be](mailto:reservations@kmg-mrah.be).



## Parlamentarium

Willy Brandtgebouw  
Luxemburgplein 100  
1050 Brussels  
Tel.: +32 2 283 22 22  
E-mail: [parlamentarium@europarl.europa.eu](mailto:parlamentarium@europarl.europa.eu)  
Website: <https://visiting.europarl.europa.eu/en/visitor-offer/brussels/parlamentarium>



Take a unique dive into European politics in the largest parliamentary visitor centre in all of Europe. The centre has already received no fewer than 2 million visitors to date. At the Visitor's Centre of the European Parliament you will learn all about this democratic institution and its role in European decision-making. Using portable multimedia guides, visitors will gain access to the heart of the European Parliament, where they will learn all about the history of the European Union, how the European Parliament functions, and how its members tackle the challenges facing us today.

Automatic doors and lifts, equipped with buttons specially designed for wheelchair users, and a direct entrance from the Ardennestraat without steps, makes the Parlamentarium accessible for wheelchair users. All counters in the building have limited wheelchair access. The exhibition areas, the cafeteria and the shop can all be reached via stairs and lift. Wheelchair users must turn around somewhat after their visit in order to get back to the entrance via the lifts. Others can return directly to the reception by using the stairs. The space in 3 of the 4 toilets for wheelchair users is somewhat limited and the grab bars are not ideally placed. The best scoring toilet is the one in reception. This one is very usable with grab bars and a washbasin that is accessible for the wheelchair

user. A wheelchair is available. The shop is located on level -1 and can be reached via lift 2. The cash desk has limited wheelchair accessibility. The cafeteria is located on level -2 and can be reached via lift 2 or via the expo (lifts 3 and 4). The tables are accessible for the wheelchair user. The self-service counter is also usable.

The permanent exhibition is divided over 3 levels (0, -1, -2) and over several rooms. There is sufficient space in the rooms. The tables are all accessible for the wheelchair user but not all elements are within reach for everyone. Groups can also play role-playing games. There is not always space for wheelchair users in these rooms, but they can follow along the side.

For blind and visually impaired visitors, the centre has media guides with special audio files which describe the space, content and important other aspects. Tactile Braille cards in Dutch, English, French and German guide the way. Braille keyboards are provided in two parts of the centre. There is no routing through the building. However, there is stud marking at important points (reception desk, tactile signs, etc.) and at dangerous points (stairs, obstacles, etc.). There is also a short guide line to the lifts. The lift has Braille markings and gives an audible signal.

For deaf and hard-of-hearing visitors, the media guides have sign language videos in Flemish (VGT), Belgian French (LSFB), Dutch (NGT), English (BSL), French (LSF), German (DGS), Hungarian (HSL) and International Sign Language (ISL). This offer will be expanded further in the future. Audio induction loops are available at the reception desk.


## Train World

Prinses Elisabethplein 5  
1030 Schaarbeek  
Tel.: +32 2 224 74 37  
E-mail: [info@trainworld.be](mailto:info@trainworld.be)  
Website: [www.trainworld.be](http://www.trainworld.be)

Experience an unforgettable day in the Train World universe. Here, you discover the most beautiful and unique pieces from the history of the Belgian railways. The museum tells the interesting story of the train through the centuries, with an eye on the future. That combination has consciously been applied to all areas. You will find Train World in the station of Schaarbeek, one of the oldest and most original station buildings of Belgium. Together with the new museum complex this location forms a beautiful symbiosis of old and new in the 'Art Nouveau' heart of Schaarbeek.

The station in Schaarbeek does not provide any facilities or assistance for people with limited mobility who wish to visit Train World by train. However, you can use the TaxiBus service of the STIB-MIVB.

Train World is easily accessible. In the old building, the circulation space may be a little tight here and there, but in the new building everything is smoothly accessible. Via different elevators you can reach every part of the museum well. The passageway in the top of the building is also accessible for wheelchairs, which gives you a very good view of the showpieces. There is an adapted toilet. There are 2 free wheelchairs available after reservation.



## Monuments and buildings

### Sint-Michiels and Sint-Goedele Cathedral

Sint-Goedelevoorplein  
1000 Brussels  
Tel.: +32 2 229 24 90  
E-mail: [kathedraalsecretariaat@gmail.com](mailto:kathedraalsecretariaat@gmail.com)  
Website: [www.cathedralisbruxellensis.be](http://www.cathedralisbruxellensis.be)

What started as a small chapel in the 9th century, became a Romanesque church in the 11th century, built using local stone. In the 13th century, the current church was built on the same site in Brabant Gothic style. It's host to the weddings and funerals of notable Belgian society.

Its 49-bell carillon can be heard from afar. Due to its location on a hill, the paths to the entrance are very steep. The cathedral can be visited by appointment via the sacristy or the shop. Visits are only possible if accompanied.

Assistance is provided. The nave of the church is accessible. The chapels and the treasury can only be accessed via steps. The archaeological findings, the crypt and the tower can be accessed via stairs. A steep ramp spans the step to the choir aisle. The adapted toilet is too small to be usable by everyone. No supports are installed.

## The Basilica of Koekelberg

Basiliekvoorplein 1  
1083 Ganshoren  
Tel.: +32 2 421 16 67  
E-mail: [info@basilicakoekelberg.be](mailto:info@basilicakoekelberg.be)  
Website: [www.basilicakoekelberg.be](http://www.basilicakoekelberg.be)

Visiting the Basilica is a unique experience. This monument to peace is the fifth largest church in the world. The life's work of Ghent architect Albert van Huffel is one of the most interesting and largest Art Deco buildings in Western Europe. From afar, you can see the famous copper dome. It is 90 metres high and weighs a spectacular 43,000 tons. That is almost 5 times the weight of the Eiffel Tower in Paris! The interior is also impressive. The terracotta, the stained-glass windows and the ever-changing light create a particularly colourful and warm atmosphere.

The monumental Art Deco staircases are not only a marvel to the eye, but also a splendour of decorative architecture. The works of art in the church and in the two museums leave no one unmoved. Works by Minne, Miro and Permeke are just a few examples. The permanent exhibition of the South Korean artist Kim and Joong, in a colourful abstract style, leaves a deep impression. You can get a breath of fresh air on the panorama at a height of 52.80 metres with a 360° view over Brussels and its surroundings. When the weather is nice, the tower of Mechelen Cathedral and the slope of Ronquières can be seen.

The Basilica, its museums and the panorama are wheelchair accessible. You will need assistance on a few steep inclines. There is a lift. The adapted toilet has insufficient space next to the toilet bowl, and there is one grab rail. The view on the panorama is limited due to the parapet.



### Walking

## Brussels: Short Walks in the Big City (five short city walks)

Zaterdagplein 6  
1000 Brussels  
Tel.: +32 2 218 27 19  
E-mail: [info@fedos.be](mailto:info@fedos.be)  
Website: [www.fedos.be](http://www.fedos.be)

These five walking routes enable tourists who have difficulty walking to explore some of the beautiful hidden gems of Brussels. These routes were designed with elderly tourists in mind but are also interesting for anyone who is less fit or who experiences some difficulty walking as well as for those who would simply enjoy a short but beautiful walk through Brussels. The walks vary between 1.5 km and 2.2 km and, at regular intervals, take you past benches where you can catch your breath or past cafés or restaurants with a great atmosphere.

Five walking routes have been set out:

- The Vismarkt (Fish Market) and the old wharfs
- De Zavel neighbourhood
- Around the Kolenmarkt and the Rouppeplein (Roupe square)
- From Brouckèreplein to Koninklijke Vlaamse Schouwburg (Royal Flemish Theatre)
- The O.L.V. Ter Sneeuw district and the Congreskolom (Congress Column)

This is an initiative by FEDOS Brussel. The walking routes can be ordered free of charge from the contact details listed.

---

## Explore.Brussels

---

Brugmannlaan 405  
1180 Brussels  
Tel.: +32 2 319 50 01  
E-mail: [info@explore.brussels](mailto:info@explore.brussels)  
Website: <https://www.explore.brussels/en/>



From March to December, individual visitors can register for guided tours on fixed dates, and all year round tours for groups are possible on request. The associations also organise the Brussels Art Nouveau & Art Deco Festival (BANAD) every spring.

Explore.Brussels is a network of thematic activities from cultural tourism associations ARAU, Arkadia, Brussel Babbelt and Pro Velo. Together, the four associations offer high-quality guided tours based around various themes.

The programme includes visits to exceptional Art Nouveau and Art Deco interiors, guided tours on foot, by bus and by bike, concerts, exhibitions, cultural events, etc. Guided tours for people with physical, visual or hearing disabilities are also offered.

---

## Food and drinks

---

---

### Humphrey

---

St-Laurensstraat 36-38  
1000 Brussels  
E-mail: [info@humphreyrestaurant.com](mailto:info@humphreyrestaurant.com)  
Website: [www.humphreyrestaurant.com](http://www.humphreyrestaurant.com)

Philippine-inspired sharing plates in a protected modernist building in the heart of Brussels.

Glen Ramaekers is known for its cuisine with influences from South-East Asia. Wife Julie contributes to the 100% organic dishes with home-grown vegetables and fresh herbs. With each dish, you will also be surprised with an original drink.

Take the alternative entrance with slope from the PIAS building. There is plenty of circulation space and there are wheelchair accessible tables. There is an adapted toilet available in the adjacent PIAS building. You may require assistance to go up the slope to that toilet and to open the double doors. In the toilet there is sufficient room for turning and manoeuvring next to the toilet. The sink obstructs the space in front of the toilet. There are no grab rails available.


---

### Restaurant L'Objectif (NH Brussels EU Berlaymont hotel)

---

Karel De Grotelaan 11-19  
1000 Brussels  
Tel.: +32 2 231 09 09  
E-mail: [nhbrusselseuberlaymont@nh-hotels.com](mailto:nhbrusselseuberlaymont@nh-hotels.com)

In the restaurant of the NH Brussels EU Berlaymont hotel, there is little circulation space, but just enough for use. A table that is accessible for the wheelchair user is available. There also is sufficient room in front of, next to and diagonally in front of the toilet. A grab rail is provided.



## GHENT

### Visit Ghent – Information Office Oude Vismijn

The information office has two entrances, both with wide, automatic sliding doors. The main entrance at the front has a 3-4cm step. The entrance at the side has a lower step but is closed during the winter months and when the weather is bad. There is a lower reception desk that can accommodate wheelchairs. The digital information tables can be used by everyone. The computers for looking up information are mostly intended for use while standing up. There is a wheelchair available for reservation. Most leaflets and brochures are easily accessible, but the top and bottom rows will be difficult or impossible to reach from a wheelchair.

There is also an accessible toilet in the Oude Vismijn. Visual contracts are largely present. Upon request,

headphones can be attached to the first digital table at the front of the room so you can listen to spoken text. On the wall with leaflets, there is a large magnifying glass with a light that can be freely used by people with a visual impairment. There is a portable hearing loop available.

Visit Ghent collaborated with Visit Flanders and Inter to create a separate brochure for accessible excursions in Ghent: 'Ghent, accessible to everyone'. A useful, removable map with descriptions that tell you exactly which route to take in order to avoid obstacles. Don't hesitate to ask for a copy of this brochure on +32 9 266 56 60. You can also flick through the digital brochure and order it via <https://visit.gent.be/en/see-do/accessibility-brochure>.

## LEUVEN

Visit Leuven collaborated with Visit Flanders and Inter to create a separate brochure for accessible excursions in Leuven: 'Leuven, accessible to everyone'. A useful, removable map with descriptions that tell you exactly which route to take in order to avoid obstacles. Don't hesitate to ask for a copy of this brochure on +32 16 20 30 20 or via [visit@leuven.be](mailto:visit@leuven.be). You can also flick through the digital brochure and order it via <https://www.visitleuven.be/en/accessible-travel>.

## MECHELEN

The Gothic Aldermen's Hall is one of Flanders' oldest town halls. The aldermen would often meet in open air before this building was erected. A larger wing was added onto the thirteenth-century building in Schoenmarkt in 1375. It was here that Charles the Bold founded the Parliament of Mechelen in 1473. As a result, Mechelen became the legal centre of the Burgundian Netherlands. The Grand Council, the successor to the Mechelen Parliament, was located here between 1504 and 1616. Afterwards the gunners' guild of the "colveniers" held its guild meetings in the hall. It was subsequently used as a theatre, a fencing school, a prison, an archaeological museum and a municipal archive.

Since 2018 the building is home to the tourist information office of Visit Mechelen. The building is accessed via an automatic sliding door and plateau lift. The spaces are a little narrow here and there but are passable. The different floors are accessed by lift. The reception desk and the experience elements are accessible for wheelchairs. There is also an adapted toilet. The text of the Burgundian app has been narrated for blind and

visually impaired persons. Contrasts and fonts have also been applied. Visit Mechelen collaborated with Visit Flanders and Inter to create a separate brochure for accessible excursions in Mechelen: 'Mechelen, accessible to everyone'. A useful, removable map with descriptions that tell you exactly which route to take in order to avoid obstacles. Don't hesitate to ask for a copy of this brochure on +32 15 29 76 54 or via [visit@mechelen.be](mailto:visit@mechelen.be).

You can also flick through the digital brochure and order it via <https://visit.mechelen.be/mechelen-accessible-for-everyone>.





©Princespark - photographer Misjel Decler

## 2. FLEMISH REGIONS

### GROENE GORDEL

#### Accessible Tourist Offer Tourism Vlaams-Brabant

Tel.: +32 16 26 76 24

E-mail: [toerisme@vlaamsbrabant.be](mailto:toerisme@vlaamsbrabant.be)

Website: [www.toerismevlaamsbrabant.be](http://www.toerismevlaamsbrabant.be)

Toerisme Vlaams-Brabant has produced an overview of all the accessibility addresses in the Province which has something for everyone.

- The complete accessible tourist offer: [www.toerismevlaamsbrabant.be/iedereentoerist](http://www.toerismevlaamsbrabant.be/iedereentoerist)
- The accessible cycling offer: [www.toerismevlaamsbrabant.be/iedereenopdefiets](http://www.toerismevlaamsbrabant.be/iedereenopdefiets)
- The offer for tourists with autism: 11 attractions now also have a step-by-step plan for visitors with autism (collaboration of Toerisme voor Autisme and Toerisme Vlaams-Brabant): [www.toerismevlaamsbrabant.be/thema/iedereen-toerist/toerisme-voor-autisme](http://www.toerismevlaamsbrabant.be/thema/iedereen-toerist/toerisme-voor-autisme)



## Museums and Attractions

### Alseberg – Paper Mill Herisem

Fabriekstraat 20  
1652 Alseberg  
Tel.: +32 473 38 32 30  
E-mail: [myriam@herisem.be](mailto:myriam@herisem.be)  
Website: [www.herisem.be](http://www.herisem.be)

The museum is located in a 19th century cardboard factory, on the site of a 16th century paper mill. Today, Herisemmolen is an educational museum for paper, cardboard and propulsion techniques. After years of

inactivity, water wheels and a restored steam engine once again power the 19th-century cardboard production machinery so you can experience what life was like in an old mill/cartonnerie. An historical industrial site where the team shares the art of creating paper with visitors. Part of the former forge has been converted into a cosy tavern/restaurant.

The museum is in large part easily accessible. There is an accessible toilet. However, the doorway of that toilet is only 75cm large.

### Beersel – The Lambic Visitor Centre

Gemeenveldstraat 1  
1652 Beersel  
Tel.: +32 2 359 16 36  
E-mail: [visit@beersel.be](mailto:visit@beersel.be)  
Website: [www.delambiek.be](http://www.delambiek.be)

Become familiar with the spontaneous fermenting traditional Lambic beer in the De Lambiek beer centre. Lambic forms the basis for the production of Old Geuze and Old Kriek, and it is still brewed today in accordance with a very old tradition. The Flemish-Brabant drink of the gods is the result of artisanal knowledge found nowhere else. The tones, flavours and aromas of Lambic beer are a source of refined enjoyment and authentic conviviality. The beer centre is the ideal place to experience this traditional brewing process with all of your senses. After viewing a wonderful film about the lambic brewing process, you will, without a doubt, get a taste for further exploring this unique and character-filled

beer. The Lambiek beer centre is also the ideal starting point for a flavour-filled tour of discovery through the Pajottenland and the Zennevallei.

The beer centre is easily accessible. There is a reception desk that accessible for the wheelchair user. The passageways are wide enough in all places. There is a spacious adapted toilet with grab rails. The interactive elements are easily accessible and usable from the wheelchair. The shop, tasting room and the terrace are also easily accessible, with tables that accommodate wheelchairs. In the auditorium, you can follow the performance with the wheelchair and in both an auditory and visual way.

Guides in braille are available in the visitor centre. The blind can use special audiovisual equipment in the multimedia hall. The hearing impaired can use special audiovisual equipment in the multimedia hall.

### Dilbeek - Brewery Timmermans

Kerkstraat 11  
1701 Dilbeek  
Tel.: +32 2 569 03 57  
E-mail: [visits@johnmartin.be](mailto:visits@johnmartin.be)  
Website: [www.brtimmermans.be](http://www.brtimmermans.be)

For more than 300 years, Brouwerij Timmermans has been perpetuating the true lambic tradition. This unique beer is brewed using 30% local wheat in the oldest active lambic brewery in Itterbeek. A small miracle lies at the origin of the beer: the micro-organisms in the air in Pajottenland end up in the malt, which causes spontaneous fermentation. A unique experience to

immerse yourself in the world of lambic and Oude Geuze. Your journey begins in the brewing room with its historic stirring vat and its mash tuns, its grain crusher, the largest original coolship in the region and a lambic brewing museum. The visit ends with a tasting of our beers and the opportunity to purchase.

You enter via a large room where people using wheelchairs can come in easily and then watch a film on the production process. The brewery tour includes many steps so only the ground floor is accessible to people using a wheelchair. There is an adapted toilet that can be used with assistance. You can book a guide to tell you all about the production process.

## Grimbergen - MOT

Guldendal 20  
1850 Grimbergen  
Tel.: +32 2 270 81 11  
E-mail: [info@mot.be](mailto:info@mot.be)  
Website: [www.mot.be](http://www.mot.be)



The MOT in Grimbergen is a technical museum, spread across three locations: Guldendal, Liermolen and Tommenmolen. In the MOT, you will find a unique collection of hand tools, machines and water mills. Here, everything revolves around the power of muscle, water and wind and this is reflected in the exhibitions. They are focused on everyday matters, such as household chores or the use of wood. The MOT is a 'do' museum where the emphasis lies on 'doing it yourself'. Step into the shoes of a carpenter, bake your own bread or get to work with soap and a washboard. In the summer season, on two Saturdays per month, you can view 'living' technology for free during the demonstrations of grain milling and blacksmithing. Explore this lively 'do' museum in beautiful green surroundings near Brussels. Enjoy a stroll along the water mills or try a local beer on a sunny terrace.

The MOT is housed in historic buildings that were not originally intended as museums. There is no lift and the many stairs make access difficult for visitors who are less agile. For wheelchair users, the buildings are only accessible to a limited extent. On [www.mot.be/nl/praktisch/toegankelijkheid](http://www.mot.be/nl/praktisch/toegankelijkheid), there is an overview per museum department. For people with specific needs, physical or mental disabilities, adjustments will be looked at on request. Feel free to contact us. A customised programme is available for people with visual impairments. The texts are also available in a larger font.



## Haacht – Experience Centre '14 - '18



Kruineikestraat 5a  
3150 Tildonk  
Tel.: +32 471 97 36 42  
E-mail: [grooteoorlog@vlaamsbrabant.be](mailto:grooteoorlog@vlaamsbrabant.be)  
Website: [www.toerismevlaamsbrabant.be/oorlog](http://www.toerismevlaamsbrabant.be/oorlog)



How did the First World War develop in Flemish-Brabant? How did the people deal with the violence, lack of food, and insecurity? Where was the fighting, what was the damage and how many casualties were there? A visit to the Experience Centre '14-'18 submerges you in life during the war and does this in an interesting and interactive way. The first hand testimonies teach you how everyday life was back then.

Pictures, anecdotes and gripping life stories make you feel like you were there yourself. But you are also shown the bigger picture: the battles and the international context behind the misery of war. Discover the new exhibition "In the eyes of a refugee". Since the First World War, millions of people have continued to flee their countries. Currently, they total 66 million. What are they fleeing from? How does their future look?

The pavement in front of the entrance is 150 cm wide. You may need assistance in opening the somewhat heavy door. The entrance door stands open during opening hours. Inside, the counter is accessible for the wheelchair user.

The passageways are wide everywhere and there is an elevator that is easily accessible. The toilet is easily accessible, with sufficient installation space and grab rails. The washbasin is less suitable for wheelchair users. The textual information and interactive elements are readable, accessible and usable from the wheelchair. There is a reserved parking space. The information is available in writing at the reception for foreign-language speakers. The brasserie is also easily accessible and has tables that accommodate wheelchairs. The terrace is accessible, but the tables accommodate wheelchairs in a limited way.

Blind and visually impaired persons can request these texts digitally beforehand. A visual step by step guide is available: <https://www.toerismevoorautisme.be/portfolio/belevingscentrum-14-18/>

---

## Halle - Brewery Boon

---

Fonteinstraat 65  
1502 Halle  
Tel.: +32 2 365 98 50  
E-mail: [info@boon.be](mailto:info@boon.be)  
Website: [www.boon.be](http://www.boon.be)

Visits to Brouwerij Boon: register online at [www.boon.be](http://www.boon.be) for one of the guided tours. A discovery tour is provided in which you will learn more about the beers and the brewery. Possibilities for small or large groups are available on Thursday, Friday and Saturday. The duration of the visit is ±90 minutes, including a tasting of 3 beers. Guided tours are possible in Dutch, French and English.

The tour route is not accessible for the wheelchair user. The ground floor can be visited via an alternative visitors' circuit. This makes up about 1/2 of the visible part of the brewery. There is no adapted toilet.

---

## Huldenberg - Brewery De Kroon

---

Beekstraat 20  
3040 Neerijse  
Tel.: +32 16 43 94 72  
E-mail: [eetcafe@brouwerijdekroon.be](mailto:eetcafe@brouwerijdekroon.be)  
Website: [www.brouwerijdekroon.be](http://www.brouwerijdekroon.be)

The Delvaux family has given the old buildings of the De Kroon brewery a new lease of life. Father Freddy and son Filip are internationally regarded as authorities in the field of specialty beers and are employed as technical consultants by more than 20 breweries in the Belgian top 30. Together with Freddy's other son Peter, they developed a project that focuses on brewing and experiencing beer. The Delvaux family showcases its passion for specialty beers at the new De Kroon brewery. Here the beers are carefully stored, conceived, produced, drunk and promoted.

The brewery offers an unusual combination of science, brewing, tourism and culinary art. It is a creative family business in a historical setting. You could use some help on the cobbles of the courtyard. The new part of the brewery and the tasting area are well accessible. The old part of the brewery isn't. There is a well-adapted toilet.

---

## Lennik – Gaasbeek Castle

---

Kasteelstraat 40  
1750 Gaasbeek  
Tel.: +32 2 531 01 30  
E-mail: [kasteelvangaasbeek@vlaanderen.be](mailto:kasteelvangaasbeek@vlaanderen.be)  
Website: [www.kasteelvangaasbeek.be](http://www.kasteelvangaasbeek.be)



The castle is closed for restoration work and will reopen its doors in 2023. The castle is difficult and only partly accessible to wheelchair users.

At the reception desk, you can touch a new unique scale model of the castle. Blind and visually impaired people who would like to visit the castle on an individual basis can borrow unique TwinVision maps free of charge.

These high-contrast relief drawings with large letters, Braille and colour help our visitors to orientate themselves in the park, the courtyard and the castle. The tactile relief display with colourful underlying map ensures that the blind and visually impaired can find their way around. An audio tour accompanies the visit to the castle or the exhibition.

The TwinVision maps can be borrowed free of charge when purchasing an admission ticket.

Tickets cost €10 for persons with a disability, the accompanying person receives free admission. A visual step-by-step guide is available: [www.toerismevoorautisme.be/portfolio/kasteel-van-gaasbeek-2/](http://www.toerismevoorautisme.be/portfolio/kasteel-van-gaasbeek-2/)

---

## Londerzeel – Visitor Centre and Brewery Palm

---

Steenhuffeldorp 3  
1840 Steenhuffel  
Tel.: +32 52 31 74 11  
E-mail: [info@palm.be](mailto:info@palm.be)  
Website: [www.palm.be](http://www.palm.be)

The Palm Belgian Craft Brewers group has an impressive assortment of well-known beers under its flag. Of course

you already know Palm from the Belgian draft horse on its logo. In addition to visiting the brewery, the private hop field and the visitor centre, you can also admire the pedigree horses at the Diepensteyn stables. Only the visitor center and the stud are accessible, the rest of the brewery is not. There is an adapted toilet that is usable with assistance.



## Meise – Botanic Garden Meise

Nieuwelaan 38  
1860 Meise  
Tel.: +32 2 260 09 70  
E-mail: [info@plantentuinmeise.be](mailto:info@plantentuinmeise.be)  
Website: [www.plantentuinmeise.be](http://www.plantentuinmeise.be)



The Meise botanical garden is an enchanting green oasis. Every day different, every season at its best! There are 18,000 species of plants from all over the world in a beautiful 92 hectare setting.

There are 2 adapted parking spaces at the Keizerin Charlotte entrance (Nieuwelaan). Companions of persons with a disability get free access. On the visitor's map that you can find at both entrances, the inclines to be avoided are indicated. They also show the location of the toilets for persons with a disability. The outside paths consist of dolomite, cobblestones with comfort strip in dolomite, and clinkers. The paths to the Plantenpaleis slope (5%). The entrance to the Plantenpaleis is easily accessible. Inside, the main paths are sufficiently wide. Some side paths have a limited width. The automatic doors make it easy to move from one climate to another. Wheelchairs, walkers as well as carts can be borrowed at the Keizerin Charlotte entrance (Nieuwelaan). On Sundays and public

holidays and during the spring, Easter, summer and autumn holidays, the free train bridges long distances for you without you having to tire yourself out. The last carriage is accessible for the wheelchair user. Toilets for wheelchair users can be found at both entrances to the domain, opposite the entrance of the Herbarium building, in and near the Oranjerie, in the HOUTlab, and on the Pachthof. In the HOUTlab, there is a lift to go more easily to the first floor.

You can book an exciting guided tour for visually impaired visitors. Have you ever touched a palm tree, a carnivorous tropical cup plant or a water hyacinth? Feel the different climates in the greenhouses and use the feeler cards. In the permanent exhibition about the history of the botanical garden in the castle, there are viewing guides for the visually impaired, so that you can hold the exhibition texts at the reading distance that suits you best.

The Culinary Garden offers workshops for people with disabilities; the garden has planters with roll under clearance, plant beds at height, an accessible outdoor kitchen, etc.

## Sint-Pieters-Leeuw – Rose Garden Coloma

Joseph Depauwstraat 25  
1600 Sint-Pieters-Leeuw  
Tel.: +32 2 371 22 62  
E-mail: [toerisme@sint-pieters-leeuw.be](mailto:toerisme@sint-pieters-leeuw.be)  
Website: <https://www.sint-pieters-leeuw.be/agenda/rozentuin-coloma>



The paths in the Rose Garden are suitable for wheelchair users. To make the rose garden easier to access with a wheelchair, another entrance can be opened. It is best to contact them in advance so that they can inform the park keeper. Blind and visually impaired visitors can explore the rose garden and the park using a bronze tactile model. The relief, all the paths and avenues, buildings, plantings, bus stops and streets in the neighbourhood are clearly indicated on this model. Different textures contribute to a pleasant tactile experience. This tactile model is also an excellent means of orientation for other park visitors, for discovering beautiful Coloma Park and its unique rose garden.

A world-class rose garden. This is undoubtedly the greatest attraction in the grounds of Coloma in the heart of Sint-Pieters-Leeuw. More than 3,000 different rose varieties from all over the world grow here. You can also enjoy walking and strolling around the 15 acre rose garden of Coloma. In short, this beautiful area has everything you need for a successful trip!

## Tervuren - AfricaMuseum

Leuvensesteenweg 13  
3080 Tervuren  
Tel.: +32 2 769 52 11  
E-mail: [info@africamuseum.be](mailto:info@africamuseum.be)  
Website: [www.africamuseum.be](http://www.africamuseum.be)

Various themed rooms take you through Africa's diverse nature and cultural cities. You learn more about old and new traditions and gain an insight into the shared colonial history of Belgium and Central Africa. You will also be immersed in the language and music of this unique continent. This museum caters to people of all ages, making it a great option for a family outing! From the summer holidays onwards, the new car park next to the tram station will be in use, where you will find several adapted parking spaces.

The paths to the entrance consist of coarse-grained dolomite. They slope. The entrance itself is easily accessible. There is a lowered counter which is accessible for the wheelchair user. The various floors can be accessed via slopes and (platform) lifts. The slopes are a bit steep at times. The main lifts are spacious. The platform lifts are sufficiently large, although access to the lifts in the

rotunda is limited (width: 84 cm) and the buttons are a little more difficult to reach. The experience elements have good roll under clearance in some cases, limited clearance in others. Most of the information and experience elements are easy to access and use, although you may need some help here and there. The info texts are not easily readable throughout the museum.

There are several accessible toilets. In most toilets, the turnaround space is tight but navigable. All the toilets are fitted with grab rails. The wash hand basins have (limited) roll under clearance. Wheelchairs, walkers and folding chairs are available. A visual step by step guide for people with autism is available: <https://www.toerismevoorautisme.be/portfolio/africamuseum-tervuren/>



## Vilvoorde - Playgrounds

Lange Molensstraat 44  
1800 Vilvoorde  
Tel.: +32 2 255 79 50  
E-mail: [toerisme@vilvoorde.be](mailto:toerisme@vilvoorde.be)  
Website: <https://www.vilvoorde.be/>

The Hanssens park and the Three Fountains park have playgrounds to suit all children. That is not to say, however, that they are all wheelchair accessible. Trails that are more accessible bring you closer to the play area. Some playground equipment offers specifically designed for wheelchair access, but all of the equipment is geared as much as possible to playing together, developing gross and fine motor skills, exploring, etc.

## Vilvoorde - Living Tomorrow

Indringingsweg 1  
1800 Vilvoorde  
Tel.: +32 22 630 133  
E-mail: [info@livingtomorrow.com](mailto:info@livingtomorrow.com)  
Website: <https://livingtomorrow.com/>

Visiting Living Tomorrow is a glimpse into the future. You won't be bombarded with science fiction, but instead will discover what today's bright minds are devising to make

life in the future easier and more enjoyable. This applies to life at home, at work, shopping and driving. Living Tomorrow brings together remarkable visions, ideas and technology and presents them in a breathtaking futuristic setting.

The museum is relatively accessible and has an adapted toilet. It is not possible to manoeuvre under the sink in the toilet.

## Zemst - Sportimonium

Trianondreef 19, 1981 Zemst  
Tel.: +32 15 61 82 22  
E-mail: [sportimonium@sportimonium.be](mailto:sportimonium@sportimonium.be)  
Website: [www.sportimonium.be](http://www.sportimonium.be)



Discover 150 years of sporting history in the Sportimonium, the most sports-oriented museum in the country. Dive into the exhibition: Breaking Boundaries - The Antwerp Olympic Games of 1920 up to the Tokyo games of 2020 (until 31.08.2022)

This exhibition tells the story of how 100 years ago, with the 1920 Antwerp Games, Belgium was a co-founder of the Olympic Games as we know them today. Discover how, not only our country, but also the athletes pushed their boundaries during the very first Olympic Games after World War I. They were Olympic Games with many 'firsts and forever after': the very first oath-taking, the very first Olympic flag, ...

Find out all about the most impressive records, the most remarkable sports figures and the biggest breakthroughs. Test yourself and search for your own limits, measure your fitness against Olympic athletes from past and present. Super athlete Victor Boin challenges children with facts, 'do' assignments and sporting tests. The aim of this 'Go for Gold' route? To extend yourself and become a

real 'Olympian'. For a visit, a telephone reservation is required. Check opening times on [www.sportimonium.be/nl/praktisch/openingsuren](http://www.sportimonium.be/nl/praktisch/openingsuren).

This museum of sport is fully accessible for wheelchair users. Sportimonium visitors drive via entrance E to the beach car park. The access path, made of cobblestones, is difficult to cross independently. You will be able to use a helpful push along the sloping access path to the exhibition area. However, the public exercises in the public sport garden and those in the sportlabo can be done by people in wheelchairs. In the interactive part of the Expo Breaking Boundaries, some tests are accessible for wheelchair users. There are two adapted toilets, but the access space next to toilet one is tight. Visually impaired visitors can use the heritage app to get acquainted with the collection via the tour 'Sportimonium anders bekeken 2.0'. After downloading the app, you discover numerous objects from the permanent exhibition via audio fragments. The audio guide (via the app) can be combined with a selection of objects that can be touched.

Visitors with autism can prepare for their visit to the Sportimonium using the fully worked out step-by-step plan. <https://www.toerismevoorautisme.be/portfolio/sportimonium-zemst/>

## Walking

### Grimbergen/Vilvoorde - Polymnia

Mierendonkstraat 10  
1850 Grimbergen  
Tel.: +32 2 269 82 92 of +32 475 41 07 67  
E-mail: [polymnia@skynet.be](mailto:polymnia@skynet.be)  
Website: [www.polymnia.be](http://www.polymnia.be)



attractions with culinary aspects, anecdotes, skits and even an occasional Brussels song. The walks take place in Brussels, Vilvoorde and Grimbergen, and can cover an extremely varied range of themes. Customised walks are also possible. Wheelchair users and people with a visual impairment are always taken into account. Guided tours for people with intellectual disabilities can also be easily arranged.

Polymnia specialises in providing guided walks using alternative means or methods. The guides make each tour a lively event by mixing historical facts and

### Grimbergen - Parelpad

Lierbaan 16  
1850 Grimbergen  
Tel.: +32 2 260 12 35  
E-mail: [toerisme@grimbergen.be](mailto:toerisme@grimbergen.be)  
Website: [www.toerismegrimbergen.be/parelpad](http://www.toerismegrimbergen.be/parelpad)

Parelpad is an obstacle-free walking path, making it accessible to everyone. The name of the walking path refers to 'parel' or pearl, because it is round in shape, flawless, valuable, and unblemished. The same principle applies to the surface of the path, making it accessible to everyone; during this walk you'll pass through different pearls from the past, through the Pearl of Brabant.

Charleroyhoeve was chosen as a starting point and end point, from where you immediately have the choice of three different walks: the first is 1.5 kilometres long; the second is 3.5 kilometres long, and the third is the longest with a total distance of 5.5 kilometres. It is even possible to extend the walk and go to Bommenmolen.

The walking path is, of course, signposted. Along the way, there are three locations where toilets are available, also for wheelchair users: in the Charleroyhoeve, in the Sports Hall (these however are restricted) and in the CPAS-residential care centre of Ter Biest.

### Halle - Hallerbos – Achtdreven Walk

Vlasmarktdreef 4  
1500 Halle  
E-mail: [toerisme@vlaamsbrabant.be](mailto:toerisme@vlaamsbrabant.be)  
Website: [www.toerismevlaamsbrabant.be/producten/bezoeken/bezienswaardigheden/hallerbos](http://www.toerismevlaamsbrabant.be/producten/bezoeken/bezienswaardigheden/hallerbos)

The Hallerbos is the most important and expansive forested area between the Senne River and the Sonian Forest. The forest is a firm favourite with visitors because of the beautiful purple carpet of wild hyacinths that flower around mid-

April every year. The varied relief provides wonderful walking opportunities and makes a visit to this forest more than worthwhile.

The Achtdreven Walk runs through a central plateau in the woods and continues through the hyacinth region. Start with 'Acht Dreven' – 1.8 km – black & white poles. The trail is adapted for wheelchair users. There are adapted benches and picnic tables at regular intervals.



---

## Hoeilaart - Arboretum in Groenendaal

---

Duboislaan 2  
1560 Hoeilaart  
E-mail: [anb@vlaanderen.be](mailto:anb@vlaanderen.be)  
Website: [www.natuurenbos.be/arboretum-van-groenendaal](http://www.natuurenbos.be/arboretum-van-groenendaal)



Arboretum has a wonderful relief, which makes for very pleasant walks. Combine a visit to the arboretum with a stroll through the adjacent grazing block and come face to face with the Scottish Highlanders. There is an excursion path for blind and partially sighted people.

The Arboretum in Groenendaal is home to more than 400 different native and exotic trees and shrubs. Among other things, you can discover 'dikke Eugène', a 6 metre thick poplar or Japanese cookie tree, the huge giant Sequoia trees and exceptional examples of Maple and Oak. The

This path runs alongside the Spinnenpad, a 1.75 km path with hands-on activities for children. Blind and partially sighted people can follow the path under supervision. This path is not wheelchair accessible.

---

## Huizingen – Provincial Domain Huizingen

---

Torleylaan 100  
1654 Beersel  
Tel.: +32 2 383 00 20  
E-mail: [provinciedomein.huizingen@vlaamsbrabant.be](mailto:provinciedomein.huizingen@vlaamsbrabant.be)  
Website: [www.vlaamsbrabant.be/huizingen](http://www.vlaamsbrabant.be/huizingen)

From April to September, a small tourist train crosses the domain. There is space for 2 wheelchair users. For more information, in addition to the website, you can also visit [www.facebook.com/provinciedomeinhuizingen](https://www.facebook.com/provinciedomeinhuizingen).

---

## Oud-Heverlee – Forest Walks in Heverleebos + Meerdaalwoud

---

3050 Oud-Heverlee  
E-mail: [anb@vlaanderen.be](mailto:anb@vlaanderen.be)  
Website:  
[www.natuurenbos.be/meerdaalwoud-en-heverleebos](http://www.natuurenbos.be/meerdaalwoud-en-heverleebos)

With three paths accessible for the wheelchair user, every forest walk in the Meerdaalwoud and Heverleebos forests is possible on wheels. Starting points are the entrance gates Torenvalk, Spielberg in the Meerdaalwoud forest and Arboretum in the Heverleebos forest. At these points, there is a car park, a picnic area and information about the forest.

The twin forests Meerdaalwoud and Heverleebos are beautiful deciduous forests, together covering more than 2000 hectares. A green lung barely three kilometres from the Grote Markt in Leuven. The forests mark the eastern side of the mighty realm of the Brabant forests, a robust green landscape that runs via the Dijle Valley and the Zoniënwood all the way to the Hallerbos in the west.

It is wonderful to lose your way in the Meerdaalwoud and Heverleebos. You can walk for hours through the greenery, a paradise for walkers and joggers, but also for parents with prams and wheelchair users. The signposted wheelchair and walking paths take care of that.

The walking map of the Heverleebos and Meerdaalwoud can be found on [www.natuurenbos.be](http://www.natuurenbos.be).



**Starting point Speelberg**

A four-kilometre long path departs from the Speelberg. You start at the back of the parking area and pass close to the biggest play forest in Flanders. Cross the Weertsedreef and follow the beautiful lane on a parallel path in an easterly direction. After a kilometre, turn left onto the Nethensebaan.

Don't be surprised if some grumpy soldiers are keeping a close eye on you. Behind the fence lies a military terrain. Until 1976, the army regularly shocked the forest by detonating old ammunition in a controlled manner. The pits and banks that you see here now are the result of this. Today they are a source of life.

The wheelchair-friendly path leads you to an instructive observation post from where you can see the landscape even better. In the spring, you may see the herd of wild Konik horses drinking at the pond near the observation post. The flowering broom is also enchanting.

The dead straight Everzwijnbaddreef and Herculesdreef bring you back to the Speelberg. The perfect place to

enjoy a picnic while admiring the blooming heather. You can even light up the barbecue there (only during the day) and while the meat cooks, the children have the play forest all to themselves. Four-legged friends run free in the dog-walking area.

**Start at Torenavalk**

The reception tower of 'de Torenavalk' is accessible for wheelchair users up to the first floor. There you will find adapted sanitary facilities, lockers with charging points for your smartphone or bicycle battery and information about the forest and wheelchair-friendly walking paths.

**Wandering on the Arboretum path**

On the other side of the forest complex, you can also explore the Arboretum by wheelchair. The 1.2 kilometre long path winds between more than 300 different species of shrubs and trees. The arboretum is a living museum that was constructed in 1930 in order to investigate how non-native tree species grow here, something which is now very topical in these times of climate change. We already know that many species from other climate zones like it here, as do all the visitors.

## Cycling

### Gooik – Lustoord Route

Gemeentelijk sportcentrum Koornmolen  
Processiestraat 15  
1755 Gooik  
Website: [www.gooik.be/vrije-tijd/toerisme/fietsen](http://www.gooik.be/vrije-tijd/toerisme/fietsen)

The rural municipality Gooik developed an accessible cycle route through Pajottenland, it is accessible for people with reduced mobility. This route has two loops, a 10 and a 15km loop, which are both accessible for handbikes, recumbent bikes, tandems and wheelchairs. The bravest can do both loops and make a path of 25km.

### Halle - Halle-Leeuw Route

Melkstraat  
1500 Halle  
+32 16 26 76 20  
E-mail: [toerisme@vlaamsbrabant.be](mailto:toerisme@vlaamsbrabant.be)  
Website: <https://www.toerismevlaamsbrabant.be/producten/fietsen/fietsproducten/vaantjesroute/index.html>

A beautiful accessible route in the Pajottenland, from Halle to Sint-Pieters-Leeuw. Enjoy the landscapes along the way and be sure to visit the unique Coloma Rose

Garden with over 3,000 rose varieties from all over the world. Cycle back to Halle along the water. The route of 15.3 km for the nodes loop with return via the canal and 21.3 km with the extension to the provincial domain Huizingen (not on nodes network).

Do you have an adapted bike yourself? If not, don't worry, you can book one at the Fietspunt Halle via [fietspunt.halle@groepintro.be](mailto:fietspunt.halle@groepintro.be). They hire out women's, men's and children's bikes, and an electric push bike Fun2Go.

## Vilvoorde – Sportimonium Route

Stationsplein 9  
1800 Vilvoorde  
Tel.: +32 16 26 76 20  
E-mail: [toerisme@vlaamsbrabant.be](mailto:toerisme@vlaamsbrabant.be)  
Website: <https://www.toerismevlaamsbrabant.be/producten/fietsen/fietsproducten/sportimoniumroute/index.html>

This accessible route is 28 km long and starts near the station in Vilvoorde (node 21). You cycle through the quiet outskirts of Machelen and Vilvoorde and along the Zenne you follow the wide cycle path to Zemst. Be sure to stop

off at the Sportimonium, the sports and Olympic museum in the Sport Vlaanderen domain, for a piece of sports history (node 61). And in the Volkssportentuin you can try old sports yourself. Combine your visit with a walk on the wheelchair accessible paths and relax on the beach before starting the return journey.

Do you have an adapted bike? If not, don't worry, you can book one at Fietspunt Vilvoorde via [fietspunt.vilvoorde@groepintro.be](mailto:fietspunt.vilvoorde@groepintro.be). They hire out bikes for women, men and children as well as an electric wheelchair bicycle Veloplus.

### Food and drinks

## Dilbeek - Brasserie Julie

Dorpsplein 3  
1700 Dilbeek  
Tel.: +32 2 460 05 45  
E-mail: [info@brasseriejulie.be](mailto:info@brasseriejulie.be)  
Website: [www.brasseriejulie.be](http://www.brasseriejulie.be)



Brasserie Julie is a stylish place for a bite to eat in the charming village of Sint-Martens-Bodegem. You will need some assistance on the steep incline to the entrance and the 8 cm threshold. The restaurant is otherwise easily accessible. The adapted toilet has sufficient space, but access to the sink is more challenging. You must go over an 8 cm threshold to reach the terrace.

## Gooik - Cycling and Walkers Café Paddenbroek

Paddenbroekstraat 12  
1755 Gooik  
Tel.: +32 468 16 33 93  
Website: [www.facebook.com/Fiets-en-wandelcafe%C3%A9-Paddenbroek-651020782180502](https://www.facebook.com/Fiets-en-wandelcafe%C3%A9-Paddenbroek-651020782180502)

Accessible cyclists and walkers café in Gooik. The tables are partly accessible for wheelchair users thanks to the centre leg. The terrace is laid out on gravel. In the toilet, a forward and sideways transfer is possible. 2 grab bars

are provided and the washbasin is accessible for the wheelchair user.



## Gooik - Gastro Atelier

Lenniksestraat 65  
1755 Gooik  
Tel.: +32 54 56 81 07  
E-mail: [info@gastroatelier.be](mailto:info@gastroatelier.be)  
Website: [www.gastroatelier.be](http://www.gastroatelier.be)



Gastro Atelier is a concept where people can come and eat in groups of 8 or more. Guests must book in advance. The entrance does not have a threshold and the doors and corridors are sufficiently wide. There is limited space to manoeuvre a wheelchair under the tables. There is no adapted toilet.

## Oud-Heverlee - Spaans Dak

Maurits Noëstraat 2  
3050 Oud-Heverlee  
Tel.: +32 16 47 33 33  
E-mail: [info@spaansdak.be](mailto:info@spaansdak.be)  
Website: [www.spaansdak.be](http://www.spaansdak.be)



The entry path is made of cobbles and dolomite gravel. You can also drive past it. You may need help on the steep ramp to the door and with opening the rather heavy door. There is sufficient space. The tables are partly suited for wheelchairs because of a central table leg. The space at the door of the toilet is rather tight. In the toilet you have enough space. There is a grab rail. The small wash basin has limited knee space.

### Information offices



## Tourist Visitor Centre De Warandepoort

Markt 7B  
3080 Tervuren  
Tel.: +32 2 766 53 40  
E-mail: [toerisme@tervuren.be](mailto:toerisme@tervuren.be)  
Website: [www.visittervuren.be](http://www.visittervuren.be)



Step-free access from the Markt. The entrance is easily accessible. There is plenty of circulation space and the counter is accessible for the wheelchair user. The passages are sufficiently wide. All experience-devices are accessible and usable from a wheelchair. There are adapted parking spaces in the underground car park. A good lift takes you smoothly to the entrance. The majority of the flyers and brochures are easily reachable.

The ideal base for visiting Tervuren and the region. Multilingual touch screens provide a good overview of the various relaxation possibilities. Free admission and open six days a week during the tourist season (closed on Mondays).

The experience-devices have speech recognition support software installed and the texts are available in large font. Visual contrasts where provided.

## Tourist Information Office Vilvoorde

Lange Molensstraat 44  
1800 Vilvoorde  
Tel.: +32 2 255 79 77  
E-mail: [toerisme@vilvoorde.be](mailto:toerisme@vilvoorde.be)  
Website: <https://www.vilvoorde.be/visitvilvoorde>



Discover the fascinating history and wide range of tourist and recreational activities in Vilvoorde: media city on the water!

The tourist information office is located in the Mattenkot administrative centre. The ramp to the entrance is quite steep, but inside everything is easily accessible. There is a counter that is accessible for the wheelchair user. The passageways are sufficiently wide. Some of the doors have inadequate space next to the door handle. Most of the brochures can be reached from a wheelchair, but you may need assistance with the top and bottom rows. The tables with built-in monitors have space to manoeuvre a wheelchair under.

## HAGELAND

### Accessible Tourist Offer Tourism Vlaams-Brabant

Tel.: +32 16 26 76 24

E-mail: [toerisme@vlaamsbrabant.be](mailto:toerisme@vlaamsbrabant.be)

Website: [www.toerismevlaamsbrabant.be](http://www.toerismevlaamsbrabant.be)

Toerisme Vlaams-Brabant has produced an overview of all the accessibility addresses in the Province which has something for everyone:

- The complete accessible tourist offer:  
[www.toerismevlaamsbrabant.be/iedereentoerist](http://www.toerismevlaamsbrabant.be/iedereentoerist)

- The accessible cycling offer:  
[www.toerismevlaamsbrabant.be/iedereenopdefiets](http://www.toerismevlaamsbrabant.be/iedereenopdefiets)
- The offer for tourists with autism: 11 attractions now also have a step-by-step plan for visitors with autism (collaboration of Toerisme voor Autisme and Toerisme Vlaams-Brabant): <https://www.toerismevlaamsbrabant.be/thema/iedereen-toerist/toerisme-voor-autisme>

## Museums and Attractions

### Aarschot - Vinobelga

Diestsesteenweg 272

3202 Rillaar

Tel.: +32 16 23 23 23

Website: [www.vinobelga.be](http://www.vinobelga.be)

Vinobelga, a wine estate that combines business with pleasure, is located just outside lively Aarschot. Rent a room for your meeting or kick off with an exciting visit to the vineyard. This is also the starting point for a ride through the Hageland hills with a Citroën Dyane or a Vespa. Jos Daems, the father of the current owner Rik Daems, started planting grapes here in 1972, believing that

there was a future for Hageland wine. Joseph Brut and Josephine, the vineyard's delicious sparkling wines, were named after Jos. The estate is close to cycle junction 7 and walking junction 225.

You can drive up to the reserved parking space next to the main entrance. The entrance is easy to access. The cellar is not accessible, but the tasting areas are. You may require assistance on some short but steep slopes near the doors as you make your way through the building. There is a good accessible toilet with sufficient space and grab rails. The wash hand basin has roll under clearance.

### Rotselaar – Winery Visitors' Centre – Hageland

Kerkstraat 16

3111 Rotselaar

Tel.: +32 16 61 64 40

E-mail: [toerisme@rotselaar.be](mailto:toerisme@rotselaar.be)

Website: [www.rotselaar.be](http://www.rotselaar.be)



We recommend a visit to Wezemaal and its winery visitors' centre to discover the region of Hageland and its wine. You'll learn why this attractive area is known for its successful wine-making. You may need a little help for the step on the footpath. There is an accessible entrance at the back. A rollunder reception counter is provided.

The clearance in front of the lift is limited, but manageable. The lift button is slightly harder to reach, but the lift is easy to use. The clearance in the bathroom is a bit tight, but manageable. There is sufficient space beside and in front of the toilet; safety rails are also provided. The exhibition area is easily accessible and the exhibited objects and texts are clearly visible. The video about viticulture in Hageland has a version with a voiceover for the blind and visually impaired persons. The wine cellar is also accessible but you may need some help to hold open the double doors.

## Tremelo – Damiaan Museum

Pater Damiaanstraat 37  
3120 Tremelo  
Tel.: +32 16 53 05 19  
E-mail: [info@damiaanmuseum.be](mailto:info@damiaanmuseum.be)  
Website: <http://www.damiaanmuseum.be>



The new Damiaan Museum, a contemporary and interactive experience centre, takes you in the footsteps of Jef De Veuster (1840-1889), better known as Father Damien. Visit the living room of Damien's family and follow from there his path as a missionary to the Hawaiian Islands. The exhibition gives you an idea of the community he built with excluded sick people on the island of Molokai, where he was to stay until his death. You will also get to know about the Damiaanactie which continues Damien's life's work today and gives hope to millions of people suffering from leprosy and TB.

The entrance is easily accessible. The exhibition consists of a residential house with residential rooms and a chapel and extension rooms. In the residential house, there is one old door that is only 74 cm wide. Upon request, you can reach the residential house by following the route in reverse from the chapel. The other spaces and exhibited objects are easily accessible. Some info panels, video screens and touch screens are placed rather high to be easily read or used by everyone. The accessible toilet is spacious and has grab rails. The wash basin is suitable for



wheelchair users. There is auditory support during the presentation and an audio guide. Visual contrasts are largely present but you may need help in the dark area with little contrast. There is a free visual step-by-step guide available for people with autism: <https://www.toerismevoorautisme.be/portfolio/damiaanmuseum/>

## Tremelo - Sven Nys Cycling Centre

Balenbergstraatje 11  
3128 Baal (Tremelo)  
Tel.: +32 16 41 72 68  
E-mail: [info@svennyscyclingcenter.be](mailto:info@svennyscyclingcenter.be)  
Website: [www.sncc.be](http://www.sncc.be)

The Sven Nys Cycling Centre is the ultimate location for and about off-road cycling in Flanders and is situated on the stunning Balenberg grounds, where the annual Grote Prijs Sven Nys is organised. The experience centre is the hub of the Sven Nys Cycling Centre. You are immersed in the world of cyclo-cross. Beneath the championship jerseys you walk from one historic cycling event to another victory. Check out the camper where the cyclo-cross racers prepare for a race. Take a photograph of your face covered in mud and share it with your friends. See for yourself how far you can cycle through the sandpit and match the right tyre profile to the right surface.

The incline to the entrance is long, but there are two reserved parking spaces right in front of the entrance so that you can avoid the incline. The experience centre

offers very good accessibility for wheelchair users. It is possible to manoeuvre a wheelchair under part of the counter. The passageways are sufficiently wide everywhere. A spacious lift takes you to the floor of the restaurant.

Sufficient circulation space can be found everywhere and the experience elements are user-friendly. Due to the significant differences in height and the surface that mainly consists of gravel, the path around the Balenberg is difficult to navigate for people with restricted mobility. The objects in exhibition and most texts are easily visible and legible. There is an accessible toilet with sufficient manoeuvring space and grab rails. It is possible to manoeuvre a wheelchair under the sink. There is also a shower that can be accessed with a wheelchair which provides sufficient room, a seat and grab rails.

The texts are available electronically to the blind and visually impaired on request. A free visual step-by-step is available: [www.toerismevoorautisme.be/portfolio/sven-nys-cycling-center-2/](http://www.toerismevoorautisme.be/portfolio/sven-nys-cycling-center-2/)

## Walking

---

### Diest – Provincial Domain Halve Maan

---

Omer Vanaudenhovelaan 48  
3290 Diest  
Tel.: +32 13 31 15 28  
E-mail: [provinciedomein.diest@vlaamsbrabant.be](mailto:provinciedomein.diest@vlaamsbrabant.be)  
Website: [www.provinciedomeinhalvemaan.be](http://www.provinciedomeinhalvemaan.be)

Several changes have been made to render provincial domain Halve Maan in Diest more wheelchair-friendly. You can enjoy pleasant walks in a natural environment here, or rent a bicycle, tandem or electric bicycle to explore the surrounding area. Special play equipment is available that has been especially adapted for children with an impairment.

---

### Geetbets – Accessible Walking Route Rummen

---

Ketelstraat 54  
3454 Rummen  
Tel.: +32 16 26 76 20  
E-mail: [toerisme@vlaamsbrabant.be](mailto:toerisme@vlaamsbrabant.be)  
Website: <https://www.toerismevlaamsbrabant.be/producten/wandelen/waranderoute-rummen/index.html>

This walking route of 3,4 km is accessible to wheelchairs users and departs from the sports centre De Warande in Rummen.

---

### Hoegaarden – Hoegaarden Park

---

Houtmarkt 1  
3320 Hoegaarden  
Tel.: +32 16 76 78 43  
E-mail: [toerisme@gemhoegaarden.be](mailto:toerisme@gemhoegaarden.be)  
Website: [www.gemeentehoegaarden.be](http://www.gemeentehoegaarden.be)

The paths are easy to travel along either with a wheelchair or a pushchair. The buildings and toilets are accessible. We do not, however, have any objective data for this location.

---

### Kortenaken – Accessible Walking Route Heerlijk Hoeleden

---

Kerkplein, 3471 Hoeleden  
Tel.: +32 16 26 76 20  
E-mail: [toerisme@vlaamsbrabant.be](mailto:toerisme@vlaamsbrabant.be)  
Website: [www.toerismevlaamsbrabant.be/producten/wandelen/heerlijk-hoeledenwandeling/index.html](http://www.toerismevlaamsbrabant.be/producten/wandelen/heerlijk-hoeledenwandeling/index.html)

The Heerlijk Hoeleden route of 3 km leads you from the Sint-Amands church on the Kerkplein of Hoeleden, between the lands and properties to the Grote Gete valley. The rich ground is the basis of large agricultural parcels and fruit culture. In the Grote Gete valley, they make room for large pastures, bordered with poplars.



©De Avereften - photographer Misjel Decler

---

## Landen – Zevenbronnen Walk in Landen (Seven springs walk)

---

Wezerenstraat, 3401 Walsbets

Tel.: +32 16 26 76 20

E-mail: [toerisme@vlaamsbrabant.be](mailto:toerisme@vlaamsbrabant.be)

Website: [www.toerismevlaamsbrabant.be/producten/wandelen/toegankelijke-zevenbronnenwandeling/index.html](http://www.toerismevlaamsbrabant.be/producten/wandelen/toegankelijke-zevenbronnenwandeling/index.html)

In Landen, the Zevenbronnen walk has been made partially accessible for people with a disability. The walk goes through the valley of the 'Grote Gete' and the transition area between Haspengouw and Hageland. Enjoy the beautiful view of the expansive meadows and fields. Take a break at the Heilige Kruiskapel where the farmers came to pray for the health of their cattle. The departure point is the Coppejanshoeve (farm), at the Wezerenstraat-Walholstraat crossing in Walshoutem (3401).

---

## Linter – Accessible Walking Route Landelijk Linter

---

Grote Steenweg 66, 3350 Neerlinter

Tel.: +32 16 26 76 20

E-mail: [toerisme@vlaamsbrabant.be](mailto:toerisme@vlaamsbrabant.be)

Website: [www.toerismevlaamsbrabant.be/producten/wandelen/landelijk-linterwandeling/index.html](http://www.toerismevlaamsbrabant.be/producten/wandelen/landelijk-linterwandeling/index.html)

This 5.9 km long walking route starts from the library in Linter. As one of Brabant's oldest landed estates (mentioned as landed estate in 1146), Neerlinter was not spared wars and epidemics. In 1914, 76 houses were destroyed by the German occupiers. The castle of Neerlinter was destroyed several times over. This landscape still exudes glory, wealth and tranquillity. The land stretches out along the Grote Gete. Even the railway line has become silent. Steel and steam have made way for sweating cyclists, blossoming hedges and, here and there, hopefully a salamander. On your walk, you will also pass the Neerlinter railway station. It came into service in 1894 on the Tienen - Diest line. Further on, you can see the new Salamander hut by the Grote Gete, a place where nature, recreation and discovery go hand in hand.

---

## Rotselaar - Abenopad

---

3111 Rotselaar

Tel.: +32 16 61 64 15

E-mail: [toerisme@rotselaar.be](mailto:toerisme@rotselaar.be)

Website: [www.rotselaar.be](http://www.rotselaar.be)

Rotselaar has an accessible walking path, the Abenopad, of 3 km. It is a nature walk, suitable for wheelchair users and starting at the Plas van Rotselaar (Rotselaar Lake). The Abenopad is now part of the new walking network

Demer and Dijle (along junctions 614-613-512-608-609-610-611-614). On this new walking network there are a few accessible paths (around junctions 632-633-634) around Werchter Park (situated near Haachtsesteenweg no. 23, 3118 Werchter).

Between 1 May and 15 September, the park may be closed due to festivals and/or necessary maintenance.

---

## Tienen – Accessible Walking Route Heen en Weer in Tienen

---

Grote Markt 4, 3300 Tienen

Tel.: +32 16 26 76 20

E-mail: [toerisme@vlaamsbrabant.be](mailto:toerisme@vlaamsbrabant.be)

Website: [www.toerismevlaamsbrabant.be/producten/wandelen/tienen-heen-en-weer](http://www.toerismevlaamsbrabant.be/producten/wandelen/tienen-heen-en-weer)

The 3km walk leads you through the old part of the city Tienen. You depart from the Museum café at the Grote Markt.

## Zoutleeuw – Provincial Domain Het Vinne



Ossenwegstraat 70, 3440 Zoutleeuw  
 Tel.: +32 11 78 18 19  
 E-mail: [provinciedomein.zoutleeuw@vlaamsbrabant.be](mailto:provinciedomein.zoutleeuw@vlaamsbrabant.be)  
 Website: [www.vlaamsbrabant.be/zoutleeuw](http://www.vlaamsbrabant.be/zoutleeuw)

In provincial domain Het Vinne, wheelchair users can follow a sensory experience path of 800m along the Sint-Odulphiusbeek stream, where you can use all your senses to enjoy nature's beauty. The bike rental company offers a number of bikes for people with a disability: a wheelchair bike, a duo-bike, tandems and low-step bikes. Furthermore, accessible cycling routes have been marked out departing from the domain. It is best to book the bikes in advance.

For the walks around the lake, there are 2 all-terrain wheelchairs available. You can also visit the herb garden which is accessible for the wheelchair user or book an

adapted herb activity with guide. So that everyone is given the opportunity to learn and to enjoy Het Vinne, existing activities can be adapted (in consultation with the requesters) to the needs of the target group.



### CYCLING

## Tienen - Grote Gete Route

Hamelendreef 78, 3300 Tienen  
 Tel.: +32 16 26 76 20  
 E-mail: [toerisme@vlaamsbrabant.be](mailto:toerisme@vlaamsbrabant.be)  
 Website: [www.toerismevlaamsbrabant.be/producten/fietsen/fietsproducten/grote-geteroute/](http://www.toerismevlaamsbrabant.be/producten/fietsen/fietsproducten/grote-geteroute/)

A 22 km cycling route departing from Recreatiedomein Viande in Tienen. The bike ride lets you see all the facets of this region: from city centre to vast countryside, from historic buildings to large industrial complexes, from hustle and bustle to complete tranquillity. Especially adapted for children with an impairment.

## Zoutleeuw - Stalen Ros Route

Ossenwegstraat, 3440 Zoutleeuw  
 Tel.: +32 16 26 76 20  
 E-mail: [toerisme@vlaamsbrabant.be](mailto:toerisme@vlaamsbrabant.be)  
 Website: [www.toerismevlaamsbrabant.be/producten/fietsen/fietsproducten/stalen-ros-fietsroute](http://www.toerismevlaamsbrabant.be/producten/fietsen/fietsproducten/stalen-ros-fietsroute)

The iron road, the old railway between Tienen and Diest, is now the bed for a wonderful cycling tour. From 1878 to 1957, rail passengers were able to admire this landscape. Now it is the turn of cyclists and walkers to feast their eyes on it. Starts at the Provincial Domain Het Vinne in Zoutleeuw. Make a loop along Linter and Geetbets via a green patchwork of farmlands spreading out left and right. Ride through the valley of the Grote Gete which sets the tone with quietness, the sounds of nature and, in the distance, the activity of a farmer or a forester.

Let yourself be tempted to sample seasonal local dishes in Bistro Het Vinne, accompanied by a delicious local beer. Would you like to hire an adapted bike? You can do so in Provincial Domain Het Vinne. They hire out women's bikes (also electric), children's bikes, tandems as well as a three-wheeler junior, a three-wheeler large, an electric wheelchair bicycle and an electric duo bike.

## Zoutleeuw - Vinneronde

Ossenwegstraat  
3440 Zoutleeuw  
Tel.: +32 16 26 76 20  
E-mail: [toerisme@vlaamsbrabant.be](mailto:toerisme@vlaamsbrabant.be)  
Website: <https://www.toerismevlaamsbrabant.be/producten/fietsen/fietsproducten/vinneronde-fietsroute/index.html>

This route leads you along valleys and orchards that are characteristic of the region. The icing on the cake is the centre of Zoutleeuw, the art shrine of Flemish Brabant. Leave from the Het Vinne Provincial Domain in Zoutleeuw.

Be tempted to sample seasonal local dishes in Bistro Het Vinne, accompanied by a delicious local beer. On the website you can find all information, a map and the gpx of the route.

Would you like to hire an adapted bicycle? You can do so in Provincial Domain Het Vinne. They hire out women's bikes (also electric), children's bikes, tandems as well as a three-wheeler junior, a three-wheeler large, an electric wheelchair bicycle and an electric duo bike.

### Information offices



## Visit Diest

Koning Albertstraat 16 a  
3290 Diest  
Tel.: +32 13 35 32 74  
E-mail: [visit@diest.be](mailto:visit@diest.be)  
Website: [www.visitdiest.be](http://www.visitdiest.be)



You reach the entrance via a 108 cm wide ramp. There is ample circulation space. There is a lowered information desk suitable for wheelchair users. Most leaflets and brochures are well within reach. There is an adapted toilet, but circulation space is tight and you may need some help for the doors on the route to the toilet.

## Regional Tourist Information Centre Tienen

Grote Markt 6  
3300 Tienen  
Tel.: +32 16 80 57 38  
E-mail: [toerisme@tien.be](mailto:toerisme@tien.be)  
Website: [www.toerisme.tien.be](http://www.toerisme.tien.be)



The information office is located in the glass extension of the Heritage Site. Here visitors have plenty of space to pick up or review information in peace. In addition to information and documentation about the Hageland,

Flanders and Wallonia, they also have information about cycling and walking trails. The Streekshop sells a wide range of regional products. You might need help on the cobble stones to the entrance. The entrance and the office itself are easily accessible. There is a lowered information desk suitable for wheelchair users, but the depth is limited. Most leaflets and brochures are well within reach, but you might need some help for the top rows. The space in the accessible toilet is very tight. However, you can make a sideward transfer and there are grab rails. The wash basin cannot be manoeuvred under with a wheelchair. There are adapted walks for people with a disability.

## AROUND ANTWERP - MECHELEN

### Museums and Attractions

#### Duffel - Fort Duffel

Mechelsebaan 249  
2570 Duffel  
Tel.: +32 15 22 82 33  
E-mail: [info@kempenslandschap.be](mailto:info@kempenslandschap.be)  
Website: [www.fortduffel.be](http://www.fortduffel.be)

Fort Duffel, or the 'Railway Fort', was built in 1886. It was part of a large outer ring of forts around Antwerp. In the experience centre, you get to know the history of the fort and its role during the First World War in an original way. Apart from the experience centre, the fort also houses Brasserie De Krone which is run by young people with an autism spectrum disorder. The fort is also a designated starting point for cycling and walking tours.

There are two adapted parking spaces. The fort is easily accessible. Turning space is rather tight in certain areas of the historic building, but overall it is easily accessible. You might need some assistance on a few inclines. Most experience elements are user-friendly. The texts and objects on display are clearly legible and visible. The brasserie and the terrace are accessible, although you may need assistance at the entrance. There is limited space to manoeuvre a wheelchair under the tables. The space at the entrance to the adapted toilet is rather narrow, but functional with assistance. The toilet is equipped with grab rails and has sufficient space. Customised guided tours are possible for different target groups.

#### Sint-Katelijne-Waver – Vegetable Museum 't Grom

Midzelen 25  
2860 Sint-Katelijne-Waver  
Tel.: +32 15 31 50 55  
E-mail: [info@tgrom.be](mailto:info@tgrom.be)  
Website: [www.tgrom.be](http://www.tgrom.be)



The Groentemuseum, 't Grom, is the first museum in Flanders to showcase vegetables and horticultural heritage. It aspires to introduce the general public to sustainable horticulture and horticultural heritage in a playful and interactive way. It also aims to inform and encourage visitors to eat healthy food and vegetables.

Located on an 18th-century farming site in 't Grom, you will discover all kinds of forgotten horticultural material. You can literally descend into the earth, discover how to grow vegetables, and see what attacks plants. You can listen to fairy tales, decipher proverbs, and learn all about the origin of vegetables. You will also learn about healthy food and our food culture, and you can use the cooking island and the meeting room.

Outside, in the beautiful gardens, you can walk around and look at typical greenhouses from the region, all kinds of vegetables in the vegetable garden, a weather station, an insect hotel and a beehive. The entrance to the museum is equipped with wide, automatic sliding

doors. The reception desk is not wheelchair accessible. The corridors in the barns are wheelchair accessible and sufficiently wide. It occasionally narrows in places, such as in the storage tunnel and at the exit of the 'under the ground' area. There is an adapted toilet near the reception. However, the space is quite small with limited transfer room. There is only one support bracket on the open side of the toilet.

The dolomite garden paths are sufficiently wide in all places. There are also some benches spread throughout the gardens. There are special adapted parking spaces near the entrance. The information texts are generally easy to read. Most showcases and exhibition furniture are easy to use and visible. Only the light box in the fairy-tale room is not easily accessible due to its limited size and the threshold.

The long access path has a natural guide line (paved path set against lawn). The garden paths are also clearly bordered. Auditory support is provided with the performance.

There are also various types of accompanying audio guides. There is an audio guide with fluorescent push buttons for the visually impaired. There is an audio guide with a neck loop for the hearing impaired.

## Information offices



### Tourism Sint-Katelijne-Waver

Lemanstraat 63  
2860 Sint-Katelijne-Waver  
Tel.: +32 15 30 50 00  
E-mail: [vrje.tijd@skw.be](mailto:vrje.tijd@skw.be)  
Website: [www.skw.be](http://www.skw.be)



The tourist information office is located in Sint-Katelijne-Waver's town hall. There are tactile orientation markings leading to the counter. It is also very accessible for

wheelchair users. Manoeuvring under the counter is possible. The corridors are sufficiently wide, but you must pass 2 doors, 83 and 77 cm wide, to get to the toilet. The space is large enough. Most of the brochures can be reached from a wheelchair. The toilet door is 82 cm wide. The toilet is well-adapted with sufficient space and 1 grab rail. The sink outside the restroom is easier to access than the one in the toilet.

## CAMPINE

### Museums and Attractions

### Heist-Op-Den-Berg – Accessible Hot-air Ballooning

Louis Van Bauwelstraat 20  
2222 Wiekevorst  
Tel.: +32 14 700 600  
E-mail: [info@wetravel2.eu](mailto:info@wetravel2.eu)  
Website: [www.ballonvarenisvooriedereen.be](http://www.ballonvarenisvooriedereen.be)

Hot-air ballooning is for everyone!  
Hot-air ballooning as a wheelchair user? Yes, you can do it too! The basket of the balloon is designed specifically for people with disabilities, but is also suitable for seniors with mobility problems, for example. The basket is equipped with a door. There are also baskets with seats. You do not have to worry at all – we've thought of everything!

Their partner is active throughout Belgium, so a hot air balloon ride in your own region is certainly possible. During the balloon ride, you can comfortably enjoy the calming view of nature. A truly unique experience! After landing, look back over your experiences with a glass of bubbly and receive a flight certificate as a souvenir.

We always try to land somewhere that is accessible for wheelchairs and support vehicles.

## Herentals - Hidrodoe

Haanheuvcl 7  
2200 Herentals  
Tel.: +32 14 44 26 44  
E-mail: [info@hidrodoe.be](mailto:info@hidrodoe.be)  
Website: [www.hidrodoe.be](http://www.hidrodoe.be)



Hidrodoe is also fairly easy to access, although you may need some help, especially with the slopes and doors. Everything is designed to suit children. The space for turning and moving at the door of the adapted toilet is narrow, but usable. There is sufficient space in the toilet and brackets are provided. The sink is limited in use for wheelchair users. The Watercafé is accessible and has tables suitable for wheelchair users.

Join us on a very special journey of discovery through water! Launch a hydrogen rocket, conjure up giant soap bubbles, build water dams and head outside to stroll under the water umbrella, ... you can try all of this yourself. Experience an exciting 4D film that takes you through the drinking water production process. More than 120 experiments make your trip to Hidrodoe a unique experience!

A number of lockers are reserved for people in wheelchairs. Soundproof headphones for highly sensitive people or a wheelchair can be borrowed free of charge at the counter. There is a first aid room which may be used for care.

People with a disability can park next to the entrance to Hidrodoe in the specially reserved parking spaces. So you can easily go inside. The other car park is a 10-minute walk from Hidrodoe. The entrance is easily accessible.

There are signs for the blind and visually impaired on the stairs. A visual step-by-step plan for people with autism is available at: <http://www.toerismevoorautisme.be/hidrodoe-stappenplan/>





©Kalmthoutse Heide - photographer Tom Linster

## Kalmthout - Kalmthoutse Heide - De Vroente – Bee-keeping Museum

Putsesteenweg 131  
2920 Kalmthout  
Tel.: +32 3 666 61 01  
E-mail: [bijenteeltmuseum@kalmthout.be](mailto:bijenteeltmuseum@kalmthout.be)  
Website: [www.bijenteeltmuseum.be](http://www.bijenteeltmuseum.be)



The centre is accessible for the wheelchair user and there is an adapted toilet. There are also 2 special wheelchairs with thick tyres and an electric all-terrain wheelchair available for walks in the Kalmthoutse Heide. These Wombats and the Cadweazle make a trip through the loose sand possible. You can borrow them free of charge for a couple of hours. Reservation in advance is recommended:

For the wombat (push yourself): Visit Kalmthout  
(tel. +32 3 666 61 01, [visit@kalmthout.be](mailto:visit@kalmthout.be))

For the cadweazle (electric): De Vroente  
(tel. +32 3 620 18 30, [devroente@vlaanderen.be](mailto:devroente@vlaanderen.be))

### Bee-keeping museum

Bee-keeping is an age-old tradition in the Kempen. In this museum you can learn more about the wonderful world of the bee and bee-keeping. The museum is accessible for the wheelchair user. A guided tour for people with a disability is possible on request. More info on: [www.bijenteeltmuseum.be](http://www.bijenteeltmuseum.be)

Due to planned renovations, bee-keeping museum Kalmthout and the buildings of Visit Kalmthout, De Vroente and Grenspark Kalmthoutse Heide will be (partly) closed. When planning a day trip, it is advisable to contact them about this. The visitors' centre of border park Kalmthoutse Heide can be found at the edge of the extensive nature reserve. Training centre for Nature & Environment De Vroente, bee-keeping museum Kalmthout, Visit Kalmthout info office: You can find all the ingredients for a day of nature experience here. The centre also has a beautiful exhibition about the heathland that is accessible at no charge to the public. Car parking is possible in the car park of Kalmthoutse Heide (also the car park of De Vroente and the bee-keeping museum) where there are 5 reserved parking spaces.

### The Training Centre for Nature & Environment De Vroente

De Vroente is situated at the main entrance to the Kalmthoutse Heide and is the visitors' centre for the border park 'Kalmthoutse Heide'. Walkers and nature lovers can come here with all their questions.

### Border park Kalmthoutse Heide

There are 2 semi-hardened paths for wheelchair users and prams, to be found by a border park entrance. The first path 'Klein Zwitserland' starts at the entrance De Vroente and runs through the Withoefse Heide. Along the way you come across a picnic table adapted for wheelchair

users. Another semi-hardened path starts at the Ravenhof entrance. This path leads you through the old castle garden.

In the Withoefse Heide, De Vroente has developed a path for the blind and visually impaired (see Vlinderpad). More info on: [www.grenspark.be/minder-mobiel](http://www.grenspark.be/minder-mobiel).

## Kalmthout – Provincial Children’s Museum Spike and Suzy

Beauvoislaan 98  
2920 Kalmthout  
Tel.: +32 3 666 64 85  
E-mail: [suskeenwiske@provincieantwerpen.be](mailto:suskeenwiske@provincieantwerpen.be)  
Website: [www.suskeenwiskemuseum.be](http://www.suskeenwiskemuseum.be)



The Suske & Wiske museum is located in the former villa of Willy Vandersteen. Take the Striptoer and complete the fun activities to find what are the ingredients of a good comic strip. This also marks the start of your own adventure, with some time travel thrown in for free, of course.

The museum is wheelchair accessible. You can make use of a Flemish sign language interpreter free of charge. All you have to do is let us know when you make your reservation which must be at least three weeks before your visit.



## Kapellen – Rail Biking

Fortsteenweg  
2950 Kapellen  
Tel.: +32 474 481 603  
E-mail: [reservatie@spoorfietsen.be](mailto:reservatie@spoorfietsen.be)  
Website: [www.spoorfietsen.be](http://www.spoorfietsen.be)

Looking for a fun activity for a family outing? Cycle 'in the wake of the military', from Kapellen to Brasschaat and back. Hop on a rail bike, listen to the instructions and pedal 5 km, to Kamp Noord in Brasschaat. En route, you zoom through the forest in a historically valuable

and unspoiled landscape. The route takes you through the De Uitlegger nature reserve and across the famous Tank Barrier, which was built in the 1930s. You will arrive at Perron Noord, a former military camp located next to Belgium's oldest military airport, about an hour later. Here you can enjoy a well-deserved break. Please notify the operators in good time of your arrival, so they can make the necessary preparations. You get to the rail bikes via a gently sloping concrete platform. There is a spacious flat area at the entrance to the family bikes and the group bikes. You get to the bikes via a movable ramp.

## Lier – Zimmer Museum

Zimmerplein 18b  
2500 Lier  
Tel.: +32 3 800 03 95  
E-mail: [info@zimmertoren.be](mailto:info@zimmertoren.be)  
Website: [www.zimmertoren.be](http://www.zimmertoren.be)



In the Zimmertoren and the Zimmerpavilion you can discover the life work of Louis Zimmer: the Jubilee Clock, the Astronomical Studio and the Wonder Clock. The former Cornelius tower, dating from the 14th century and which was part of the city wall at the time, was converted into the Zimmertoren in 1930.

The Zimmerpavilion was built in 1960. It was fully modernised in 2015 and supplemented with the electronic evolution of the timepiece since 1970, the year of Zimmer's death. For schools, an additional permanent exhibition was also organised around the STEM theme (Science-Technology-Engineering- Mathematics) with the 'perpetuum mobile' concept as the guiding principle. The Zimmerpavilion is accessible for wheelchair users and has adapted sanitary facilities. For wheelchair users who (unfortunately) cannot go into the tower, an audio-visual installation has been developed so that they too can see what is going on in the historic tower.

In front of the museum, there is a bronze scale model of the Zimmertoren with Braille lettering.

## Mol – Wheelwaver and Water Train

Zilvermeerhaven Port Aventura  
Zilvermeerlaan 9  
2400 Mol  
Tel.: +32 485 37 02 30  
E-mail: [crazyideevzw@yahoo.com](mailto:crazyideevzw@yahoo.com)  
Website: [www.crazyideevzw.be](http://www.crazyideevzw.be)

### WheelWaver (wheelchair boating):

This wheelchair boat has a fully electric drive and is easy to steer with a joystick. You can move around on the water completely independently in your own wheelchair.

Take the helm yourself, choose your own course and experience the peace and quiet on the water at your own tempo. Your partner or a companion can also come along, the choice is yours.

### FloatXpress (water train):

This unique water train is for everyone! Are there less mobile people in your party? No problem at all! They too can easily be taken on and off the water wagon from the beach or jetty and enjoy the trip from their own wheelchair.

## Nijlen - Briljante Kempen

Spoorweglei 42  
2560 Nijlen  
Tel.: +32 3 481 81 48  
E-mail: [info@briljantekempen.be](mailto:info@briljantekempen.be)  
Website: [www.briljantekempen.be](http://www.briljantekempen.be)



Discover the brilliant story of diamond cutting in the Kempen region at the Briljante Kempen visitor centre. The various tools and techniques used to cut a diamond are illustrated in a colourful way. You can also listen to testimonials of the diamond cutters.

The entrance is easy to reach and accessible. You may require some assistance to open the heavy door. The counter has a lowered section, with limited roll under clearance. There is a good lift to the upper floor.

The passageways are sufficiently wide. A holdable replica of the element with the cutting and polishing methods is available. The visitor centre also has a tablet that you can use on your lap or at the counter with roll under clearance to view information. Most objects and panels are easily accessible and visible or legible.

The turnaround space in the toilet is a bit tight, but otherwise the toilet is easy to use. Grab rails are provided and you have the necessary space on either side of the toilet. The wash hand basin has roll under clearance. Visual contrasts are provided. There are Braille symbols on the lift buttons. There is audio support for the videos and some info panels.

## Turnhout – Beguinage Museum

Begijnhof 56  
2300 Turnhout  
Tel.: +32 14 42 12 48  
E-mail: [begijnhofmuseum@turnhout.be](mailto:begijnhofmuseum@turnhout.be)  
Website: [www.begijnhofmuseum.be](http://www.begijnhofmuseum.be)

The beautiful beguinage in Turnhout is an island of tranquillity in the middle of the city. The site has quite rightly been declared a UNESCO World Heritage Site. In

the museum of the beguinage, time seems to have stood still. The museum takes you back to the lost world of the Beguines, with utensils and art objects that belonged to them. Beguines did not take a vow of poverty and they determined their own rules of life. Exceptional ladies! The Beguinage church is only accessible for groups and with a guide (by appointment via Toerisme Turnhout: +32 14 44 33 55).

## Museums and Attractions

### Lier - Beguinage

Begijnhofstraat  
2500 Lier  
Tel.: +32 3 800 05 55  
E-mail: [info@visitlier.be](mailto:info@visitlier.be)  
Website: <https://www.visitlier.be/nl/zien/begijnhof>

The beguinage of Lier was established in 1258 and is therefore one of the oldest in Flanders. Since 1998, it has been recognised as world heritage by UNESCO. Keep in mind there are many cobblestones.



©Couple on bank in beguinage Lier - photographer Sofie Coeynen

## Lier - Sint-Gummarus Church

Kardinaal Mercierplein  
2500 Lier  
E-mail: [kerkfabrieksintgummarus@telenet.be](mailto:kerkfabrieksintgummarus@telenet.be)  
Website: [www.sintgummaruskerktelie.be](http://www.sintgummaruskerktelie.be)

St. Gummarus Church was built on the site of a Romanesque parish church dedicated to St. John the Baptist. The construction of St. Gummarus Church began in 1378 and lasted about 200 years. The lower sections are thus pure Gothic, the middle baroque, and the tower rococo. Many Flemish artists have created works of art for the church over the centuries. St. Gummarus Church can be visited on Thursday, Saturday and Sunday from 2 p.m. until

5 p.m. From November 2022, the church will be closed for restoration work until Easter 2024.

The pavement next to the church and the entrance zone consists of semi-round cobblestones. There is a wide, but fairly steep ramp installed that spans across the door threshold. The double door can be fully opened. The cruciform church is very spacious with much circulation space. The nave, the side aisles, the transept and the ambulatory are all at the same level. The choir is two steps higher and can be reached via fairly steeply sloping surfaces. The choir chapels are one step higher, but are visible from the ambulatory. The treasury can only be reached via a fairly steeply sloping surface. Not all exhibits are clearly visible.

### Walking

## Geel – Town walk Geel (Tourism Geel)

Markt 1  
2440 Geel  
Tel.: +32 14 56 63 80  
E-mail: [toerisme@geel.be](mailto:toerisme@geel.be)  
Website: [www.visit-geel.be/stadswandeling](http://www.visit-geel.be/stadswandeling)

Not only in the countryside, but also in the centre of Geel, there is so much to experience! The 4 km long city walk takes you along the most beautiful spots and monuments of the 'Barmhartige Stede'. Let yourself be guided by the copper signposts and get to know the great diversity

that Geel has to offer: from old historic buildings, along cosy shopping streets and mysterious paths to oases of rest right in the centre of the city. The walk starts at the tourist office and city animation on the Markt.

You can discover the walk on your own with the help of an accompanying brochure.

The city walk is suitable for wheelchair users and prams. The accompanying brochure is available from the tourist information office and costs 3 euros.

## Heist-Op-Den-Berg – Provincial Green Area De Averegten

Boonmarkt 4a  
2220 Heist-op-den-Berg  
Tel.: +32 15 22 81 00  
E-mail: [averegten@provincieantwerpen.be](mailto:averegten@provincieantwerpen.be)  
Website:  
[www.provincieantwerpen.be/aanbod/dvt/averegten.html](http://www.provincieantwerpen.be/aanbod/dvt/averegten.html)

Of the various footpaths, the green route (3.3 km) has been specially constructed for wheelchair users, prams and joggers. This hardened path remains easily navigable, even after it has rained. The route is reserved for pedestrians. There are 2 accessible toilets at the Blokhut. Additionally, a number of picnic tables have been adapted to enable wheelchair users to sit comfortably at them. The adapted swing in the playground offers safe play

for children with a disability. The botanical garden is certainly worth a visit. The garden is pleasant and easily accessible for wheelchairs. The dolomite-hardened paths are easily navigable and well sign-posted.

Visitors can park with a card at the botanical garden car park (Boonmarkt 12). This car park is located 50 m from the Het Boshuis tavern. The tavern, according to the tourist office, is accessible and open every day from 12:00. Outside of school holidays, it is open from Wednesday to Sunday.

A visual step-by-step plan for people with autism is available: <https://www.toerismevoorautisme.be/portfolio/de-averegten-stappenplan/>

---

## Herselt – Provincial Domain Hertberg

---

Diestsebaan 28  
2230 Herselt  
Tel.: +32 14 55 88 00  
E-mail: [hertberg@provincieantwerpen.be](mailto:hertberg@provincieantwerpen.be)  
Website: [www.provincieantwerpen.be/hertberg](http://www.provincieantwerpen.be/hertberg) of  
[www.hertberg.be](http://www.hertberg.be)

Since it became the property of the provincial government of Antwerp in 2006, domain Hertberg, with its 236 hectares, has been the largest provincial green domain.

The domain is part of the former Merodebossen, an endless area of forest and nature. Located at the transition of Kempen and Hageland, the domain has a great deal to offer. For example, there are still some 'mountains' and the domain has been continuously forested since 1775 which is unique in Flanders. People can walk and cycle there. There is also a walking node network 'De Merode'. In the domain, there is also a hardened accessibility path in Vegecol for visitors with a wheelchair. This path is three kilometres long and can best be reached from the parking area of tavern Mie Maan, Diestsebaan in Herselt.

---

## Kalmthout – Butterfly Path

---

Putsesteenweg 129  
2920 Kalmthout  
Tel.: +32 3 620 18 30  
E-mail: [devroente.omgeving@vlaanderen.be](mailto:devroente.omgeving@vlaanderen.be)  
Website: <https://omgeving.vlaanderen.be/de-vroente>

In October 2018, a specially constructed path for the blind and visually impaired was opened on the Kalmthoutse Heide. The path is three kilometres long and runs through a varied landscape. Natural vegetation, tree sorts from the area, and where necessary borders and gullies, are the guiding principles on this path. You can start at

De Vroente, Putsesteenweg 129 in Kalmthout or at the station in Heide. Due to renovation work, the start at De Vroente has changed slightly. You can find more information about both starting points via this link: <https://omgeving.vlaanderen.be/de-vroente>. A special app and information points give the walker directions for the route. The app can be found under the name Vlinderpad. There are seven information points along the path. At each info point, facts about nature have been collected that the walker can feel.

---

## Kasterlee – Walking on Wheels

---

Markt 42  
2460 Kasterlee  
Tel.: +32 14 84 85 19  
E-mail: [toerisme@kasterlee.be](mailto:toerisme@kasterlee.be)  
Website: [www.visitkasterlee.be](http://www.visitkasterlee.be)

What is nicer than a lovely walk, enjoying the surroundings and the open air! Kasterlee wants to be an accessible (walking) municipality for everyone.

That is why a wheelchair path has been developed in Lichtaart. The hardened walking path runs through the wooded area and over the undulating landscape of the Witte Bergen and Hoge Berg of Lichtaart. You can opt for the full loop of 4.7 km or for a shortened loop of 2.7 km. Ask for your free brochure via [www.visitkasterlee.be](http://www.visitkasterlee.be) or by calling +32 14 84 85 19.

## Kasterlee – Winter Walks (Visit Kasterlee)

Markt 42  
2460 Kasterlee  
Tel.: +32 486 20 54 19  
E-mail: [info@vkvkasterlee.be](mailto:info@vkvkasterlee.be)  
Website: [www.wandelgemeente.be](http://www.wandelgemeente.be)

The Joëlette is a portable wheelchair that allows to tread also the ground that is difficult to pass with the help of 2 strong carriers. This means that the Joëlette is also usable for nature walks and mountain trips. You can rent a Joëlette from the organization IE from Kasterlee throughout the year.

IE has 4 Joëlettes and on demand, there are volunteers to guide the walk. In Kasterlee, winter walks take place every Sunday from November till April, each time the departure is from a different location. For each of these walks, a Joëlette can be rented. For more information about prices and Joëlette rental: <https://www.visitkasterlee.be/product/711/joelette-zuiderkempen>.

## Lier – Walks Around Lier

Grote Markt 58  
2500 Lier  
Tel.: +32 3 800 05 55  
E-mail: [info@visitlier.be](mailto:info@visitlier.be)  
Website: [www.visitlier.be](http://www.visitlier.be)

The Nazarethpad with a length of 5.9 km is partly accessible. With a 1 km diversion, it becomes fully accessible. The Havenpad of 3.3 km is fully accessible. The Pallieter-Polderpad is a polder walk of 5 km, accessible for prams and wheelchair users with

assistance. You start right from the Zimmer Museum on the Schapenkoppenplein and follow the white hexagon with green arrow.

The city walk Timmermanspad shows you the most beautiful historical sights of Lier and is 5.2 km in length. It is accessible for wheelchair users with assistance. You start at the town hall on the Grote Markt and follow the white hexagon with pink arrow.

## Mol – Provincial Recreational Domain Zilvermeer

Zilvermeerlaan 2  
2400 Mol  
Tel.: +32 14 82 95 00  
E-mail: [info@zilvermeer.be](mailto:info@zilvermeer.be)  
Website: [www.zilvermeer.be](http://www.zilvermeer.be)

Swimming, playing, playing sports, hiking, fishing and so much more, you can do it all at Zilvermeer. The domain is open year round from sunrise to sunset and has an extensive range of activities for the young and old. Five catering establishments and modern sanitary facilities guarantee a pleasant day. In addition to the accessible camping site and cottages you will also find custom diving possibilities, an accessible miniature golf terrain, adapted toilets and ample paved walking and biking trails.



## Oud-Turnhout - Landscape De Liereman

Schuurhovenberg 43  
2360 Oud-Turnhout  
Tel.: +32 14 42 99 66  
E-mail: [bc.deliereman@natuurpunt.be](mailto:bc.deliereman@natuurpunt.be)  
Website: [www.deliereman.be](http://www.deliereman.be)

In the middle of the Kempen region, nestled between Oud-Turnhout and Arendonk, is Landschap De Liereman, one of the oldest protected nature reserves in Belgium. Here you can walk between bone dry inland dunes and saturated bogs. In the visitors' centre at the edge of the reserve, you can enjoy a drink on the terrace or discover the shop with delicious regional products, a wide range of (nature) books, bird food, feeding systems and much more. Seven walking routes, a flock of sheep and a group of wild Konik horses and Shetland ponies make this an unforgettable excursion.

There are two adapted parking spaces near the visitor centre, which is easily accessible. It is possible to manoeuvre a wheelchair under part of the counter and the passageways are wide. Most of the experience elements are good to use and objects and texts are clearly visible and legible. The shop cafeteria and the terrace are also accessible. There are tables which are accessible for the wheelchair user. The turning space in front and inside of the adapted toilet is rather tight, but doable. There is adequate space next to and diagonally in front of the toilet. It is not possible to manoeuvre a wheelchair under the sink. There is a changing table in the women's toilet. There are two wombats - all-terrain wheelchairs - with which you can take a nature walk along the unhardened paths. Along the cycle path, you can also visit part of the area with a regular wheelchair. In 2017, a new viewing hut was placed 300 metres from the visitors' centre which is accessible both by wheelchair and by wombat. The path there is usually also doable with an ordinary wheelchair.

## Retie – Provincial Domain Prinsenpark

Kastelsedijk 5  
2470 Retie  
Tel.: +32 14 37 91 74  
E-mail: [prinsenpark@provincieantwerpen.be](mailto:prinsenpark@provincieantwerpen.be)  
Website: [www.provincieantwerpen.be](http://www.provincieantwerpen.be)  
(search for Prinsenpark)

For walkers and for those who want peace, Prinsenpark is an excellent destination with its 215 hectares. Prinsenpark is next to the state highway Retie-Geel (N118) and is at 4km from the town centre of Retie. Within the domain,

there are different signposted paths, including one that is accessible for wheelchair users, namely the red walk of 2.3km. There is an accessible toilet at the reception building. The park also has some ponds and a bird hide, and that is a real advantage for the park, especially during the migration of the birds, when you can observe many birds. Guided walks for groups can be requested. The park also organises regular events and walks which individuals can take part in. You'll find all the information on the website.

## Retie - Walking in Retie (city council Retie)

Markt 1  
2470 Retie  
Tel.: +32 14 38 92 30  
E-mail: [toerisme@retie.be](mailto:toerisme@retie.be)  
Website: [www.retie.be/wandelen](http://www.retie.be/wandelen)

The Dorpswandeling (Village Walk) is a themed walk suitable for wheelchair users:  
[www.retie.be/dorpswandeling](http://www.retie.be/dorpswandeling).

In the Provincial Domain Prinsenpark, the 2.3 km long red walking route is accessible for wheelchair users. There are 3 wheelchairs available in the Prinsenpark during opening hours. You can reserve one via +32 14 27 00 16 or [prinsenpark@provincieantwerpen.be](mailto:prinsenpark@provincieantwerpen.be).

Experience backpacks can also be borrowed on the red route from 2022 onwards. Information and reservations can be made via: <https://www.provincieantwerpen.be/aanbod/dvt/prinsenpark/belevingsrugzakjes/reservatieformulier-belevingsrugzakjes-.html>.

## Schoten – Quiet and Wheelchair Friendly Walks

Tel.: +32 3 680 32 54  
E-mail: [toegankelijk@schoten.be](mailto:toegankelijk@schoten.be)  
Website: [www.schoten.be/rolstoelwandeling](http://www.schoten.be/rolstoelwandeling)

The municipal council for people with a disability has marked out 10 walking routes that are accessible for the wheelchair user. The walks are signposted with red arrows and a wheelchair logo. You visit all the elements of the municipality along the route: the centre, the villa

districts, the canal and the Vordenstein nature reserve. On each walk there is a resting point and a toilet accessible for the wheelchair user. The distance varies between 2.3 and 4.4 km. You can download the walks via [www.schoten.be/rolstoelwandeling](http://www.schoten.be/rolstoelwandeling) or send an e-mail to [toegankelijk@schoten.be](mailto:toegankelijk@schoten.be) to request the free folder which is also available in the library and at the reception desk of the town hall in Schoten.

## Cycling

### Accessible Bike Loops in the Province of Antwerp

Koningin Elisabethlei 22  
2018 Antwerp  
Tel.: +32 3 240 63 90  
E-mail: [liesbet.dewit@provincieantwerpen.be](mailto:liesbet.dewit@provincieantwerpen.be)  
Website: [www.kempen.be/iedereen-fietst](http://www.kempen.be/iedereen-fietst)

Four pretty and fully accessible bike loops have been mapped out in the province of Antwerp, three near the Antwerp Camine region and one in Scheldeland. Not only the cycle routes themselves were considered, but also accessible sights and hospitality addresses (with or without adapted toilets) in the vicinity of the routes

were added. The result is a nice package, with cycle routes making a loop, starting and finishing at accessible lodging. In this way, people with reduced mobility can use them for a nice weekend or short break. The routes are accessible for hand bikers, but people who are easily fatigued, parents with bicycle trailers and tandem cyclists can also benefit. You can find the cycling routes and tourist information with concise accessibility information in Dutch at [www.kempen.be](http://www.kempen.be) and [www.scheldeland.be](http://www.scheldeland.be). The accompanying detailed records with information about the accessibility of attractions and restaurants per loop can also be downloaded there (in Dutch).






## Car & Motorcycle

### Abbey Route: An Itinerary by Car for Everyone

Koningin Elisabethlei 22  
2018 Antwerp  
Tel.: +32 3 240 63 90  
E-mail: [liesbet.dewit@provincieantwerpen.be](mailto:liesbet.dewit@provincieantwerpen.be)  
Website: [www.kempen.be/route/abdijenroute](http://www.kempen.be/route/abdijenroute)

Ten centuries old and still as fascinating as ever: the Norbertine abbeys of the Tongerlo, Postel and Averbode left their mark on the life and landscape of the Kempen. After a tumultuous history – even experiencing closure during the French Revolution – today they are an oasis of peace and reflection. Follow the blue-and-white signs of this car route and discover inspiring stories

and remarkable heritage. Take a look in the museums or visitors' centres, take a guided tour, walk around the various focal places around the domain and enjoy something nice on the terrace of the Abbey. Discover the brochure and accompanying map on [www.kempen.be](http://www.kempen.be). Visiting with a wheelchair, pram or other wheels? No problem either! A score of sights and bistros along the route have been screened for accessibility. Current detailed information per building and extra tips for accessible excursions can be found on [www.kempen.be](http://www.kempen.be). The map identifies the accommodation in the area which has been awarded an accessibility label. This allows you to put together a tailor-made trip yourself.



## Food and drinks

### Brasschaat - Hotel Dennenhof - Restaurant

Bredabaan 940  
2930 Brasschaat  
Tel.: +32 3 663 05 09  
E-mail: [info@dennenhof.valk.com](mailto:info@dennenhof.valk.com)  
Website: [www.hoteldennenhof.be](http://www.hoteldennenhof.be)

The restaurant at Hotel Dennenhof is easily accessible and has a terrace that can be easily accessed. There are tables adapted to wheelchairs. There is enough space next to, in front of and diagonally in front of the toilets. Two grab rails are provided.

### Geel - La Belle

Bel 162  
2440 Geel  
Tel.: +32 14 70 84 51  
E-mail: [info@la-belle.be](mailto:info@la-belle.be)  
Website: [www.la-belle.be](http://www.la-belle.be)

The entrance has a small 4 cm threshold. The entrance space is tight so you will need some assistance. The inside door is 82 cm wide. Inside there is sufficient space. Tables that are high enough for a wheelchair to manoeuvre under are available. There is no adapted toilet.

Star cuisine with a focus on selected wines in the picturesque village of Bel. First-class products are processed with grace by Chef Peter Vangenechten into culinary gems with varying structures and an eye for detail.

### Turnhout - Amu

Patersstraat 79  
2300 Turnhout  
Tel.: +32 14 41 24 89  
E-mail: [info@amu-turnhout.be](mailto:info@amu-turnhout.be)  
Website: [www.amu-turnhout.be](http://www.amu-turnhout.be)

products and surprising tastes. Chef Marjanne Moonen's kitchen was awarded a 'Bib Gourmand' in 2015 for excellent value for money.

Refined amuses in an intimate, jazzy interior with a 100% female team. Mediterranean-inspired dishes, with strong

There is a 6 cm threshold at the entrance. The doors are wide enough. The tables are not easy to place wheelchairs under because of a central table leg. There is no adapted toilet.

### Turnhout - Brasserie Stadspark

Parklaan 56  
2300 Turnhout  
Tel.: +32 14 43 87 87  
E-mail: [info@stadspark.be](mailto:info@stadspark.be)  
Website: [www.stadspark.be](http://www.stadspark.be)

The café-restaurant is divided into three zones: front section, rear section and a terrace. There is not much manoeuvring space in front of the door to the terrace. The tables have an inadequate depth for those in a wheelchair. There is one toilet block in the café-restaurant with an adapted toilet. In front of the door to the adapted toilet, there is limited space to manoeuvre.

## Information offices



### Tourism - VVV Balen vzw

Bevrijdingsstraat 1  
2490 Balen  
Tel.: +32 14 74 40 50  
E-mail: [info@ontdekbalen.be](mailto:info@ontdekbalen.be)  
Website: [www.ontdekbalen.be](http://www.ontdekbalen.be)



The space next to the latch for the door of the toilet is narrow. There is plenty of space for moving and turning next to the toilet. The space in front of the toilet is 97 cm. Supports have been fitted. At the sink, there is 105 cm of room for manoeuvring. There are spacious custom parking places available.

The access paths and entrance are readily accessible. The reception desk has a lowered and wheelchair-friendly section. The passageways are sufficiently wide. The leaflets and brochures are easy to reach. The exhibition hall is very spacious. The space is arranged in line with the exhibition.

### Tourism Essen

Moerkantsebaan 50  
2910 Essen  
Tel.: +32 3 677 19 91  
E-mail: [info@vvvessen.be](mailto:info@vvvessen.be)  
Website: [www.vvvessen.be](http://www.vvvessen.be)



We aim to provide excellent service thanks to our interactive multimedia, brochures and expertise. Part of the access path consists of flat cobblestones. The circulation space in the entrance hall is small, but usable. The office is easily accessible. There is a lowered counter that is accessible for the wheelchair user. The topmost leaflets are not easy to reach on all leaflet racks. The computer is accessible for the wheelchair user. The film is operated by the counter personnel.

Visit the “De Tasberg” reception centre where they will answer any questions you have about Essen and the surrounding area. It’s also a great place to get inspiration to add a creative twist to your stay in Essen.

### Tourism Heist-op-den-Berg

Postweg 6  
2220 Heist-op-den-Berg  
Tel.: +32 15 25 15 82  
E-mail: [toerisme@heist-op-den-berg.be](mailto:toerisme@heist-op-den-berg.be)  
Website: [www.heist-op-den-berg.be](http://www.heist-op-den-berg.be)



are well accessible. There is a lowered information desk suitable for wheelchair users. To have a look at the information wall behind the counter, you have to pass an aisle of 94 cm wide. The top information on the wall is perhaps a bit hard to read. Most leaflets and brochures are easily accessible, but from a wheelchair you cannot reach the top rows. There is an adapted toilet with enough space and grab rails. The wash basin is small and there isn’t sufficient clearance for wheelchair users.

You will find all kinds of tourist information about sights, accommodation, walking and cycling brochures at the tourist office. You might need help to open the somewhat heavy door. Furthermore, the entrance and the office

## Tourism Herentals

Grote Markt 35  
2200 Herentals  
Tel.: +32 14 21 90 88  
E-mail: [toerisme@herentals.be](mailto:toerisme@herentals.be)  
Website: [www.herentals.be/toerisme](http://www.herentals.be/toerisme)



The entry door opens automatically. You will probably need some help with an interior door. The reception desk is low and provides knee/toe space for wheelchair users. The circulation space is sometimes cramped, but still usable. The majority of the flyers and brochures are within reach, although some are too high up.

The tourist office is located in the restored 't Schaliken city brewery in the heart of Herentals.

## Tourism Kasterlee

Markt 42  
2460 Kasterlee  
Tel.: +32 14 84 85 19  
E-mail: [toerisme@kasterlee.be](mailto:toerisme@kasterlee.be)  
Website: [www.visitkasterlee.be](http://www.visitkasterlee.be)



The entrance is easily accessible. There is sufficient space. The desk can accommodate wheelchairs. The interactive elements, objects on display and leaflets are easily accessible and useable. The accessible toilet has sufficient space and grab rails. Texts can be changed to different sizes. There is also a tablet with all the information. There are also visual contrasts and tactile markers.

## Visit Lier

Grote Markt 58  
2500 Lier  
Tel.: +32 3 800 05 55  
E-mail: [info@visitlier.be](mailto:info@visitlier.be)  
Website: [www.visitlier.be](http://www.visitlier.be)



On the way to the sanitary facilities you have to pass through a door with a width of 83 cm. On the first floor, you may need some assistance at a door. The leaflets at the counter are easy to reach. The space is sometimes a little tight by the digital screens. For a standing screen with walking information, there is an alternative in the form of printed cards at the sit desk.

Visit Lier is located in the historic town hall of Lier. The surface of the access path consists of flat cobblestones. There is an alternative step-free entrance at the back of the town hall. Visitors have to sign in here. The push button is somewhat difficult to reach. An employee will then escort you to the lift. There is adequate space inside. The counter has a lowered part accessible for the wheelchair user. A good lift, with indications in Braille, takes you to the different levels. The passageways are of sufficient width.

A wheelchair is available. Some walks are suitable for prams and wheelchairs. There is a good accessible toilet with sufficient space and grab rails. The wash hand basin has roll under clearance. There are Braille buttons in the lift. Colour contrasts are largely present. The city has provided a tactile model of the tower at the Zimmertoren. Guides are available for the blind and the visually impaired and for people with dementia.

## Tourism Malle

Antwerpsesteenweg 246  
2390 Malle  
Tel.: +32 3 310 05 14  
E-mail: [toerisme@malle.be](mailto:toerisme@malle.be)  
Website: [www.toerisme-malle.be](http://www.toerisme-malle.be)



door. The office is reasonably accessible. There is a lowered information desk of 84 cm wide, suitable for wheelchair users. Most leaflets and brochures are well within reach. The displayed objects are well visible. There is an adapted toilet in the municipal hall, but it is too small for most wheelchair users. A grab rail is fitted. Wheelchairs cannot fully be manoeuvred under the wash basin.

A ramp runs close to the entrance, but it doesn't constitute a problem because of the automatic sliding

## Colonies of Wortel and Merksplas

Kapelstraat 10  
2330 Merksplas



The world's most extraordinary places can be found on the UNESCO World Heritage List. In Wortel (Hoogstraten, near the Dutch border), the so-called Kolonie van Wortel (Colony of Wortel) has now also received World Heritage recognition. For anyone who love tranquillity in green surroundings, this is a piece of heaven on earth. If you want to know more about the purpose of a 'vagrant colony' and what everyday life there was like, the visitors' centre in neighbouring Merksplas is certainly worth a visit.

There are 10 adapted parking places. The entrance path consists of flat cobblestones and dolomite. You come inside via an automatic sliding door. There is adequate

space inside. On level +1 and +2, multi-functional spaces can be found. These can be reached via a platform lift and a staircase. On level +2, the lift is too small in order to be able to turn and the call button is in the corner. +1 is easy to reach. Most experience elements and information boards are within reach and usable.

The brasserie is easy to reach. The tables are partly accessible for wheelchair users thanks to the centre leg. The terrace can be reached via the brasserie (2.5 cm step), via the hall or the outdoor paths. The adapted toilet is spacious enough, but in front of the toilet bowl the moving space is limited by the washbasin. There is 114cm between toilet and washbasin. The toilet has 2 grab bars. The washbasin is accessible for the wheelchair user.

## Tourism Turnhout

Grote Markt 44  
2300 Turnhout  
Tel.: +32 14 44 33 55  
E-mail: [toerisme@turnhout.be](mailto:toerisme@turnhout.be)  
Website: [www.toerismeturnhout.be](http://www.toerismeturnhout.be)



There is always something going on in Turnhout. The bustling city centre is also surrounded by pristine greenery, making it an ideal location for a hike or a cycling trip. For more information, please visit our office!

The entrance is accessible. It is possible to manoeuvre under the lowered counter. You may need some assistance on a transverse incline and an incline en route to the counter. Hier en daar is de circulatieruimte nipt, maar wel bruikbaar. The turning space is tight in places, but doable. It is possible to manoeuvre under the large table in the middle of the office. The brochures and exhibited objects are mostly accessible and visible. You can request custom guided tours.

## Tourism Wuustwezel

Dorpsstraat 36  
2990 Wuustwezel  
Tel.: +32 3 690 46 43  
E-mail: [toerisme@wuustwezel.be](mailto:toerisme@wuustwezel.be)  
Website: <https://www.wuustwezel.be/toerisme-wuustwezel>



As the 'Gateway to the countryside' we are on hand to assist visitors so they can explore our beautiful rural municipality. There are two accessible parking spaces.

The path to the entrance and entrance are easily accessible. The desk can be manoeuvred under by wheelchair users. There is sufficient space. Most leaflets and interactive elements are easily accessible. There is a good, accessible toilet with sufficient space and grab rails. The wash basin cannot be manoeuvred under with a wheelchair but is close to the corner.

## RIVER MEUSE REGION

### Museums and Attractions

#### Maaseik - Museums Maaseik

Markt 45-46  
3680 Maaseik  
Tel.: +32 89 81 92 90  
E-mail: [musea@maaseik.be](mailto:musea@maaseik.be)  
Website: [www.museamaaseik.be](http://www.museamaaseik.be)

The Pharmacy Museum and the Regional Archaeological Museum are accessible. There is a wheelchair lift at the entrance. They have an adapted, but cramped toilet. Assistance may be required on the slopes. The Discovery Room is accessible to wheelchair users via a lift. Assistant and guide dogs are welcome.

#### Maasmechelen - Terhills, The Gateway to National Park Hoge Kempen

Zetellaan 54  
3630 Maasmechelen  
Tel.: +32 89 44 04 44  
E-mail: [terhills@nationaalpark.be](mailto:terhills@nationaalpark.be)  
Website: [www.terhills-nationaalparkhogekempen.be](http://www.terhills-nationaalparkhogekempen.be)

Welcome to the place where, more than a quarter of a century ago, the Eisdan coal mine was still operating at full speed. These days, the landscape looks completely different and you can enjoy a surprising landscape of 'mountains and lakes' with spectacular panoramas. Let yourself be surprised in Terhills by a special piece of nature in Flanders. You do not have to climb the slagheap of the mine for a beautiful view.

A 1.5 km long semi-hardened walking path takes you to the shore of the old gravel lake, from where you also have a beautiful view. In the reception building there is a cafeteria with an outdoor terrace. Next to it is a playground surfaced with wood chippings. You may need assistance with opening the heavy doors of the visitors' centre. During opening hours, these doors normally stand open and the reception staff are happy to lend a hand.

Aside from the doors, it is easily accessible. The counter is accessible for the wheelchair user to some extent. At this part you can see the walking map of the site. The café is also accessible, but the terrace is partly covered with wood chips. There is an easily accessible toilet, even though the foldable grab rail is a little high. Several pieces of equipment in the play area for the youngest children can also be used by children with limited mobility. Wheelchair users who cannot get out of their chairs may have difficulty reaching the equipment because of the surface.

The internal signage texts are generally in good contrast with the background and have a large font.



## Walking

### Dilsen-Stokkem - Visitor Centre De Wissen - Tourism

Negenoordlaan 2  
3650 Dilsen-Stokkem  
Tel.: +32 89 75 21 71  
E-mail: [toerisme@dilsen-stokkem.be](mailto:toerisme@dilsen-stokkem.be)  
Website: [www.toerisme-dilsen-stokkem.be](http://www.toerisme-dilsen-stokkem.be)

De Wissen is an ideal starting point for discovering the Maasland region: The brand new Visitors' Centre De Wissen will open its doors this year, allowing tourists to (re)discover this location in a unique way. The building is in 3 parts. On the ground floor, there will be a reception area for visitors and tourists; on the first floor, you will get a first look at the culture, nature and history of the area while, on the roof of the tower, there will be a viewing platform with a panoramic view of the

surrounding area. It will be an eye-catcher that is visible from afar on the cycle route network and will invite people to this exceptional area of the Maasvallei River Park.

The De Wissen site also has a guest house, a brasserie, hardened walking routes, bikes for hire, whisper boats and camping rafts. An extra trump card is the watchtower in the walking area Negenoord in Stokkem.

The watchtower gives you a beautiful view over the Maasvallei River Park and can be reached via a good footpath. This walking area is situated next to the Visitors' Centre De Wissen There is an accessible public toilet.

### Lanaken - Domain Pietersheim

Neerharenweg 12  
3620 Lanaken  
Tel.: +32 89 71 21 20  
E-mail: [visit@lanaken.be](mailto:visit@lanaken.be)  
Website: [www.visitlanaken.be](http://www.visitlanaken.be)

Lanaken has a distinctly green character. You can enjoy the peace, open character and beauty of the nature to your heart's content. The adventure in the Hoge Kempen National Park starts from Domein Pietersheim. This is one of the 9 entrances to the Park. There you can get not only all the necessary information about visiting the park, but information about accessible attractions and facilities that are more than worth it in themselves. You will also travel back in time through the beautiful heritage that is present. One example is the medieval Waterburcht, the silent witness to the glorious and tumultuous battles of the Lords of Pietersheim. A hovering walkway - which is also accessible for wheelchair users - allows visitors to discover all the hidden corners of the castle.

Moreover, Domein Pietersheim is a real experience garden for young and old. With the presence of the children's farm, the gnome walk and the playground with terrace, everyone will find something to their liking here.

At the children's farm, you can discover all kinds of different farm animals and immerse yourself in farm life through interactive games. The gnome walk has been one of our best attractions for years. On this walk, children get to know our smallest inhabitants, the gnomes. During this 3 km walk, you are invited to take part in a variety of games. Colourful information boards provide further explanation. After the walk, parents and grandparents can relax on the terrace, while their children can have fun on the playground, which is partly adapted for children with a disability.

People using a wheelchair will need a push along the gravel path leading up to the entrance. A helping hand will also be useful for opening some of the heavy doors. Via the floating pathway - which is wheelchair accessible - you are able to visit every hidden nook of the castle, except for the cellar-chapel and gate tower. The mystery tour is supplemented here and there by informative modules that use an original approach to telling you about various parts of the Pietersheim story.



The interactive play elements can not always be operated independently by wheelchair users.

The park also has a children's farm and a playground with a few accessible toys. The activity tower is connected to three other toys via a tread. Children in a wheelchair can map out their own track between the different toys. The various toys let them take part in different games at sitting height. There is also a sandbox at sitting height, so that children in a wheelchair can easily join.

## Food and drinks

### Maaseik - Restaurant De Wintertuin (Castle of Wurfeld)

Kapelweg 60  
3680 Maaseik  
Tel.: +32 89 56 81 36  
E-mail: [info@kasteelwurfeld.be](mailto:info@kasteelwurfeld.be)  
Website: [www.kasteelwurfeld.be](http://www.kasteelwurfeld.be)

The restaurant of the castle of Wurfeld is in the winter garden. There is enough circulation space and tables adapted to wheelchairs. Enough room next to, in front of and diagonally in front of the toilet. 2 grab rails are provided.

## Information offices



### Visit Maasmechelen

Zetellaan 35  
3630 Maasmechelen  
Tel.: +32 89 76 98 88  
E-mail: [visit@maasmechelen.be](mailto:visit@maasmechelen.be)  
Website: [www.visitmaasmechelen.com](http://www.visitmaasmechelen.com)

Visit Maasmechelen is dedicated to welcoming visitors from our municipality, as well as tourists. Here, you will find all the information you need about Maasmechelen, Maasland and Limburg. Visit our shop for cycling and walking maps and more.

The entrance and the building itself are easily accessible. There is a low information desk suitable for wheelchair users. Most leaflets and brochures are easily accessible. The toilet is spacious and has grab rails, although the sideward space is not optimal. The wash basin is difficult to manoeuvre underneath due to the short depth.

## HASPENGOUW AND HASSELT

### Museums and Attractions

#### Hasselt – Jenever museum

Witte Nonnenstraat 19  
3500 Hasselt  
Tel.: +32 11 23 98 60  
E-mail: [jenevermuseum@hasselt.be](mailto:jenevermuseum@hasselt.be)  
Website: [www.jenevermuseum.be](http://www.jenevermuseum.be)

After your visit to the Jenever Museum you will know everything there is to know about this local spirit. The Jenevermuseum pays attention to the body and mind, offering a great museum experience. The museum, an exhibition, a workshop, a tasting or a performance: all designed to teach you more as you sip yet another jenever. You can also see the master and apprentice distiller at work, distilling jenever in the late 19th century / early 20th century steam-powered distillery. No visit to the Jenevermuseum or to a temporary exhibition would be complete without a shot of jenever in the tasting room.

The museum is largely accessible. You may need help on the cobblestones to the entrance. In the museum itself, most of the rooms are accessible with the wheelchair. Where this is not the case, an alternative is provided to be able to view the information. The Metabox is only accessible for someone who can fit through a passageway of 70 cm wide and has help to take the ramp. You may also need help in the adapted toilet because of the limited space and difficultly placed grab rails. Some texts may be too small to read, but you can also get the texts in a large font in the museum itself or download them on the website.



## Hasselt – Fashion Museum

Gasthuisstraat 11  
3500 Hasselt  
Tel.: +32 11 23 96 21  
E-mail: [modemuseum@hasselt.be](mailto:modemuseum@hasselt.be)  
Website: [www.modemuseumhasselt.be](http://www.modemuseumhasselt.be)



The museum does not have a permanent collection on show but instead organises an exhibition twice a year with pieces from its collection, as well as pieces on loan from other museums and international fashion houses. During these exhibitions, a wide spectrum of subjects within the history of fashion and clothing are explored, often in collaboration with other disciplines such as art, photography and design.

Let the history of fashion and contemporary designers inspire you at the Hasselt Fashion Museum. The Hasselt Fashion Museum is housed in the former convent of the Grauw sisters, a protected building situated on Hasselt's 'Green Boulevard'.

Hasselt Fashion Museum is one of the few museums in the Low Countries that is dedicated exclusively to clothing and fashion. The collection includes around 18,000 items of clothing and accessories.

In 2022, the museum is hosting DressUndress, an exhibition that encourages you to think about how the body is revealed and concealed and how this has evolved over time. The exhibition runs until the end of November. Very good access via ramps and a lift. The adapted toilet is rather small.

## Tongeren - Gallo-Roman Museum (GRM)

Kielenstraat 15  
3700 Tongeren  
Tel.: +32 12 67 03 30  
E-mail: [grm@stadttongeren.be](mailto:grm@stadttongeren.be)  
Website: [www.gallooromeinsmuseum.be](http://www.gallooromeinsmuseum.be)

At the Gallo-Roman Museum you can discover the many-faceted history of humankind, from prehistoric times until the end of the Roman Empire. The museum is easily accessible, with wide paths, spacious lifts and disabled-friendly toilets. A programme has been developed for blind and visually impaired visitors. Under supervision of a guide, participants can feel, smell and taste our Roman past through specially developed replicas and Gallo-Roman cuisine. Must be booked in advance.



©Gallo Romeins Museum - Toerisme Tongeren



©Gallo Romeins Museum - Toerisme Tongeren



©Gallo Romeins Museum - Toerisme Tongeren

## Monuments and buildings

### Hasselt – Cultural Centre Hasselt

Kunstlaan 5  
3500 Hasselt  
Tel.: +32 11 22 99 31  
E-mail: [kaartverkoop@ccha.be](mailto:kaartverkoop@ccha.be)  
Website: [www.ccha.be](http://www.ccha.be)

Has an accessible theatre café where meals and snacks can be obtained, info on [www.theatercafe.be](http://www.theatercafe.be). There is also an accessible toilet. The concert hall and theatre are also accessible for the wheelchair user, but reservations should be made in advance via [kaartverkoop@ccha.be](mailto:kaartverkoop@ccha.be). A hearing loop is available for visitors with a hearing impairment. The exhibition areas are also accessible. More info via [https://www.ccha.be/praktisch/praktisch\\_algemeen/toegankelijkheid/](https://www.ccha.be/praktisch/praktisch_algemeen/toegankelijkheid/).

## Walking

### Hasselt – Japanese Garden

Gouverneur Verwilghensingel 15  
3500 Hasselt  
Tel.: +32 11 23 52 00  
E-mail: [japansetuin@hasselt.be](mailto:japansetuin@hasselt.be)  
Website: [www.japansetuin.be](http://www.japansetuin.be)

Fancy picnicking under the cherry blossoms, or just meditating at the waterfall or the peace bell? Whether you are looking for tranquillity or just a day full of experience, you can do it all at one of the largest (2.5 ha) authentic Japanese gardens in Europe. Easily accessible, but assistance may be required on the steeper slopes. The stepping stones at the waterfall are not accessible for the wheelchair user, but an alternative route is provided. The bridge towards the Ceremoniehuis is bordered at both ends by steps and there is no ramp, so assistance is required. There is an adapted toilet. Two wheelchairs are available at the check-out but these have to be booked in advance.



### Bilzen – Accessibility Path Alden Biesen

Landcommanderij Alden Biesen  
Kasteelstraat 6  
3740 Bilzen  
Tel.: +32 89 51 93 61  
E-mail: [toerisme@bilzen.be](mailto:toerisme@bilzen.be)  
Website: [www.alden-biesen.be](http://www.alden-biesen.be)

An accessibility path was created through the orchards of Alden Biesen Castle to enable persons with a mobility impairment, in a wheelchair, or wheeling a buggy to enjoy the lovely natural surroundings. There is also a

picnic area. An accessibility path is also been made in the English garden. In the immediate vicinity of Alden Biesen you can take a 4-km walk (signposted with a green rectangle), that is also suited for people with mobility issues and pushchairs. A guided visit to Alden Biesen is also possible for wheelchair users. The guide adapts the route and you can use the lift on the court of honour to visit the castle. You can use some help here and there. There is also a scale model near the reception point where you can feel the whole site. This gives you a nice overall picture of this impressive domain.

## Food and drinks

### Hasselt - Brasserie De Groene Hendrickx

Zuivelmarkt 25  
3500 Hasselt  
Tel.: +32 11 28 82 15  
E-mail: [groene@lodge-hotels.be](mailto:groene@lodge-hotels.be)  
Website: [www.lodge-hotels.be](http://www.lodge-hotels.be)  
> Brasseries > De Groene Hendrickx

The brasserie of the hotel of the same name has enough circulation space and a table adapted to wheelchairs. Narrow circulation space at the door and toilet, but enough for use. Enough room next to and diagonally in front of the toilet, in front of the toilet it is limited (98cm). Two grab rails are provided.

### Hasselt - De Kwizien

Jeneverplein  
3500 Hasselt  
Tel.: +32 11 24 23 44  
E-mail: [info@dekwizien.be](mailto:info@dekwizien.be)  
Website: [www.dekwizien.be](http://www.dekwizien.be)

Culinary haven in the heart of Hasselt with contemporary cuisine on the menu. With classic cuisine as its basis, the young team at De Kwizien creates dishes with a modern character. An Asian wink is never far away.

You will need assistance on the only ramp in the public areas. The opening in the double entrance door is only 76 cm wide and heavy to open by yourself. If necessary, the second door can be opened. Turning space through the door frame and the entrance hall is tight. The dining room itself is easily accessible. The tables are limited for wheelchair access (67 cm high). The terrace is threshold free and accessible. It is possible to manoeuvre a wheelchair under the new tables on the terrace. There is a more spacious, but for most people using a wheelchair inadequately accessible toilet.

### Hasselt - Greenhouse Bistro (Radisson Blu Hotel)

Torenplein 8, 3500 Hasselt  
Tel.: +32 11 77 00 00  
E-mail: [info.hasselt@radissonblu.com](mailto:info.hasselt@radissonblu.com)  
Website: [www.radissonblu.be/hotel-hasselt/restaurants-en-bars](http://www.radissonblu.be/hotel-hasselt/restaurants-en-bars)

Restaurant of the Radisson Blu Hotel, Hasselt. Narrow space at the buffet, but sufficient for use. Tables adapted to wheelchair users are present. Sufficient space next to (88cm), in front of and diagonally in front of the toilet. Two grab rails are provided.

## Information offices



### Visit Hasselt

Maastrichterstraat 59  
3500 Hasselt  
Tel.: +32 11 23 95 40  
E-mail: [visit@hasselt.be](mailto:visit@hasselt.be)  
Website: [www.visithasselt.be](http://www.visithasselt.be)



The entrance and the building itself are easily accessible. There is a lowered information desk suitable for wheelchair users, but it cannot be fully manoeuvred

under. The adapted toilet in the adjoining building is accessible from the street and via the dividing door to the information office with a ramp. The door to the toilet is 79 cm wide. The washbasin limits the space in front of the toilet, but otherwise there is enough room. Grab bars are provided. Most of the leaflets and brochures are accessible from a wheelchair, sometimes you may need some assistance. There is always someone available behind the counter for more information or help.

### Tourism Riemst

Tongersesteenweg 8, 3770 Riemst  
Tel.: +32 12 44 03 75  
E-mail: [toerisme@riemst.be](mailto:toerisme@riemst.be)  
Website: [www.riemst.be](http://www.riemst.be)



You might need help to operate the platform lift to the entrance. The door is 84 cm wide. There is a lowered information desk suitable for wheelchair users with a 40 cm depth. There is sufficient circulation space everywhere. The leaflets and the brochures are well within reach. The toilet is also easily accessible.

### Tourism Sint-Truiden

Grote Markt, 3800 Sint-Truiden  
Tel.: +32 11 70 18 18  
E-mail: [info.toerisme@sint-truiden.be](mailto:info.toerisme@sint-truiden.be)  
Website: [www.visitsinttruiden.be](http://www.visitsinttruiden.be)



Sint-Truiden has been a welcome point for tourists in Westelijk Haspengouw for many years and is also known as the capital of Haspengouw. Since June 2011, Toerisme Sint-Truiden has been located in the halls of the former town hall and has a total surface area of almost 300m<sup>2</sup>. Here, you can find a comprehensive information zone where tourists and residents from the region can find all the information they need to fill their free time with recreational activities. In the beautiful experience zone, visitors can sit at a large table, read the tourist guide and study the cycling and walking maps or take a look at the beautiful images of the region that are displayed on the video wall.

The entrance is easily accessible. There is sufficient space for circulation. The reception desk has a lower section with knee/toe space for wheelchair users, but the depth is limited. There is a platform lift operated by employees that can be used to cross over the change in levels between the shop and visitor centre on one side and the toilet on the other. You may need some assistance on the ramp leading up to the first lift. Most of the leaflets and brochures are within easy reach, but the top rows cannot be reached from the wheelchair. The heavy door to the toilet is difficult to open without assistance. There is a space for manoeuvring next to the toilet that is 84 cm wide; the space in front of the toilet is 117 cm wide. Grab rails are available.

### Tourism Tongeren

Via Julianus 2, 3700 Tongeren  
Tel.: +32 12 80 00 70  
E-mail: [info@toerismetongeren.be](mailto:info@toerismetongeren.be)  
Website: [www.tongeren.be](http://www.tongeren.be)



The entrance can be easily accessed. The reception desk has a lowered but restricted access wheelchair-friendly section. The passageways are wide enough and the different levels are bridged with good slopes.

The works of art in the chapel are not visible to everyone. The interactive information table has limited wheelchair access and the space is narrow, but usable. Some texts are hanging too high up.

Generally, there is sufficient space. The turn space is limited in only one place, but is still usable. It is useful to have help opening the double door to the toilet. In the toilet there is sufficient space and brackets. There are guides available to people with a visual impairment.

## VOERSTREEK

### Food and drinks

#### Restaurant De Kommel

Kommel 1  
3798 Voeren  
Tel.: +32 4 381 01 85  
E-mail: [info@dekommel.be](mailto:info@dekommel.be)  
Website: [www.dekommel.be](http://www.dekommel.be)

In the Restaurant De Kommel of the hotel of the same name, the circulation and positioning space is narrow, but it is just enough. Tables adapted to wheelchairs are present. Largely accessible toilet with grab rails.

### Information offices



#### Visitor Centre & Tourism Voerstreek

Pley 13  
3798 's Gravenvoeren  
Tel.: +32 4 381 07 36  
E-mail: [info@voerstreek.be](mailto:info@voerstreek.be)  
Website: [www.voerstreek.be](http://www.voerstreek.be)

The entrance and the building itself are easily accessible. There is a lowered information desk suitable for whoever wants to get to know the Voerstreek in a playful and

interactive way, can go to the visitors centre, where you can visit the nature education and the cartographic-historic exposition for free.

There is an accessible parking space opposite the visitor centre. Cobbles make the entrance difficult to access. Otherwise easily accessible, with an adapted toilet. It is rather cramped, there are no grab rails and you have to be able to negotiate a 77 cm door.

## THE LIMBURG CAMPINE

### Museums and Attractions

#### Beringen – Mining Museum

Koolmijnlaan 201  
3582 Beringen  
Tel.: +32 11 45 30 25  
E-mail: [info@mijnmuseum.be](mailto:info@mijnmuseum.be)  
Website: [www.mijnmuseum.be](http://www.mijnmuseum.be)

Come and visit the imposing industrial mining grounds of Beringen and discover the history of the Limburg coal mines. The museum puts on a multimedia presentation in a unique setting. The mine buildings are a listed heritage site and are an ideal setting for your visit. The Limburg mining history arouses all the senses and is an exceptional experience – highly recommended for young and old alike. Don't forget to visit the underground simulation that gives a general idea of a mine shaft and the working conditions 1000 metres under the ground. The museum is accessible via a wheelchair lift. The mine buildings and underground simulation are not accessible. Wheelchair accessible toilets are available.



#### Genk - C-Mine Expedition

C-Mine 10/2  
3600 Genk  
Tel.: +32 89 65 44 90  
E-mail: [visit@genk.be](mailto:visit@genk.be)  
Website: [www.c-mine-expeditie.be](http://www.c-mine-expeditie.be)

This adventurous tour immerses you in fascinating stories about the mine and stimulates all your senses. An impressive fan welcomes you on a surprising journey

through underground roadways. You will discover original installations and experience what it is like to be a miner in real life. Take up the challenge and climb the more than 60 metre high shafthead! Once at the top, you can enjoy a magnificent view of the green surroundings of Limburg. For the less daring, there is a stop at 15 metres. Afterwards, you step into a time capsule which takes you to an active mine of the fifties via the virtual reality module. You can experience the atmosphere of underground mining work, how dark it really was in the sweltering hot and poorly lit roadways, feel the vibrating drills, ... Unforgettable! The audio guide tells the history of the mine in detail with many stories.

The extra long and narrow entrance stairway and the climbing of the shafthead are not feasible for everyone, but alternatives are provided. As an alternative to the narrow entry stairway, it is possible to descend the exit steps via a platform lift. For those who cannot or do not want to climb the full 60m at the shafthead, there is also an comparable viewing platform at 15m (not reachable for wheelchair users). The toilet in the nearby visitor centre is easily accessible, despite the slightly high toilet bowl and the push button on the sink.





## Genk – Open Air Museum Bokrijk

Bokrijklaan 1  
3600 Genk  
Tel.: +32 11 26 53 00  
E-mail: [infobokrijk@limburg.be](mailto:infobokrijk@limburg.be)  
Website: [www.bokrijk.be](http://www.bokrijk.be)

Curious about where our current customs and traditions come from? In the Open Air Museum in Bokrijk, you discover how the past inspires our future! Immerse yourself in the story of craftsmanship, admire the demonstrations, follow restoration work from the front row, get to know numerous historical farm animals or roll up your sleeves yourself during the fascinating workshops. You learn the tricks of the trade and return home with a handmade souvenir.

The Open Air Museum is situated in a 550-hectare park, a paradise for walkers and cyclists. Visit the Arboretum or explore the pond area De Wijers while cycling through the water. The children or grandchildren can play to their heart's content in the largest free open-air playground in Flanders.

The Bokrijk park is accessible free of charge every day of the year. The Open Air Museum is open from 2 April to 2 November (closed on Mondays, except on public holidays and the Mondays of the Belgian school holidays).

Paths in the museum and in the rest of the park are hardened. Some houses are not accessible for wheelchairs. Adapted toilets are available. The playground has special equipment for children with a disability. There is the possibility to borrow wheelchairs free of charge at the info centre at Parking 1 (main entrance of the Open Air Museum). To ensure availability, please contact the Bokrijk info centre on +32 (0)11 26 53 00 in advance. During the recent restoration of the buildings in the museum we have managed, step by step, to make more and more buildings accessible for wheelchair users, without prejudicing the heritage.

## Genk - Kattevennen-Cosmodrome

Planetariumweg 19  
3600 Genk  
Tel.: +32 89 65 55 55  
E-mail: [kattevennen@genk.be](mailto:kattevennen@genk.be)  
Website: [www.kattevennen.be](http://www.kattevennen.be)

One of the five active public conservatories in Vlaanderen and also access point to the National Park 'Hoge Kempen'. Here, you will learn all about the cosmos. The full dome hall of the Cosmodrome is a high-tech 360° projection system, where you can experience an incredible outer space adventure. Learn all about the unique evolution of our planet. In a 360° environment, you can travel among the stars and comets to the past, the present and the future.

The Cosmodrome has 110 seats, 6 of which can be removed to give wheelchair users the opportunity to sit among the audience. Certain interactive elements have been placed too high to be viewed from a seated position, however, the majority are accessible. For wheelchair users, there is also a portable device that can be set up outside, so they can also look at the stars. There is an accessible toilet with sufficient turning space and grab rails. On the inside there is not enough space next to the door handle and the space next to the toilet is limited by the changing table. There is also an accessible tavern that can be reached with the lift from the Kattevennen entrance gate or via the terrace. The tables have limited wheelchair accessibility.

The Kattevennen domain, one of the 6 entrances to the Hoge Kempen National Park, has walking paths, a geological garden, a playground, picnic benches, midget golf and a Sport Vlaanderen Genk sport centre.



## Genk - Goalmine KRC Genk

Stadionplein 4  
3600 Genk  
Tel.: +32 89 849 668  
E-mail: [info@goalmine.be](mailto:info@goalmine.be)  
Website: [www.goalmine.be](http://www.goalmine.be)



'GoalMine' is unique in Belgium. GoalMine is about football, its players, the people around them, their fans, the stadiums where they play and the long tradition of the game with a tribute to the pioneers of the Limburg mining teams. The focus is on football as a historical and current social phenomenon. 'GoalMine' is about looking, listening, searching and playing, for young and old. The course through this football experience is conceived as an interactive journey through the world of football, with film footage, photographs, sound environments, interviews and all kinds of interactive displays. It is possible to visit Goalmine in combination with a guided tour of the stadium: the Stadium Tour.

The museum is wheelchair accessible. The desk is not adapted to wheelchairs. The doors to the adapted men's and ladies' toilets are quite narrow: 76 cm. Moreover, the adapted men's toilet is too small to use comfortably. The experienced guides will adapt their tour to the needs of a group with physical or learning disabilities.



## Zutendaal - Entomopolis

Stalkerweg  
3690 Zutendaal  
Tel.: +32 89 25 50 60  
E-mail: [info@lieteberg.be](mailto:info@lieteberg.be)  
Website: [www.lieteberg.be](http://www.lieteberg.be)



Entomopolis takes you into the wonderful and mysterious world of insects. Discover why these living, itchy critters are important in the different rooms in the museum. Find out which the biggest, the most beautiful and the most extraordinary insects are all over the world by taking a look at the beautiful showcases in the museum. Be amazed by the dancing gems in the butterfly dome with European butterflies. In this covered flowery garden, you can enjoy the colourful fluttering going on around you in sunny weather.

The access path consists of coarse-grained dolomite. For the wheelchair user, it is best to turn off at the hardened zone just before the entrance. Report to the gate at Zuurbroekstraat 16 in Zutendaal and then you can drive through to the entrance of the Visitors' Centre. The entrance and the building itself are easily accessible. There is a counter accessible for the wheelchair user. In the exhibition space, you can easily reach and use the most of the displayed objects, screens and interactive elements. Some are placed a little high. The classrooms and café with terrace are also wheelchair-accessible. The tables have limited roll under clearance thanks to the centre leg. A wheelchair is available. There are two well adapted toilets with grab rails and sufficient space. However, the space on the inside next to the door handle is rather tight.


### Walking

## Bocholt – Walking Routes in Bocholt

Dorpsstraat 16  
3950 Bocholt  
Tel.: +32 89 20 19 30  
E-mail: [toerisme@bocholt.be](mailto:toerisme@bocholt.be)  
Website: <https://visit.bocholt.be/>

In and around Bocholt, there are several suitable walking routes that allow you to breathe in the atmosphere of the rural Bocholt. For example, the signposted walking route 'de Lozerheide' (3km) leads you through a unique landscape awarded two stars by 'Regionaal Landschap Lage Kempen'.

Moreover, there are several other walks that lead you to the most beautiful places in and around Bocholt and its boroughs through paved paths. You can get the extended information at Toerisme Bocholt. You can also request the 'Day trips Bocholt' brochure with a good overview of the various attractions, including those accessible with a wheelchair. Hiking maps are also available.



## Genk - National Park Hoge Kempen

Winterslagstraat 87 (kantooradres)  
3600 Genk  
Tel.: +32 89 65 56 65  
E-mail: [info@nationaalpark.be](mailto:info@nationaalpark.be)  
Website: [www.nationaalpark.be](http://www.nationaalpark.be)



the hardened path, the forest is also partly accessible for prams and less mobile people.

Or pre-book a Ranger for a 'Nature experience for people with a disability'! The route and the assignments within this activity are adapted to the specific needs of the participants.

A disability will not prevent you from admiring the natural beauty of the Hoge Kempen National Park. From the Mechelse Heide you can join the 'Zandloper' path. This path, adapted to the needs of wheelchair users, leads you for 1.5 km through the former sand quarry. Along the way you are introduced to the typical National Park biotopes. A bird watching wall, a boardwalk and a few extra physical challenges make this walk even more enjoyable.

There are also some other walks in Pietersheim, Bergerven and Duinengordel (Oudsberg) that are suitable for wheelchair users. Easily accessible attractions and facilities complete the picture. Kattevennen, Lieteberg, Station As and Connecterra also have an easily accessible visitors' centre where you can obtain more information. Certain attractions such as the Entomopolis, the insect museum in Lieteberg also provide wheelchair access. The Joekelbos is specially designed for children: the largest adventure playground in Flanders. 10 play elements, wooden animals, a play dune with water and hideaways invite them to romp around! The Joekelbos has a part hardened and a part unhardened path. Thanks to



## Lommel – Butterfly Walk Kattenbos + City Walk in Lommel

3920 Lommel  
Tel.: +32 11 39 96 00  
E-mail: [info@toerismelommel.be](mailto:info@toerismelommel.be)  
Website: [www.toerismelommel.be](http://www.toerismelommel.be)

### Butterfly Walk Kattenbos - Lommel

During the butterfly walk in Lommen Kattenbos, you can discover the different stages of the butterfly: from egg to caterpillar, from caterpillar to chrysalis and from chrysalis to butterfly. The green route, which is paved with asphalt, runs in a loop of 2.2 km and makes the wooded area accessible to older people with disabilities and children's prams. At the starting point at the Zandstraat car park, extra parking spaces for people with disabilities have been marked out. Along the path there are picnic areas, benches and seated areas where wheelchair users can also sit at a table.

In addition to the butterfly walk, there are also two marked forest walks of 6.5 km and 9.4 km. Not far from the start of the walks at Katrijt Dijkken, there is the Leyssens Windmill that is used to ground grains for

local farmers. The path to the windmill is also pram and wheelchair-friendly. If you want to see the inside of the windmill, you can pay a visit every first Sunday and third Saturday from April to October from 1pm to 5pm. Entry is free. Price of walking card for Kattenbos: 2.50 euros.

### City walk through Lommel and visit to the GlazenHuis

Discover all the highlights of Lommel centre during a historic city walk. On your own or with a guide. The city guide takes you on a tour of visible treasures and hidden gems. The highlight is the visit to the Church of Sint-Pietersbanden with its recently restored murals. End your walk with a visit to the GlazenHuis, the warmest place in Lommel in every sense of the word. Here, the glass oven burns continuously at more than 1,100 degrees and the glow of creativity can be felt throughout. See national and international glass artists at work and buy their creations in the Glasshop! Both the centre of Lommel and the GlazenHuis are wheelchair-accessible. Start at Tourism Lommel, Dorp 14, 3920 Lommel.

---

## Neerpelt - Wielenweg

---

Torenstraat  
3910 Neerpelt  
Website: [www.wandeleninlimburg.be/nl/routes/104378028/?lon=5.47405318929475&lat=51.197072693302005&z=16](http://www.wandeleninlimburg.be/nl/routes/104378028/?lon=5.47405318929475&lat=51.197072693302005&z=16)

This 1.9 km route in the Kolisbos is a wheelchair accessible route with several interactive elements.

---

## Peer - Ladybird Route Resterheide

---

Begijnenvijvers  
3990 Peer  
Tel.: +32 11 61 16 02  
E-mail: [toerisme@peer.be](mailto:toerisme@peer.be)  
Website: [www.peer.be/product/96/resterheide](http://www.peer.be/product/96/resterheide)



Five walking routes have been traced out in nature reserve Resterheide. One of them is the ladybird route, which is adapted to wheelchair users, baby buggies and blind and visually impaired people. The path, located in the valley of the Zwarte Beek, is 2.5km and has interactive elements and information signs in Braille.

---

## Food and drinks

---

---

### Lommel - Cuchara

---

Lepelstraat 3  
3920 Lommel  
Tel.: +32 11 75 74 35  
E-mail: [info@cuchara.be](mailto:info@cuchara.be)  
Website: [www.cuchara.be](http://www.cuchara.be)



There is enough space inside. There is a step to get to the hall, but a removable ramp is provided for that. The tables are partly accessible for the wheelchair user thanks to the centre leg and a free height of 70 cm. There is a larger, but for many wheelchair users inadequately adapted toilet.

## Information offices



### Genk - C-mine Visitor Centre

C-mine 10 b2, 3600 Genk  
Tel.: +32 89 65 44 90  
E-mail: [c-mine@genk.be](mailto:c-mine@genk.be)  
Website: [www.c-mine.be](http://www.c-mine.be)



The site of the Winterslag mine is now home to C-mine. The heart of this creative heritage site is the C-mine square, with two headframes as eye-catchers. They are surrounded by a walking zone where you can easily access all the buildings. You can visit the energy building, on the central C-mine square everyday.

The entrance door and several interior doors are very heavy to open by yourself. You will probably need assistance. Otherwise, the building is easily accessible. There is a lowered and wheelchair-accessible counter. The theatre, meeting rooms and most of the exhibition spaces are on the ground floor. The C-mine expedition has limited access, there is an adapted lift, but you need to notify your visit in advance. There is a well adapted ladies' toilet on the ground floor and a well adapted men's toilet on the first floor that can be reached via a large lift.

### Genk - Kattevennen - Cosmodrome Visitor Centre

Planetariumweg 18  
3600 Genk  
Tel.: +32 89 65 55 55  
E-mail: [kattevennen@genk.be](mailto:kattevennen@genk.be)  
Website: [www.kattevennen.be](http://www.kattevennen.be)



The entrance and the building itself, among which the shop, are easily accessible. The lowered information desk is suitable for wheelchair users. A few interactive elements are placed too high to be able to be viewed

from a seated position, however, most are accessible. A mobile device is available for wheelchair users that can be set up outside so that they can also gaze at the stars. There is an accessible toilet with sufficient space to turn and grab rails. On the inside, however, there is insufficient space next to the door handle and the space for a wheelchair next to the toilet is hindered by the changing table. The tavern is easily accessible. The tables have limited roll under clearance.

### Tourism and Events Heusden-Zolder

Vrunstraat 6  
3550 Zolder  
Tel.: +32 11 80 80 88  
E-mail: [toerisme@heusden-zolder.be](mailto:toerisme@heusden-zolder.be)  
Website: [www.visitheusden-zolder.be](http://www.visitheusden-zolder.be)



Tel.: +32 11 80 80 88

E-mail: [toerisme@heusden-zolder.be](mailto:toerisme@heusden-zolder.be)

Website: [www.visitheusden-zolder.be](http://www.visitheusden-zolder.be)

The entrance is accessible. You can always ask for help by ringing the bell. The desk is suitable for wheelchairs. There is sufficient space everywhere. The brochures and info screens are accessible. Visual contrasts were ensured. There is a portable hearing loop available.

### Tourism Peer

Markt 3 2, 3990 Peer  
Tel.: +32 11 61 16 02  
E-mail: [toerisme@peer.be](mailto:toerisme@peer.be)  
Website: [www.toerismepeer.be](http://www.toerismepeer.be)



The entrance and the building itself are easily accessible. There is a low information desk suitable for wheelchair users. Most leaflets and brochures are well within reach, but you cannot reach the top

row from a wheelchair. All displayed objects and experience elements are easily accessible and useable for everybody. The website is available in large print. Visual contrasts are largely present. The space in front of the door and in the toilet is tight, but sufficient. You have enough room to position a wheelchair next to the toilet and there is one foldaway grab rail. The wash basin is small and can only partially be manoeuvred under.

## SURROUNDINGS OF BRUGES

### Museums and Attractions

#### Pittem – Visitor Centre Ferdinand Verbiest

Markt 1  
8740 Pittem  
Tel.: +32 51 46 03 51  
E-mail: [toerisme@pittem.be](mailto:toerisme@pittem.be)  
Website: [www.pittem.be](http://www.pittem.be)



The entrance and the visitors centre are easily accessible. It is possible to manoeuvre under the lowered counter. The door to the exhibition space is rather heavy to open without assistance. Most of the leaflets and brochures are easy to reach. Most of the devices, such as the interactive screens, cabinets and info kiosks, have lowered buttons and screens so they are accessible and can be used. There is a wheelchair available. There is a specially adapted toilet inside and outside. The outdoor toilet scores the highest, although the manoeuvring next to the toilet is made a bit more difficult due to the sloping wall. The indoor toilet is also spacious, but there is only 72 cm in front of the toilet.

A special feature of this centre is the creative and contemporary way in which the life of the famous resident of Pittem Ferdinand Verbiest is presented. Verbiest went to China as a missionary in the 17th century and worked there as an imperial mathematician and astronomer at the Chinese court. The centre not only introduces you to this famous Jesuit priest, but also to the other tourist attractions of Pittem, the surrounding area and the Bruges region. The museum is open on weekdays and entry is free.

### Food and drinks

#### Damme - La Bouffée

Kerkstraat 26  
8340 Damme  
Tel.: +32 50 68 05 88  
E-mail: [info@labouffee.be](mailto:info@labouffee.be)  
Website: [www.labouffee.be](http://www.labouffee.be)



the restaurant. It is possible to manoeuvre a wheelchair under the tables. You must go over a 10 cm threshold to get to the terrace. Manoeuvring a wheelchair under the terrace tables is limited due to a centre table leg. There is an accessible women's toilet with sufficient space, but there is no grab rail. The entrance corridor is very small which means you will need some assistance. The sink is not very accessible.

The entrance door is sufficiently wide, but you MAY need assistance holding the door open in the narrow entrance corridor. There is sufficient circulation space in

#### Oostkamp - Schatteman

Kruisstraat 13  
8020 Hertsberge  
Tel.: +32 479 82 31 09  
E-mail: [info@restaurantschatteman.be](mailto:info@restaurantschatteman.be)  
Website: <http://www.restaurantschatteman.be>



Forgotten local products in combination with exotic ingredients and flavours in a peaceful setting, surrounded by the Hertsberge woodlands. The access path is made from cobblestones. You may need help on the ramp up to the door. The tables have restricted wheelchair access because of a central leg. There is no adapted toilet.

## Ruiselede - Tafel 10

A. Rodenbachstraat 10  
8755 Ruiselede  
Tel.: +32 499 74 78 91  
E-mail: [info@tafel10.be](mailto:info@tafel10.be)  
Website: [www.tafel10.be](http://www.tafel10.be)



has a close relationship with nature and you can feel that on the plate. Self-picked herbs or a piece of freshly shot game are typical products he likes to work with. You can enter via an alternative entrance with a ramp. You may need some assistance with this. There is sufficient circulation space inside. Manoeuvring a wheelchair under the tables is limited due to a centre table leg. There is no accessible toilet.

Refinement with forgotten ingredients in a stylishly renovated 19th century town house. Chef Bert Denoulet

## Wingene - Cuisine Kwizien

Bruggestraat 45  
8750 Wingene  
Tel.: +32 51 43 81 78  
E-mail: [info@cuisinekwizien.be](mailto:info@cuisinekwizien.be)  
Website: [www.cuisinekwizien.be](http://www.cuisinekwizien.be)



circulation space in the entrance corridor and entrance hall are tight. The restaurant is easily accessible. It is difficult to manoeuvre a wheelchair underneath the tables (67 cm in height). The terrace does not have a threshold, but it is not possible to manoeuvre a wheelchair under the tables. There is a more spacious toilet, but it is inaccessible for most wheelchair users.

You will need assistance on some of the inclines in the public domain. The opening part of the double entrance doors is just 76 cm wide and difficult to open alone. The

## LEIE REGION

### Museums and Attractions

## Deinze - Brewery Sint Canarus

Polderweg 2B  
9800 Gottem - Deinze  
Tel.: +32 51 63 69 31  
E-mail: [info@sintcanarus.be](mailto:info@sintcanarus.be)  
Website: [www.sintcanarus.be](http://www.sintcanarus.be)

Sint Canarus is a small but cosy microbrewery near the church of Gottem (Deinze). The flagship product of Sint Canarus is their Sint Canarus Tripel. They also brew Potteloereke and beers to mark special occasions such as the Maeght of Gottem. You could use some help on the cobbles. The entrance door is hard to open yourself. There is enough circulation space in most rooms. The adapted toilet isn't suitable for all wheelchair users because of the limited circulation space and lack of grab rails. The brewing kettles are at a location 300m away.

## Izegem - Eperon d'Or

Prins Albertlaan 5, 8870 Izegem  
Tel.: +32 51 31 64 46  
E-mail: [musea@izegem.be](mailto:musea@izegem.be)  
Website: [www.eperondor.be](http://www.eperondor.be)



At the beautiful art deco site Eperon d'Or, a former shoe factory, you can experience the industrial history of Izegem. Brushes and shoes are at the forefront, but there is also a focus on the broad impact of industrialisation on the city, the region and its residents. In the "golden shoebox" at the top of the Eperon d'Or's building, there is a regional visitor centre for Leiestreek.

The access path and the entrance are easily accessible. The door is easy to open. The counter is accessible for the wheelchair user. A good lift will take you to the different floors. Only the cinema is more difficult to reach via

a platform lift measuring 85 x 127 cm that you cannot operate yourself. The doorways are mostly wide enough. A few rooms on the first floor are difficult to access due to the 77 cm wide doors. The exhibition spaces are spacious and have plenty of space to move and turn. The interactive elements throughout the museum and in the visitor centre are not always suitable for wheelchairs or easily accessible. A wheelchair is available. The accessible toilet in the entrance hall is spacious and has grab rails. In the toilet in the exhibition space, the turning space is rather tight, but there is enough space for the wheelchair and there are grab rails. The wash basin also has knee space. There are tactile markers on the stairs. The lift gives an auditory signal. There is an audio guide and guided tours for people with visual impairments are available upon request. You can request a dementia-friendly guided tour.

## Kortrijk - Brewery Omer Vander Ghinste

Brouwtorenstraat 5  
8510 Kortrijk  
Tel.: +32 56 23 51 71  
E-mail: [visit@omer.be](mailto:visit@omer.be)  
Website: [www.omervanderghinste.be](http://www.omervanderghinste.be)

Brewery Omer Vander Ghinste from Bellegem is an independent family brewery founded in 1892. It brews

a total of 11 different beers, including OMER, Traditional Blond, LeFort & Tripel LeFort, Kriek Max, and Bockor. The brewery has been awarded various international recognitions and medals for many of its beers, such as 'Best Triple in the World'. Only the production and brewery tower (via a 90 x 220 cm lift) are accessible with assistance but not the rest of the brewery. There is no modified toilet.

## Kortrijk - TEXTURE | Museum on Flax and River Lys

Noordstraat 28, 8500 Kortrijk  
Tel.: +32 56 27 74 70  
E-mail: [texture@kortrijk.be](mailto:texture@kortrijk.be)  
Website: [www.texturekortrijk.be](http://www.texturekortrijk.be)



Texture tells about the linen and flax manufacturing industries. It is a story with very strong roots that displays good craftsmanship and entrepreneurship, daring innovation and agility and constant reinvention. In three rooms, in an authentic flax mail order company (1912), you discover the revolutionary development that the flax manufacturing industry caused in the area of Kortrijk. The museum also focuses on the new applications of flax in various sectors. The past will surprise you, but the stories of today and tomorrow will astonish and inspire you. The museum is easily accessible for wheelchairs. The desk accommodates wheelchairs and the passageways are wide enough. A spacious elevator brings you to the floors (the elevator buttons have braille indications, but are in a close corner). The exhibited material, the texts and the interactive elements are usually easily accessible,

visible and usable. Attention has been paid to putting in sufficient contrasts for visually impaired people. Especially the Miracle Room focuses on a sensory experience (feeling, tasting, smelling, hearing). There are 3 accessible toilets with sufficient space (a little less downstairs and on the first floor) and grab rails. The hallway to the toilet on the ground floor is 117 cm wide. The workplace (workshops), the Crown hall (meetings, receptions, lectures), the museum shop and bistro Kaffee Damast are also easily accessible. There is only a threshold of 6 cm to the terrace. Visitors with a hearing impairment taking a guided tour can use an amplifier with earbuds to better understand the guide.

There are folding chairs available so that you do not have to stand up all the time during your visit. 'Texture Prikkelt': this is a guided tour of up to one hour for people with dementia and their companions / carers. Texture welcomes them for an interactive visit with emphasis on sensory experience. The atmosphere is calm and relaxing.

## Roeselaere - Brewery Rodenbach

Spanjestraat 133 - 141, 8800 Roeselare  
Tel.: +32 51 27 27 00  
E-mail: [nancy.verschaete@rodenbach.be](mailto:nancy.verschaete@rodenbach.be)  
Website: [www.rodenbach.be](http://www.rodenbach.be)

Rodenbach is a unique Flemish red-brown ale, recognised as a traditional regional product. Just like wine, this ale owes its sweet and sour flavour and complex fruitiness to mixed primary fermentation and the fact that it is aged in oak casks. Want to learn more about it? Then don't miss a visit to the brewery.

You may need some help on some (steep) slopes. There is a 4 cm threshold by the entrance and a 7 cm threshold further in the visit. A large lift takes you to all floors, including the panoramic floor. The malt kiln and basements with barrels aren't accessible, but 1 room with barrels can be visited. At this point, you leave the group and rejoin them in the tasting room. Here, the tables accommodate wheelchairs.

There is a spacious adapted toilet but no grab rails. The washbasin accommodates wheelchairs in a limited way.



## Roeselare - KOERS. Museum of Cycle Racing

Polenplein 15  
8800 Roeselare  
Tel.: +32 51 26 24 00  
E-mail: [koersmuseum@roeselare.be](mailto:koersmuseum@roeselare.be)  
Website: [www.koersmuseum.be](http://www.koersmuseum.be)



KOERS reopened its doors in the summer of 2018 with a new layout. Expect an interactive ride through the history of the bicycle and cycling with exceptional trophies along the route, a Service Course filled with racing bikes, haunting action shots and a rainbow of cycling collection pieces.

But KOERS is more than just a museum. It is the perfect place for young and old to pick up the bicycle virus and the cycling bug and where you can share and experience the passion for the bicycle and the sport of cycling. KOERS is the ideal start and finish point for cyclists. You will find charging points, bike lockers and showers. For a cosy finish or an energy-rich refreshment, visit the KOERSkaffee. In good weather, the sunny terrace in the child-friendly museum garden is a real attraction. You have to go over flat cobblestones, but they are quite passable. The entrance door is currently quite heavy, but will be replaced by sliding doors in mid-2022. Furthermore, there is sufficient space and the counter

has a lowered and wheelchair-accessible part. There are 2 lifts. The lift door at the reception is 80 cm wide. The lift itself is 90 cm wide and 150 cm deep. The call buttons are somewhat difficult to reach. The lift on the other side is spacious. You need both lifts to reach the different areas. The passageways are without steps and are wide enough. The different rooms are easily accessible. Throughout the museum, attention is paid to high and low experience elements.

The adapted toilet is easy to reach and easily accessible, with sufficient space and grab bars. There are also separate sanitary facilities that are accessible to cyclists from the outside. There you will find an accessible toilet with sufficient space and grab bars, as well as a roll-in shower with shower chair with removable armrests. Tactile markings are present and good legibility is taken into account by making use of adequate contrasts and a large font. Spoken fragments are subtitled.



©KOERS. Museum van de Wielersport - photographer Marc Wallican

## Waregem - Hippo.War

Holstraat 95  
8970 Waregem  
Tel.: +32 56 62 12 11  
E-mail: [hippo.war@waregem.be](mailto:hippo.war@waregem.be)  
Website: [www.hippowar.be](http://www.hippowar.be)



HIPPO.WAR, Waregem's visitors' centre about the First World War, opened its doors on 11 November 2017. It is located on the second floor of the stand of the hippodrome at Holstraat 95. There are two permanent exhibitions covering 900 m<sup>2</sup>: the role of the horse during WWI and the importance of the Americans during the same war. From photos, film and audio fragments, numerous authentic items, an interactive quiz and even a reconstructed horse hospital, you can discover these perhaps little-known stories from The Great War. By car you can drive onto the site via Felix Verhaeghestraat 5, use the parking facilities or drive to the building itself. On foot, visitors must pass some steep points and an open area of the hippodrome (without guidance) to reach the entrance. The entrance is step-free, the double doors are narrow.



©HIPPOWAR Waregem

The visitors' centre is on the 2nd floor and can be reached via lift and stairs. The lift can be reached via a sliding glass door. The visitors' centre is easily accessible, offering plenty of passageway and turning space. Not all experience elements are accessible or clearly visible for the wheelchair user. The adapted toilet of the visitors' centre is spacious and easily accessible.

## Wervik - National Tobacco Museum

Koestraat 63  
8940 Wervik  
Tel.: +32 56 95 24 25  
E-mail: [tabaksmuseum@wervik.be](mailto:tabaksmuseum@wervik.be)  
Website: [www.nationaaltabaksmuseum.be](http://www.nationaaltabaksmuseum.be)

Do you wish to learn everything about tobacco and its history? Then you're in the right place.

The Tobacco museum is based in the listed and renovated building, Briekenmolen. In the museum, you will discover the history of the tobacco cultivation and consumption.

You will also find reconstructions of an authentic tobacco shop and a tobacco manufacturer. In total, more than 2,000 items are exhibited (pipes, tobacco pots, lighters, ashtrays, snuffboxes etc.).

The exhibited material can easily be viewed by people in a wheelchair. The ramp in between rooms in the outbuildings of the mill is a bit steep and you may need some help here. The tobacco manufacturer on the first floor is the only space not accessible to wheelchair users. There is an adjusted toilet, but it is a bit small for most wheelchair users.

## Wevelgem - Brewery Gulden Spoor

Heulestraat 170  
8560 Wevelgem  
Tel.: +32 56 44 41 08  
E-mail: [info@guldenspoor.be](mailto:info@guldenspoor.be)  
Website: [www.guldenspoor.be](http://www.guldenspoor.be)

Brouwerij Gulden Spoor originated from the restaurant 't Rusteel, which at that time was known as the café with 300 kinds of beer. 't Rusteel grew into a specialist beer restaurant and thanks to this growth, the brewery was able to continue improving. Since 2014, the brewery

moved into a newly constructed modern building to develop many craft beers using new techniques and craftsmanship. As a family business, everything happens transparently in a nice atmosphere and with a view to the future. The location next to the restaurant gives the option of enjoying a tasty bite alongside the guided tours, with linked menus.

You may need help on the cobbles and incline of the access path. The entrance has a 4 cm threshold. The brewery is easily accessible. There is no adapted toilet.

## Zwevegem - Transfo

Blokellestraat 113B  
8550 Zwevegem  
Tel.: +32 56 76 55 70  
E-mail: [info@transfozwevegem.be](mailto:info@transfozwevegem.be)  
Website: [www.transfozwevegem.be](http://www.transfozwevegem.be)

Transfo is an old power plant with a unique collection of turbines. You can organise a reception or meeting here. If you organise a teambuilding, you can try the outdoor adventure course or take a diving initiation in the diving tank.

The roads on the outside of the site are asphalted. In the heart of the site, however, there are paths with convex cobblestones and gravel that are difficult to access. But there is a cycle path in concrete from the parking area through the park to the diving tank. At the info point,

there is an automatic sliding door that opens at 10:00 and closes at 18:00. There is adequate space inside. In the info point, information can be consulted at a digital table, in leaflets, on info panels and on a video screen. The table is accessible for the wheelchair user. There are leaflets available on the shelves, at different heights, but not all of them are easy to reach. The text is small and not easy for everyone to read.

It is always possible to request a guided group visit in order to ensure easy access to the monumental buildings such as the Ketelhuis, but also to the Machinezaal with its large turbines, the show-piece of the site. Tours in the Duiktank and De Circus Brouwerij are also possible provided a reservation is made in advance. The events calendar is richly filled and can be consulted on [www.transfozwevegem.be](http://www.transfozwevegem.be).

### Walking

## De Pinte - STAPAF+

Tel.: +32 9 269 70 70  
E-mail: [info@routen.be](mailto:info@routen.be)  
Website: [www.routen.be/toegankelijkheid](http://www.routen.be/toegankelijkheid)

**Accessible cycling and walking In Oost-Vlaanderen**  
This special edition of our cycling and walking magazine StapAf is aimed at everyone who experiences an obstacle to discovering East Flanders. A helping hand for people who see the possibilities within their limitations and who want to make the most of them.

### 5 walking routes:

- Lokeren - StapAf+ Molsbroek-Buylaers route - 11 km - Flat
- Wachtebeke - StapAf+ Zuidlede route: 'de Warmste Wandeling' 4.5 km - Flat
- Berlare - StapAf+ Donkmeer route - 5 km - Flat
- Zevegem (De Pinte) - StapAf+ Doornhammeke route - 5.6 km - Flat
- Tielrode - StapAf+ Roomacker route - 4.5 km - Flat

All info and downloads can be found on the above website.

## Harelbeke – Provincial Domain De Gavers

Eikenstraat 131  
8530 Harelbeke  
Tel.: +32 56 23 40 10  
E-mail: [gavers@west-vlaanderen.be](mailto:gavers@west-vlaanderen.be)  
Website: [www.west-vlaanderen.be/gavers](http://www.west-vlaanderen.be/gavers)

Most of the paths are easily accessible. There are two accessible cafeterias.



## Roeselare – Provincial Domain Sterrebos

Sterrebosdreef 66  
8800 Roeselare  
Tel.: +32 50 40 32 56  
E-mail: [domeinen@west-vlaanderen.be](mailto:domeinen@west-vlaanderen.be)  
Website: [www.west-vlaanderen.be/domeinen/sterrebos](http://www.west-vlaanderen.be/domeinen/sterrebos)

Walking in the park and alongside the castle pond is possible. The paths are easily accessible and there is an accessible toilet.

### Cycling

## Deinze - STAPAF+

Tel.: +32 9 269 70 70  
E-mail: [info@routen.be](mailto:info@routen.be)  
Website: [www.routen.be/toegankelijkheid](http://www.routen.be/toegankelijkheid)

### Accessible cycling and walking In Oost-Vlaanderen

This special edition of our cycling and walking magazine StapAf is aimed at everyone who experiences obstacles in discovering East Flanders. A helping hand for people who see the possibilities within their limitations and want to get the most out of life.

3 cycling routes:

- Geraardsbergen - StapAf+ De Gavers route - 16 km - Flat
- Eeklo - StapAf+ Het Leen route - 27 km - Flat
- Astene - StapAf+ De Ceder route - 15.5 km - Flat

All info and downloads can be found on the above website.



### Food and drinks

## Roeselare - Boury

Rumbeeksesteenweg 300  
8800 Roeselare  
Tel.: +32 51 62 64 62  
E-mail: [info@restaurantboury.be](mailto:info@restaurantboury.be)  
Website: [www.timboury.be](http://www.timboury.be)



The menu offers a variety of dishes - fresh and entirely seasonal. There is a long ramp leading to the front door. There is sufficient circulation space inside and tables that are high enough for a wheelchair to manoeuvre under. The disabled-friendly toilet can be reached via a lift (although we have no objective data on this).

## Sint-Martens-Latem - Brasserie Boulevard

Kortrijksesteenweg 175  
9830 Sint-Martens-Latem  
Tel.: +32 9 279 12 00  
E-mail: [thomas@blvd.be](mailto:thomas@blvd.be)  
Website: [www.blvd.be](http://www.blvd.be)



Ask to be brought to the entrance as the car park is difficult to negotiate with a wheelchair. The entrance has a 5 cm threshold. You may need some help in the limited space of the entrance hall. There is sufficient circulation space inside and tables that are high enough for a wheelchair to manoeuvre under. You must go over a 5 cm threshold to get to the terrace. There is no adapted toilet.

## Zulte - De Karper

Karperstraat 16  
9870 Machelen  
Tel.: +32 9 380 42 62  
E-mail: [info@restaurantdekarper.be](mailto:info@restaurantdekarper.be)  
Website: [www.restaurantdekarper.be](http://www.restaurantdekarper.be)



There is a separate entrance via a sliding door with a threshold of 3 cm. The doors are wide enough. The tables are limited in accommodating wheelchairs. There is no adapted toilet.

## Information offices



## Waregem - DvT WaregemVoerstreek

Gemeenteplein 2  
8790 Waregem  
Tel.: +32 56 62 12 52  
E-mail: [toerisme@waregem.be](mailto:toerisme@waregem.be)  
Website: [www.waregem.be/toerisme](http://www.waregem.be/toerisme)



A computer at appropriate height is available, but it is not fully adapted because of a skirting board. There is an accessible toilet in the town hall. On the way to the toilet, you may need some help opening the doors. The toilet is spacious and has grab rails, although they are positioned quite far apart. There is not enough knee space below the wash basin to manoeuvre under.

You might need some help for the sloping threshold at the entrance. The lowered information desk is able to accommodate wheelchairs, although the depth is limited with 36 cm. The leaflets in the entrance zone are partially on a slope so they are difficult to reach. The most important touristic leaflets in the office itself however are easier to reach.

## FLANDERS FIELDS


### Museums and Attractions

#### Diksmuide – Trench of Death

Ijzerdijk 65  
8600 Diksmuide  
Tel.: +32 51 50 53 44  
E-mail: [dodengang.diksmuide@klm-mra.be](mailto:dodengang.diksmuide@klm-mra.be)  
Website: [www.klm-mra.be](http://www.klm-mra.be)

The Diksmuidse Dodengang is the only preserved Belgian trench system from the First World War. In 2014, the accompanying interpretation centre was completely renovated. By means of fifteen interactive applications, life-size photos, films and more than one hundred original objects, you discover here the story of the infamous trench of death. Life and death in the Belgian trenches are highlighted and the personal stories of the fallen get under your skin. You walk over a gigantic aerial photograph dating from 1916, with which you can compare the landscape of then and now. In addition to the Belgian network of trenches, since last year, a German bunker has also been included in the route that allows both sides of the war story to be told. During the war it was the soldiers' hell, since 1919 it has been a tourist attraction that leaves no one unmoved.

The visitors' centre is accessible with assistance. Help may be needed because of the less than perfect access paths. The counter is partly accessible for the wheelchair user. There is an adapted toilet. The trenches themselves are not accessible for wheelchairs.



©Trench of Death 1 - Westtoer

#### Diksmuide - Museum on the Yser

Ijzerdijk 49  
8600 Diksmuide  
Tel.: +32 51 50 02 86  
E-mail: [info@aanandijzer.be](mailto:info@aanandijzer.be)  
Website: [www.museumaandijzer.be](http://www.museumaandijzer.be)



The renovated Museum aan de IJzer in the Yser Towers tells the story of the Belgian-German front during the First World War through the stories of soldiers, refugees and civilians on both sides of the front. The museum does not come with a non-committal message, but with a clear instruction: Never again war! Furthermore, the political consequences of this war, which culminated in the Flemish battle for emancipation, are explained. Apart from the view over the former Yser front, you can also enjoy a magnificent panorama over Diksmuide and the Westhoek from the top of the 84 metre high tower. Visit <https://www.museumaandijzer.be/nl/plan-je-bezoek/#toegankelijkheid> for a handy accessibility guide in order to plan your visit.

You can find adapted parking places next to the ticket building. The access road to the ticket building and the tower is easily accessible, but help may be needed on the steep sloping surface at the entrance. On the ground floor, only the chapel is not accessible because of three steps. The lift in the museum only serves six floors. The other floors are not accessible for the wheelchair user. Wheelchair users pay only half the entrance price on presentation of the EU disability card. As an alternative to the non-wheelchair accessible roof terrace, wheelchair users can enjoy a wonderful view of the Flemish fields via the lowered windows in the panorama room. On the ground floor, there is a somewhat cramped adapted toilet. You can ask for the key at the reception desk. General explanation in Braille is available next to the reception, as well as a scale model of the Yser Tower, the Pax Gate and the Crypt, enabling you to feel the tiniest details and a relief map showing the positioning of the three monuments on this site. There are informative texts, all movie fragments are subtitled.

## Ypres - Bellewaerde

Meenseweg 497  
8902 Hollebeke  
Tel.: +32 57 46 86 86  
E-mail: [info@bellewaerde.be](mailto:info@bellewaerde.be)  
Website: [www.bellewaerde.be](http://www.bellewaerde.be)

Bellewaerde stands for a fun-filled day brimming with adventure and spectacular discoveries for the whole family. With dozens of attractions set in green surroundings, together you will experience one adventure after another. You will also find many exotic animals there.

However, the attraction park has not been screened by experts thus we do not have detailed measurement information. An online brochure with information and safety instructions for each attraction can be found under the 'Info' heading on the website. This will help you to determine which attractions are and are not suitable for you.



There are adapted toilets and accessible restaurants spread throughout the park. If you register at the information stand at the Leeuw entrance or at the ticket office at the Mexico entrance, disabled persons will receive an Easy Pass band. This will give you an easier access to the attractions everywhere. You wait outside the queue and are guided to the designated place or car. The Easy Pass band can be obtained on presentation of the European Disability Card or a valid statement from an independent specialist doctor.

At the Leeuw and Mexico car parks, there are a number of reserved spaces close to the entrance for people with a disability.

## Ypres - In Flanders Fields Museum

Grote Markt 34  
8900 Ypres  
Tel.: +32 57 23 92 20  
E-mail: [flandersfields@ieper.be](mailto:flandersfields@ieper.be)  
Website: [www.inflandersfields.be](http://www.inflandersfields.be)



The In Flanders Fields Museum tells the historical story of the First World War in the West Flanders front region. It tells about the invasion of Belgium and the first months of the movement war, about the four years of the trench war in the Westhoek - from the beach at Nieuwpoort to the Leie in Armentières. The focus of the scenography lies on the human experience in the war, on the personal testimony of the war experience.

The interactive construction of this museum is particularly successful. Touch screens, the interactive poppy armband, video projection, sound fragments... everything is focused on an intense experience and an authentic immersion in life at the front. The name and logo of the museum are derived from the poem 'In Flanders Fields' by the Canadian doctor and soldier John McCrae. No doubt you will recognise the last lines of the poem: 'We shall not sleep, though poppies grow in Flanders fields'.

The museum is accessible with assistance. Two wheelchairs are available at the counter. These must be reserved in advance. On the somewhat steep, inclined metal ramp at the entrance, you can use a push. The museum has an adapted toilet. The cafeteria is also accessible and there are a number of tables that are accessible for the wheelchair user.

For blind and visually impaired visitors, a special guided tour can be arranged. A Braille guide is also available. On the Grand Place, in front of the Lakenhalle, there is a bronze touch model. Children with a visual or reading disability can also borrow the Daisy book 'Het droommuseum van Dre' in the IFFM so that they can listen to it on their own MP3 or CD/DVD player. You can also borrow the audio book on CD-ROM in the library of Ypres and other West Flemish libraries and in the Luisterpunt ([www.luisterpuntbibliotheek.be](http://www.luisterpuntbibliotheek.be)).



©Potyze 3 - Stad Ieper - photographer Harold Naye

## Ypres - Yper Museum

Grote Markt 34  
8900 Ypres  
Tel.: +32 57 23 92 20  
E-mail: [ypermuseum@ieper.be](mailto:ypermuseum@ieper.be)  
Website: [www.ypermuseum.be](http://www.ypermuseum.be)



The Yper Museum is an open heritage house about and for Ypres and the Westhoek. It tells the history of the city in its region: from the beginning, about the medieval Ypres as a leading European city, until now. The Yper Museum links the cultural heritage with the small and large world of the past, today and tomorrow. It brings people together. Each target group, from children to experts, is introduced interactively to eleven centuries of Ypres and the Westhoek. There are numerous interactive elements, touch elements, sound and image fragments. There is a step-free path for pedestrians to the building. There is a 3 cm step at the entrance. The doors offer sufficient passage width but are heavy to open. The counter at the entrance to the museum has a lowered part and is accessible for the wheelchair user. Every visitor receives a badge when buying an entry ticket (armband with cat's paw). At the entrance and exit to the exhibition, there are security gates. These can be opened with the 'Cat's paw' badge. There is sufficient circulation

space throughout the museum. All floors are reachable via an easily accessible lift. The exhibition is located on +1 and +2. A great deal of attention has been paid to accessibility and this is also reflected in the layout. In the exhibition zones adequate circulation is provided and the information tables are accessible for the wheelchair user, the experience elements can be operated and everything can be viewed well from the wheelchair. Only a very limited part is not accessible for wheelchair users (+3 only accessible by stairs). A walker and a roll cart are available at the counter. You can reserve these in advance.

There is an adapted toilet near the counter. Due to the positioning of the children's toilet, there is no moving space next to the toilet for sideways transfer. Further, there is sufficient circulation space in the toilet itself. There are two good grab bars and a wheelchair accessible washbasin with automatic tap.

A multi-sensory guided tour has been developed for blind and visually impaired people in collaboration with the target group. Reserve the multi-sensory guided tour for visually impaired people via [reservaties.musea@ieper.be](http://reservaties.musea@ieper.be). All film fragments are subtitled.

## Koekelare - Käthe Kollwitz Museum

Sint Maartensplein 15b  
8680 Koekelare  
Tel.: +32 51 61 04 94  
E-mail: [cultuurentoerisme@koekelare.be](mailto:cultuurentoerisme@koekelare.be)  
Website: [www.toerismekoekelare.be](http://www.toerismekoekelare.be)

The Käthe Kollwitz Museum is based in the former Malt Attic of the old Brewery in Koekelare. There is adjusted parking on the square in front of the brewery site. There is an alternative entrance for people in wheelchairs next to the glass main entrance (which is not accessible to wheelchairs). On the steep downwards slope towards it, some help may be needed.

On your way to the reception, you'll pass an angled step of 6 cm. A small elevator (107 x 127 cm) will take you to the museum on +2. Everything is easy to view for all, although small texts could be difficult to read. There is a small adjusted toilet near the alternative entrance and the reception, but the sink hinders a forward transfer.



## Koekelare - Long Max Museum

Clevenstraat 2, 8680 Koekelare  
Tel.: +32 (0)475 58 50 51  
E-mail: [info@langemaxmuseum.be](mailto:info@langemaxmuseum.be)  
Website: [www.langemaxmuseum.be](http://www.langemaxmuseum.be)

The story of the First World War is seldom heard from the German side. The renovated Lange Max museum is dedicated to telling this story. The information is tailored to everyone's interests and age. The information is provided via an audiophone, texts, digital screens and portable touch screens. All the information is available on portable screens. The museum has developed its own app for this purpose. The nearest bus stop is 350 m away.

The accessible parking spaces on flat cobblestones are next to a hardened path to the entrance. There is sufficient space. The desk cannot be manoeuvred under by wheelchairs. The baker's house is difficult to access due to the narrow doors (71 to 78 cm). The exhibition space at the entrance and the museum itself are easily accessible. The outdoor paths on the park vary from tiles to hard dolomite. The path to the canon is made of grass. The toilet (more spacious in the women's) is very tight for a wheelchair user and there are no grab rails. The information and interactive elements are easily accessible. Via tablets, you can find all the information that would otherwise be difficult to see. Upon request, guided tours for people with disabilities can be organised.

## Poperinge – Hop Museum

Gasthuisstraat 71, 8970 Poperinge  
Tel.: +32 57 33 79 22  
E-mail: [hopmuseum@poperinge.be](mailto:hopmuseum@poperinge.be)  
Website: [www.hopmuseum.be](http://www.hopmuseum.be)

The Hop Museum is housed in the buildings of the former Municipal Scales, where hops, the main ingredient of beer, were weighed, inspected and pressed until the end of the 1960s. You can now discover the Belgian hop and beer culture in an intriguing way. The history of hop growing is brought to life using hop tools and visual materials.

You can also learn about the diverse applications of hops, the main one being in the production of beer. The unique aroma of this plant, the interactive section, the old short films, the beer collection with over 1,500 Belgian beers and many other things guarantee an extremely successful museum visit. You might need help to open the double doors. The exhibition rooms can be reached using the lift, but because of the passageways there is little room to manoeuvre. There is an adapted toilet, but because of the position of the toilet, it is too small to use for most wheelchair users (54 cm in front of the toilet.).

## Poperinge - Talbot House

Gasthuisstraat 43, 8970 Poperinge  
Tel.: +32 57 33 32 28  
E-mail: [info@talbothouse.be](mailto:info@talbothouse.be)  
Website: [www.talbothouse.be](http://www.talbothouse.be)



The most famous soldiers' club of the Great War underwent a thorough renovation. Colour was brought to the garden and several rooms in the house were restored including the chapel, the kitchen and the hall. The brand new tablet system, Tubby's Story Tablets, is a digital guide that takes you through the museum, garden and the house. The tablets point the way and let you stop at certain places to listen to a story. Besides being a museum, Talbot House is still the Every Man's Club that it always was. Enjoy a cup of tea in the canteen of the house or reserve a room and spend the night in the museum. The 100th anniversary was celebrated on 15 December 2015. The museum is accessible with assistance and extra effort. You might need assistance to open the rather heavy glass entrance door. The

permanent exhibition on the ground floor and the concert hall at +1 are easily accessible, although the incline on the way to the lift may cause some inconvenience. The adapted toilet is too small for wheelchair users to use comfortably. The Talbot House itself and the temporary exhibition in the courtyard garden 'Het Slessorium' are not accessible for wheelchair users. Every visitor or group of visitors gets a tablet that guides them along a number of hotspots through the House, garden and the museum. Once the first hotspot is reached, a 'story' (film, narrative voice, music, print, photo) automatically starts playing. In this way, the Talbot House archive literally comes to life.



## Veurne – Free Fatherland Experience Centre

Grote Markt 29  
8630 Veurne  
Tel.: +32 58 33 55 31  
E-mail: [info@vrijvaderland.be](mailto:info@vrijvaderland.be)  
Website: [www.vrijvaderland.be](http://www.vrijvaderland.be)



'Vrij Vaderland' (Free Fatherland) does not focus on the battlefield of the Great War, but rather on the last piece of unoccupied Belgium, the so-called Belgian Sector, from where King Albert I held out against the German occupiers. You experience the story behind the front, the everyday life in this unoccupied area. You see a veritable melting-pot of people, multiculturalism before the term existed. The atmospheric exposition deals with themes such as care, education and jurisprudence through modern media and traditional elements. In the same building, you can find the A+ labelled and thus comfortable accessible tourist information office and visitors' centre of Veurne. The museum Vrij Vaderland on +1 can be reached via a spacious lift. In the museum, there is sufficient circulation space everywhere and the exhibited material is clearly visible to everyone. All texts are also made available on tablet, available at the reception desk. For various experience elements, information is also available via a QR code. The texts in the museum are all read aloud and the film clips are subtitled. On the ground floor, as well as on the first floor, small differences in height are bridged by inclined surfaces. There is a well-equipped adapted toilet on +1, also reachable by lift.



## Zonnebeke – The Old Cheese Factory (Passendale)

's Graventafelstraat48a  
8980 Zonnebeke  
Tel.: +32 474 61 60 56  
E-mail: [info@deoudekaasmakerij.be](mailto:info@deoudekaasmakerij.be)  
Website: [www.deoudekaasmakerij.be](http://www.deoudekaasmakerij.be)

Somewhere in Flanders fields - a stone's throw from Tyne Cot Cemetery, the symbol of the indelible traces of the First World War in this region - you will find Sint-Jozef, a cheese maker from the inter war period. In this beautiful piece of heritage, we bring the rich tradition of cheese-making back to life in a fascinating, interactive way and you learn everything you always wanted to know about

cheeses but never dared to ask. After the museum visit you can visit our brasserie for a tasting of various sorts of cheese, a beer tasting or a cheese-making workshop. You will probably need help on the inclined access pathway and to open the entrance door.

You will also need a push along the sloped ramp to reach the exhibition rooms on the ground floor and in the basement. The exhibition rooms in the basement are accessible via a platform lift 79 cm wide and 100 cm deep. There are accessible toilets in the museum. The entire tour is also available in Braille and can be obtained from the cashier.

## Zonnebeke - Passchendaele Museum

Berten Pilstraat 5a  
8980 Zonnebeke  
Tel.: +32 51 77 04 41  
E-mail: [info@passchendaele.be](mailto:info@passchendaele.be)  
Website: [www.passchendaele.be](http://www.passchendaele.be)

The Passchendaele Museum tells the story of the First World War with a particular emphasis on the Battle of Passchendaele. This battle, in 1917, is known as one of the most horrific battles from the First World War, with nearly 600,000 casualties for a territorial gain of a mere eight kilometres.

The museum focuses on the visitor's experience with an interactive display. Using authentic letters, uniforms, video fragments ... young and old get an insight into how life must have been on and around the battlefields. In the reconstructed dugout you can experience how the British lived underground in 1917. The faithfully reconstructed British and German trenches with shelters connect the underground parts of the museum. The visit concludes with an exhibition of the work of the Commonwealth War Graves Commission.

The youngest visitors can go off on their own with Lisa, her nephew Louis and their friend Maurice, the museum rat. Lisa and Louis visit their grandfather, who collects WWI items in the castle of Zonnebeke. Maurice uses a folding map and a listening game to take the children on a tour of discovery through the museum. The interactive elements throughout the entire museum collection ensure that children become acquainted with this piece of history in an interesting way. Along the way they carry out fun assignments.

The Passchendaele Museum is situated in the grounds of Zonnebeke castle grounds, in the middle of the former battlefield. Important links are the Polygon Wood, the

many bunkers and the free visitors' centre of CWGC Tyne Cot Cemetery, the largest Commonwealth cemetery in the world. Right next to the museum are the eight 'Memorial Gardens' in the Passchendaele Memorial Park. From the gardens you have a beautiful view of the 'pou maumahara'. This 8 metre high Maori wooden sculpture commemorates the New Zealand Māori and other soldiers from the First World War.

The museum is accessible, but requires a little help and extra effort. The reception staff is pleased to give you tailored advice. You can reach the entrance hall and the different floors of the museum via the lift at the side of the building. The lift in the annexe will take you to the -1. Although both lifts are rather small, they can be used by most wheelchair users. However, these alternative routes for wheelchair users are not clearly indicated. Throughout the museum you will come across some narrow corridors and steps where you may need some help. The adapted toilet (women's restroom) in the main building is spacious. The adapted toilet at -1 is a bit smaller and less comfortable for wheelchair users. You can also use some help to open the door.

Not all experience elements and info panels are equally suitable for seated use. The dugouts at -1, which were recently extended, can be visited by wheelchair. The rooms can only be entered via small steps, but you have a good view of them from the passageway. From the viewing point outside, wheelchair users have a good view of the open-air network of constructed trenches (the trenches themselves are not accessible for the wheelchair user).

The museum is highly interactive and appeals to all the senses. Numerous objects from WWI can be touched and visitors can experience safely and first-hand how the various types of gases smell.



## Monuments, Cemeteries and buildings

### Alveringem – Belgian Military Cemetery Oeren

Oerenstraat, 8690 Oeren

Website: [www.flandersfields.be/nl/doen/belgische-militaire-begraafplaats-oeren](http://www.flandersfields.be/nl/doen/belgische-militaire-begraafplaats-oeren)

Around the small church of the Alveringem borough of Oeren, a military cemetery was constructed during WWI in which 508 Belgian soldiers are buried. Once there were many 'heldenhulde' gravestones here, marked by the letters AVVVK. In February 1918, these letters were smeared on some 38 graves. Today there are still five 'heldenhulde' gravestones in this cemetery. You can use some help to open the entrance gate, which stands open during the summer months. The main concrete path is passable, but on the uneven side paths in grass, you can use a little push.

### Diksmuide – German Military Cemetery Vladslø

Houtlandstraat, 8600 Diksmuide

Website: [www.flandersfields.be/nl/doen/duitse-militaire-begraafplaats-vladslo](http://www.flandersfields.be/nl/doen/duitse-militaire-begraafplaats-vladslo)

Vladslo is home to one of the largest German military cemeteries in Flanders, with 25,638 fallen soldiers. With her world-famous image 'Treurend ouderpaar' (The grieving parents), the German expressionist Käthe Kollwitz pays tribute to her 18-year-old fallen son. The cemetery is difficult for wheelchair users to access. However, manual wheelchair users who receive assistance to negotiate the cobblestone access path and the 15 cm step at the entrance, can view Käthe Kollwitz's famous 'Treurend ouderpaar' sculpture group. A hardened path (70 cm wide) leads you across the cemetery to the artwork.

### Heuvelland - Bayernwald

Voormezelestraat, 8950 Heuvelland

Tel.: +32 57 45 04 55

E-mail: [toerisme@heuvelland.be](mailto:toerisme@heuvelland.be)

Website: [www.flandersfields.be/nl/doen/bayernwald](http://www.flandersfields.be/nl/doen/bayernwald)

The impregnable German trench positions on the hill in Wijtschate played an important role in the Battle of Messines. The French called the area Bayernwald.

To visit the site, you need to buy tickets in advance from the tourist office in Heuvelland (Sint-Laurentiusplein 1, 8956 Heuvelland, +32 57 45 04 55). As a wheelchair user, ask for the special tickets with which you can open the gate for groups. This gate is the wheelchair-friendly alternative to the swing gate at the entrance. When leaving the site, someone accompanying the group must first go through the swing gate and then open the gate for the wheelchair users with the special ticket. Wheelchair users cannot descend into the trenches, but you have a good view of the trench system from a semi-hardened path. At one place there is a lowered entrance where you have a better view into the trenches. The scale model of the site in the pavilion is not accessible for the wheelchair user. There are no parking spaces at the site, but you can park on the road in a reserved parking space. In the pavilion you can find a relief map of the site.



---

## Heuvelland - Kemmelberg - Monument aux Soldats Français

---

Kemmelbergweg, 8950 Heuvelland

Website: [www.flandersfields.be/nl/doen/frans-massagraf-ossuaire-fran%C3%A7ais](http://www.flandersfields.be/nl/doen/frans-massagraf-ossuaire-fran%C3%A7ais)

Since 1932, on top of the Kemmelberg, there has been a commemorative column honouring the memory of the many fallen French soldiers. They fought here in April 1918 during the Battle of the Kemmelberg. This 'Monument aux Soldats Français' (monument for French soldiers) symbolises the Roman goddess of victory, Victoria. That is why the commemorative pillar is often called 'Den Engel' (the angel). This monument looks out over the French mass grave at the foot of the Kemmelberg. The site is accessible with assistance. The problem is the bad state of the foundations of the paths. There is parking nearby.

---

## Ypres - Artillery Wood Cemetery

---

Poezelstraat 3, 8904 Boezinge

Website: [www.wol.be/nl/db-items/artillery-wood-cemetery](http://www.wol.be/nl/db-items/artillery-wood-cemetery)

Artillery Wood Cemetery is a British military cemetery for 1307 soldiers in Boezinge. It was built at the end of July 1917 after the Battle of Pilkem Ridge, where the Artillery Wood division concurred the area east of the Ypres-Iser Canal from the Germans. It remained a front-line cemetery until March 1918.

At the entrance, you will need assistance because of the 10 cm step. There is an alternative access via a grassy slope, but it is quite steep.

---

## Ypres - Hill 62 - Sanctuary Wood Cemetery

---

Canadalaan 23, 8902 Zillebeke

Website: [www.flandersfields.be/nl/doen/hill-62](http://www.flandersfields.be/nl/doen/hill-62)

Hill 62 is a hill in the vicinity of Ypres. '62' indicates that hill 62 is 62 metres above sea level. Hill 62 or Höhe 62 fell into German hands in 1916 until captured by Canadian troops. The Canadians suffered huge losses during this conquest. The alternative access for wheelchair users through the service entrance is not clear. The paths are of smooth grass.

---

## Ypres - Menin Road South Military Cemetery

---

Meenseweg 175, 8900 Ieper

Website: [www.ww1cemeteries.com/menin-road-south-military-cemetery.html](http://www.ww1cemeteries.com/menin-road-south-military-cemetery.html)

Menin Road South Military Cemetery is located approximately 1 km from the Grote Markt in Ypres. 1,657 soldiers are buried there. The cemetery was brought into use in January 1916 and was used until the summer of 1918 by medical posts and fighting units. You will need assistance on the steep ramp at the alternative access which is not signposted.



## Ypres – The Menin Gate

Menenstraat, 8900 Ypres  
Website: [www.lastpost.be](http://www.lastpost.be)




The Menin Gate, a slice of British territory in Flanders, is an iconic building and a good example of the prevailing, triumphalist, nationalist sentiment after World War I. The monument was created by Sir Reginald Blomfield. He designed this memorial as a classic triumphal arch. The Menin Gate is a 'memorial to the missing', a tribute to all soldiers of the British Commonwealth who died in Flanders Fields and whose bodies have never been found. The names of approximately 55,000 Commonwealth soldiers who were reported missing before 15 August 1917 have been carved into its walls. Every evening at 8 pm, the clarion players of the Last Post Association play the Last Post under the Menin Gate out of respect for the fallen.

The Menin Gate is only partly accessible for the wheelchair user. The fortifications above the Menin Gate, on which you can read the names, can only be reached via steps. The names on the ground floor / at street level can be read without having to take any steps. The path leading to the alternative route with incline to the fortifications is not accessible for the wheelchair user. However, the central hall, where you can attend the Last Post every day, is accessible. Above the Menin Gate you can touch the scale model, an exact replica of the monument.



©Menin Gate by night - Ypres- photographer Bart Vandenbroucke



©Menin Gate by night - Ypres- photographer Bart Vandenbroucke

## Ypres - New Irish Farm Cemetery

Briekestraat 1, 8900 Ypres  
Website: [www.flandersfields.be/nl/doen/new-irish-farm-cemetery](http://www.flandersfields.be/nl/doen/new-irish-farm-cemetery)

This large Commonwealth cemetery was created in 1917 after this area was declared safe. Previously, the front line ran here. New Irish Farm Cemetery initially consisted of 73 graves. Following the clearing of the surrounding small cemeteries, the cemetery was expanded after WWI with more than 4,500 graves of soldiers. The cemetery is accessible independently via an alternative entrance next to the gate. A small part of the cemetery is higher and can only be reached via steps.

## Ypres - Saint-Charles De Potyze

Zonnebeekseweg, 8900 Ypres  
Website: [www.flandersfields.be/nl/doen/saint-charles-de-potyze](http://www.flandersfields.be/nl/doen/saint-charles-de-potyze)

Two white stone columns flank the entrance to this French military cemetery in Ypres. Some 4,000 French soldiers are buried here. Most of them fell between October 1914 and April 1915. In a mass grave at the back, 600 unknown soldiers found their final resting place. To the left of the entrance is a sculpture group, a Breton cross with pietà. The graves are marked with upright crosses. You could use a push on the access path which is in a poor state here and there.



---

## Ypres - Potyze Burial Ground

---

Potijzestraat 51, 8900 Ypres

Website: <https://inventaris.onroenderfgoed.be/erfgoedobjecten/201079>

In the hamlet of Potyze, there was once a castle known to the British as the 'White Château'. In the summer of 1918, the castle was on the front line. As a consequence of the fighting and the heavy shelling, little was left of it. Around the castle, several cemeteries were constructed. There are 586 soldiers buried in this cemetery. Potyze Burial Ground Cemetery is a cemetery with an irregular ground plan and covers an area of approximately 4,420m<sup>2</sup>. The cemetery has a slightly sloping terrain and is surrounded by a brick wall (covered with white natural stone), which is laid out on several levels.

There is a step at the gateway, but also a flat alternative access. However, this is not well signposted.

---

## Ypres – St. Martin's Cathedral

---

Vandenpeereboomplein, 8900 Ypres

Tel.: +32 57 23 92 20

E-mail: [toerisme@ieper.be](mailto:toerisme@ieper.be)

Website: [www.toerismeieper.be/toegankelijk-ieper](http://www.toerismeieper.be/toegankelijk-ieper)

Situated behind the Cloth Hall, St. Martin's Cathedral is an old gothic style bishops' church, rebuilt after the First World War. It has the graves of bishop Jansenius and of count Robrecht van Bethune, the 'Lion of Flanders'. After World War I, this church has been rebuilt in gothic style. Complete access is via a special side entrance, although the doors are too heavy to open independently.

---

## Ypres - Site John McCrae - Essex Farm Cemetery

---

Diksmuidseweg 148, 8900 Ypres

Website: <https://www.flandersfields.be/en/do/essex-farm-cemeterysite-john-mccrae>

Along the Ypres-Yser Canal, just outside Ypres, is the John McCrae site. The Canadian doctor John McCrae wrote his famous poem *In Flanders Fields* here in May 1915. John McCrae died in 1918 and is buried in Wimereux, France. Near the John McCrae site, you will find Essex Farm Cemetery. John McCrae had a shelter dug here to care for the first gas victims in 1915. A few days later, Essex Farm Cemetery was constructed. You can use a path of convex cobblestones at the John McCrae site. The path to the bunkers is in poor condition and very steep. On the cobblestoned access path to Essex Farm Cemetery, you may also need a push.



©Essex Farm Cemetery - Ypres - photographer Jan D. Hondt



German War Cemetery - Grieving Parents - Käthe Kollwitz.

---

## Ypres - Yorkshire Trench and Dug-out

---

Bargiestraat, 8904 Boezinge

Website: [www.flandersfields.be/nl/doen/yorkshire-trench-and-dug-out](http://www.flandersfields.be/nl/doen/yorkshire-trench-and-dug-out)

This stretch of trench from 1915 came to light in the 1990s when a new industrial estate was being built along the Ypres/Yser Canal. The 'Yorkshire Trench' was created after the first gas attack in 1915. This trench from the first British line was later enlarged to include a 'deep dug-out' or underground shelter. The site is accessible independently. Passageways and rooms are shown above ground and can largely be viewed from the path accessible for the wheelchair user.

---

## Langemark-Poelkapelle - Charles Dresse Monument

---

Poperingestraat 27, 8920 Langemark-Poelkapelle

Website: [www.wol.be/en/db-items/memorial-adjutant-charles-dresse](http://www.wol.be/en/db-items/memorial-adjutant-charles-dresse)

The Charles Dresse Monument is a memorial cross to Adjutant Dresse. It consists of a Breton calvary cross, enclosed by a large square surrounding wall. Next to the road, there is an area from where you can view the monument. The surface is of earth and sand. Around the monument, the surface is of grass and you get there through a gate with a 3 cm step.

---

## Langemark-Poelkapelle - Guynemer Monument

---

Poperingestraat 27, 8920 Langemark-Poelkapelle

Website: [www.wol.be/en/db-items/memorial-adjutant-charles-dresse](http://www.wol.be/en/db-items/memorial-adjutant-charles-dresse)

In the centre of Poelkapelle, you can find this monument which honours the French pilot Georges Guynemer, member of the Escadrille des Cigognes, an elite corps of the French air force, who succeeded in bringing down more than fifty German fighter planes. He was shot down by a German plane on 11 September 1917, but his body was never found. On top of a tall column, there is a bronze stork with wings flapping, flying in the direction where Guynemer is supposed to have crashed. Guynemer's last day's order is chiselled in the stone. The footpath to the monument is rather narrow and the crossings have not been lowered. However, the monument is clearly visible from a distance.

---

## Langemark-Poelkapelle - Poelcapelle British Cemetery

---

Brugseweg, 8920 Langemark-Poelkapelle  
Tel.: +32 57 49 09 41  
E-mail: [toerisme@langemark-poelkapelle.be](mailto:toerisme@langemark-poelkapelle.be)  
Website: [www.flandersfields.be/nl/doen/poelcapelle-british-cemetery](http://www.flandersfields.be/nl/doen/poelcapelle-british-cemetery)

This cemetery in Poelcapelle is the third largest Commonwealth cemetery in the Westhoek. Poelcapelle British Cemetery was only created in 1919. Some 7,500 soldiers are buried there. Many of them died during the autumn of 1917. The youngest soldier lies here. John Condon : 14 years old.

The alternative access for wheelchair users at the car park is far from the main entrance. This entrance is signposted. The gate is very heavy to open.

---

## Mesen - Irish Peace Park

---

Armentierssteenweg, 8957 Mesen  
Tel.: +32 57 22 17 14  
E-mail: [info@mesen.be](mailto:info@mesen.be)  
Website: [www.flandersfields.be/nl/doen/iers-vredespark](http://www.flandersfields.be/nl/doen/iers-vredespark)

Mesen is a small town with a touch of Irish allure. On the Messines Ridge, soldiers from both Northern Ireland and the Republic of Ireland, Protestants and Catholics, fell during the First World War. The Vredespark was built by young people from both parts of the island. A circular tower in the Vredespark stands as a memorial to all those from all over the island of Ireland who fell, and it transcends religious and political differences. The tower aims to be a symbol of reconciliation for the past, the present and the future. Commemorative events are held on 7 June and 11 November. The site is accessible independently.

---

## Mesen - St.Nicholas Church

---

Kerkstraat, 8957 Mesen  
Tel.: +32 57 22 17 16  
E-mail: [an.geerardyn@mesen.be](mailto:an.geerardyn@mesen.be)  
Website: [www.mesen.be/sint-niklaaskerk-2](http://www.mesen.be/sint-niklaaskerk-2)

The St.Nicholas church in Mesen is worth a visit for a number of reasons. Local people call it the 'dikkop' (fat head) of Mesen because of its dome. Due to its dome-shaped form the tower can be seen from quite a distance away. The tower houses a peace carillon of 46 bells! The church was badly damaged during the First World War; only the 11th century Roman crypt survived. However, the church was rebuilt after the War. In the crypt, there is a commemorative plaque in honour of Countess Adèle of France, wife of Baldwin V, the Count of Flanders.

The alternative entrance via the side of the church, is entirely step-free. To open the heavy door to the prayer and contemplation room, you can use some extra help. The crypt, located in the basement, is not accessible for the wheelchair user.

## Poperinge – Execution Site and Death Cells

Guido Gezellestraat 1, 8970 Poperinge

Tel.: +32 57 34 66 76

E-mail: [toerisme@poperinge.be](mailto:toerisme@poperinge.be)

Website: [www.flandersfields.be/nl/doen/dodencellen-executieplaats-poperinge](http://www.flandersfields.be/nl/doen/dodencellen-executieplaats-poperinge)

During the First World War, at least four British soldiers were executed in the courtyard of Poperinge town hall. In the cells for the condemned you can experience the last moments of a soldier waiting to be executed and try to decipher the graffiti left behind by the prisoners. The execution post was moved and is now clearly visible from the condemned cell. A bench and a wall encase the post and raise the grim intimacy of the execution place. Concrete bricks with here and there the imprint of a bird's foot: it serves as a reference to the fragility of man. Erwin Mortier's poem exposes the deeper dimension of this location. Text panels and a soundtrack clarify the phenomenon of 'shot at dawn'.



The courtyard with the execution post is accessible without assistance, you can reach it via Guido Gezellestraat. The cells for the condemned themselves are accessible for wheelchair users, but because of a rather narrow door with a width of 78 cm and the limited circulation space in the cells, you may need some assistance or extra manoeuvring.

## Poperinge - Lijssenthoek Military Cemetery

Boescheepseweg 35A, 8970 Poperinge

Website: <http://www.lijssenthoek.be>



Lijssenthoek Military Cemetery is the impressive witness of more than four years of a violent war. From 1915 until 1920, the largest evacuation hospital of the Ypres Salient was situated in the hamlet of Lijssenthoek. The 10,784 hospital patients who died here were buried on-site. Discover the story of the 11,000 soldiers who are buried here in the visitor centre next to Lijssenthoek Military Cemetery.

The visitors' centre is comfortably accessible. The offer is easily accessible and visible. All information can be consulted on a lowered screen with roll under clearance. The headphones of the listening wall are positioned at various heights so wheelchair users and children can also easily reach them. The toilet door near the car park is heavy and free space and clearance are limited, but manageable. There is a safety rail. There is limited clearance under the washbasin for a wheelchair. At the corner of the car park and the path to the visitor centre you will find a map in relief of the site. A floor plan in relief of the visitor centre is also available in the building.



©Lijssenthoek Military Cemetery - photographer Piet De Kersgieter



©Lijssenthoek Military Cemetery - photographer Piet De Kersgieter

---

## Poperinge - New Military Cemetery

---

Deken De Bolaan 127, 8970 Poperinge  
 Website: [www.wol.be/nl/db-items/poperinge-new-military-cemetery](http://www.wol.be/nl/db-items/poperinge-new-military-cemetery)

Poperinge was in British hands for almost the entire war. It was an important place because it was the closest town to Ypres that was large and relatively safe from bombardment. The Old Military Cemetery was used during the first battle of Ypres and was closed at the beginning of May 1915. The New Military Cemetery was opened in June 1915. This cemetery has about 950 graves. The cemetery is accessible independently via an alternative entrance.

---

## Poperinge – Saint John’s Church

---

Sint-Janskruisstraat 21, 8970 Poperinge  
 Tel.: +32 57 33 46 93  
 E-mail: [e.h.moensd@gmail.com](mailto:e.h.moensd@gmail.com)  
 Website: [www.toerismepoperinge.be/nl/pagina/1212-1224-1258-1322/sint-janskerk.html](http://www.toerismepoperinge.be/nl/pagina/1212-1224-1258-1322/sint-janskerk.html)

The Gothic Saint John’s Church was built between the late 13th and mid-14th century. The church is home to the miraculous statue of the Virgin Mary that is carried during the annual Maria-Ommegang, a religious historic pageant. The statue has been worshipped passionately since 1479. The tombstone in front of the altar reveals the essence of the miracle that unfolded: a stillborn child was excavated and found to be alive. The Maria-Ommegang commemorates this miraculous event with an annual procession through the streets of Poperinge, held on the first Sunday in July. There are also paintings dating from between the 16th and 19th century and some interesting church treasures. You reach the church via a flat, obstacle-free path. You can gain access to the church via a double door that is easy to open. The doors are rather narrow when opened singly, but when both of them are open there is sufficient space for a wheelchair to gain access. Inside the church everything is easily accessible.

---

## Veurne – Belgian Military Cemetery Steenkerke

---

Steenkerkestraat, 8630 Veurne  
 E-mail: [visit@veurne.be](mailto:visit@veurne.be)  
 Website: [www.flandersfields.be/nl/doen/belgische-militaire-begraafplaats-steenkerke](http://www.flandersfields.be/nl/doen/belgische-militaire-begraafplaats-steenkerke)

In Steenkerke, near Veurne, there is a Belgian military cemetery. 508 Belgian soldiers are buried here. During WWI, Steenkerke had an infirmary. Soldiers who died there were buried in this cemetery. Corporal Joe English had his final resting place here until 1932. He is now buried in the crypt of the Yser Towers. You can park in front of the entrance to the cemetery, although there is no reserved parking space and the dolomite substrate is in poor condition. Other than that, the cemetery can be easily accessed.

---

## Veurne - Ossuaire Français Veurne

---

Oude Vestingstraat, 8630 Veurne  
 E-mail: [visit@veurne.be](mailto:visit@veurne.be)  
 Website: [www.flandersfields.be/nl/doen/frans-militair-ereperk-veurne](http://www.flandersfields.be/nl/doen/frans-militair-ereperk-veurne)

In the municipal cemetery in the centre of Veurne, there is a French mass grave for 80 soldiers. In this cemetery you can also find a French commemorative garden with some 150 graves. Between the French crosses there are also 8 Arabic gravestones. You also find here the grave of Karel Cogge here. He played a crucial role in the flooding of the IJzervlakte in 1914. The site is accessible with assistance. This assistance is needed because the surface of the paths is in a somewhat less good condition.

---

## **Veurne - Sint-Walburga Church**

---

Sint-Walburgastraat, 8630 Veurne

Tel.: +32 58 33 55 31

E-mail: [visit@veurne.be](mailto:visit@veurne.be)

Website: <https://www.veurne.be/nl/ontdek-veurne/bezienswaardigheden/sint-walburgakerk>

Elegant St. Walpurga Church is one of several architectural gems in Veurne. It was probably built in the 9th century and rebuilt in the 13th and 14th centuries. The transept and neo-Gothic nave were completed in the early 20th century. The early Gothic choir (13th century) with choir and apse chapels was preserved, however. The Gothic West Tower (14th century) remained unfinished. The church interior has choir stalls in the Flemish Renaissance style (1596), an 18th-century pulpit, and numerous artworks from the 16th-18th centuries. Right after the entrance door there are two steps. A ramp is provided but it is too steep to use without help.

---

## **Vleteren – Belgian Military Cemetery Westvleteren**

---

Sint-Maartensstraat, 8640 Vleteren

Website: [www.flandersfields.be/nl/doen/belgische-militaire-begraafplaats-vleteren](http://www.flandersfields.be/nl/doen/belgische-militaire-begraafplaats-vleteren)

French soldiers started the construction of this cemetery in the autumn of 1914. It was not until June 1916 that fallen Belgian soldiers found their final resting place here. After the war, this cemetery was enlarged with the graves of Belgian soldiers. The remains of the French soldiers were exhumed and taken to their places of residence. Today, there are 1207 Belgian graves here. You will need some assistance on the main gravel path and on the uneven grass paths between the graves.

---

## **Zonnebeke - Tyne Cot Cemetery + Visitor Centre**

---

Vijfwegestraat

8980 Zonnebeke

Website: [www.flandersfields.be/nl/doen/tyne-cot-cemetery](http://www.flandersfields.be/nl/doen/tyne-cot-cemetery)

A visit to the Tyne Cot Cemetery leaves no one unmoved. No fewer than 11,960 soldiers rest here, all victims of the 'Great War'. It is also the largest Commonwealth cemetery in the world. Behind stands the Tyne Cot Memorial, with 35,000 names of missing soldiers. One of the best known graves is that of Australian Captain Clarence Smith Jeffries. The cemetery receives more than 180,000 visitors annually. In the small visitors' centre you can find out more about this memorable place. Much attention is paid to the Battle of Passchendaele in 1917.

The cemetery can be accessed via an alternative entrance at the back of the cemetery (parking side). The inclines on the paths are sometimes a little steep. You may also need some assistance on the ramp to the visitors' centre and when opening the door. There is an adapted toilet, but it is difficult to reach because of the pebblestone path. The space in the toilet is limited but usable.



## Walking

### Heuvelland – Wheelchair Network Westouter “With a view of the mountains”

Sint-Laurentiusplein 1, 8956 Kemmel  
 Tel.: +32 57 45 04 55  
 E-mail: [toerisme@heuvelland.be](mailto:toerisme@heuvelland.be)  
 Website: [www.toerismeheuvelland.be/nl/rolstoelwandelnetwerk](http://www.toerismeheuvelland.be/nl/rolstoelwandelnetwerk)

The wheelchair network Westouter ‘Met zicht op de bergen’ (With a view of the mountains) is a walking area in and around Westouter. The paths in the undulating landscape are mostly asphalted but there are also some gravel paths in the network as well. The network extends over the Vidaigneberg, Rodeberg and Sulferberg. You walk through three nature reserves: Broekelzen, the Rodeberg domain forest with the Hellegat and the Sulferberg.

A map with more information, both general tourist information as well as information about accessibility, is available for purchase in the information office. The map can also be ordered via the Heuvelland website: <https://shop.toerismeheuvelland.be/nl/rolstoelwandelnetwerk-4>.

### Ypres – Provincial Visitor Centre De Palingbeek

Vaartstraat 7  
 8902 Zillebeke  
 Tel.: 057/23 08 40  
 E-mail: [bc.palingbeek@west-vlaanderen.be](mailto:bc.palingbeek@west-vlaanderen.be)  
 Website: [www.west-vlaanderen.be/bezoekerscentra](http://www.west-vlaanderen.be/bezoekerscentra)



Extensive area for walking with lots of flora and fauna. The paths are easily accessible. A map that indicates the accessible pathways is available at the visitors centre or at the website. Visitors with a learning disability can go on a quest (paying - not suitable for wheelchair users). There is also an eco farm with accessible activities, suitable for persons with a physical or intellectual disability and for deaf, hard of hearing, blind and visually impaired participants.

### Lo-Reninge – Walks and Guided Tours- VVV Lo-Reninge

Markt 17A  
 8647 Lo-Reninge  
 Tel.: +32 58 28 91 66  
 E-mail: [info@lauka.be](mailto:info@lauka.be)  
 Website : [www.lo-reninge.be/visit](http://www.lo-reninge.be/visit)

VVV Lo-Reninge organises various guided tours which are wheelchair accessible:

- The city walk in Lo
- Towers talk in Lo
- Reninge in a nutshell

- Phoenix, reconstruction in the Westhoek (Lo, Reninge, Noordschote or Pollinkhove)
- Women’s histories
- Guided visit to visitors’ centre Jules Destrooper

#### Musical walks with:

- Reginald and Romuald
- Wim and Trui Chielens
- Forgotten beer
- Yves Bondue

These guided visits and walks are always tailored and organised in consultation with the group.

## Ypres – Walk through the authentic war landscape of the Ieperboog



### **The Bluff**

Palingbeekstraat  
8902 Hollebeke (Ypres)

An info box was created for 'The Bluff', telling the story of Palingbeek and the Southern Ypres Salient. Walk through the crater landscape on a boardwalk. The entrance to The Bluff starts at the pavilion's boardwalk path. The paths are sufficiently wide and step-free. There is a spacious area on the boardwalk by the crater wall. At this point, there is an information board and, after that, the path leads via stairs to the viewing point. As a wheelchair user, you return to the main path to go to the viewing point. The path rises steeply just before the viewing point. Assistance may be needed.

### **Hill 60**

Zwarteleenstraat  
8902 Hollebeke (Ypres)

The moonscape of Hill 60 is an authentic testimony of the First World War. The artificial hill from 1850 was about 60 meters high, hence the name Hill 60. During the war there was heavy fighting. Some soldiers have remained there forever and are still buried under this hill. There is an adapted, reserved parking space on site. The entrance is in the car park or near the amphitheatre by the railway bridge. There are no thresholds between the parking spaces, the road, the footpath and the boardwalk. You may need some help to open the heavy gates.

A sufficiently wide boardwalk winds its way through the site. The path is steep (7 to 8%) in some places. There is no accessible loop, so wheelchair users must turn back to the entrance at the lines. The footpath takes you to the other entrance (amphitheatre) where you can enter the site to view the lines close up.

### **Kratersite Caterpillar**

Zwarteleenstraat  
8902 Hollebeke (Ypres)

On the other side of the Hill 60 railway line you can see the Caterpillar crater site, a mine crater that was created during the Mine Battle, which, like the Pool of Peace, has also been turned into a pool.

You can reach the Caterpillar site via the footpath over the railway bridge. There is a path to and around the crater, with a semi-paved surface. At the beginning of the path, you must navigate a long slope (between 5 and 8%). You may need assistance with this.

---

## Zonnebeke – Accessible Walking Routes

---

Berten Pilstraat 5 a, 8980 Zonnebeke

Tel.: +32 51 77 04 41

E-mail: [toerisme@zonnebeke.be](mailto:toerisme@zonnebeke.be)

Website: [www.toerismezonnebeke.be/Doen/Toegankelijk\\_wandelen](http://www.toerismezonnebeke.be/Doen/Toegankelijk_wandelen)

In Zonnebeke you can explore the region via three accessible walking loops that take into account the accessibility conditions as set out by Toerisme Vlaanderen: Tyne Cot Cemetery walk route (6 km), Polygon Wood walk route (4.5 km) and Geluveld walk route (2.5 km).

For each of the walking loops, you can download the route. There is also more information on the info panels that you come across on the way. You can pick up the route free of charge from the Dienst voor Toerisme (Berten Pilstraat 5B, 8980 Zonnebeke).

### Food and drinks

Diksmuide - 't Gemeentehuis

Heuvelland - Belvedere Rodeberg

Heuvelland - Hostellerie Kemmelberg

Houthulst - De Kippe

Ieper - Hill 60

Ieper - Novotel Ieper Centrum

Ieper - Pacific Eiland

Poperinge - Restaurant Callecane

You can find the accessibility scores and more information about these restaurants in the brochure [www.visitflanders.com/nl/binaries/TVL\\_brochure%20toegankelijkheid%20WOI\\_NL\\_ANY\\_tcm14-7792.pdf](http://www.visitflanders.com/nl/binaries/TVL_brochure%20toegankelijkheid%20WOI_NL_ANY_tcm14-7792.pdf)

## Information offices



### Tourism Diksmuide

Grote Markt 6  
8600 Diksmuide  
Tel.: +32 51 79 30 50  
E-mail: [toerisme@diksmuide.be](mailto:toerisme@diksmuide.be)  
Website: [www.bezoekdiksmuide.be](http://www.bezoekdiksmuide.be)



There's a lowered desk that can accommodate wheelchairs. The passageways are generally wide enough. An automatic sliding door leads to the map room. The ramp before the door is rather narrow (100 cm wide) and has no downhill protection. The exhibition room in the basement can be reached via the town hall lift. Most of the leaflets and brochures are within reach, for others you might need some help. The turnaround space at some shelves is tight, but workable.

There are 5 adapted parking spaces on the Grote Markt. The surface is made of cobblestones. Wheelchair users could use a helping hand to open the rather heavy entrance door.

### Heuvelland – Visitor Centre Het Heuvelland

Sint-Laurentiusplein 1  
8956 Kemmel  
Tel.: +32 57 45 04 55  
E-mail: [toerisme@heuvelland.be](mailto:toerisme@heuvelland.be)  
Website: [www.toerismeheuvelland.be](http://www.toerismeheuvelland.be)



sufficiently wide. You may need some assistance on the short steep slope between 2 rooms. Most of the leaflets, brochures, objects on display, and experience elements are easily accessible and visible. The furniture has (limited) roll under clearance. The toilet in the basement is spacious and has enough space on either side of the toilet and grab rails. The space next to the handle on the inside is a little tight. The wash hand basin has limited roll under clearance.

The flat cobbled path runs right up to the door. You may need some assistance here. The rest of the site is easy to access. The counter has roll under clearance. A good lift takes you to the upper floors. The passageways are

### Visitor Centre Ypres and the Westhoekre Het Heuvelland

Grote Markt 34  
8900 Ypres  
Tel.: +32 57 23 92 20  
E-mail: [toerismebalie@ieper.be](mailto:toerismebalie@ieper.be)  
Website: [www.toerismeieper.be/toegankelijk-ieper](http://www.toerismeieper.be/toegankelijk-ieper)



The building is easily accessible. There is a low information desk able to accommodate wheelchair users. The leaflets and brochures are within reach and the information tables are well visible from a wheelchair. The tavern and the nearby toilet are easily accessible as well.

## DvT Koekelare

Sint-Maartensplein 15 b  
8680 Koekelare  
Tel.: +32 51 61 04 94  
E-mail: [cultuurentoerisme@koekelare.be](mailto:cultuurentoerisme@koekelare.be)  
Website: [www.toerismekoekelare.be](http://www.toerismekoekelare.be)



The tourist office is located on the ground floor of the old Brewery of Koekelare. There is adjusted parking on the square in front of the brewery site. There is an indicated alternative entrance for people in wheelchairs next to the glass main entrance. On the steep downward

slope towards it, help may be needed. You will reach the reception of the main office via an angled step of 6 cm that contains a lowered desk you can ride under. The corridors are sufficiently wide. The lift is 107 cm wide and 127 cm deep. The buttons are positioned in the corner, and may be difficult to reach. There is adequate room to manoeuvre. Some texts are difficult to read because of the small font. There is a small adjusted toilet near the alternative entrance and the reception, but the sink hinders a forward transfer.

## Tourism Poperinge

Grote Markt 1  
8970 Poperinge  
Tel.: +32 57 34 66 76  
E-mail: [toerisme@poperinge.be](mailto:toerisme@poperinge.be)  
Website: [www.toerismepoperinge.be](http://www.toerismepoperinge.be)



A ramp leads you to the entrance of the town hall without having to pass a doorstep. Inside, there's a 90 cm narrower area. The rest of the information office is easily accessible. There is a lowered reception desk that can be partially manoeuvred under. The leaflets and brochures are easy to reach. A tablet is available to search for information.

## Visit Veurne

Grote Markt 29  
8630 Veurne  
Tel.: +32 58 33 55 31  
E-mail: [visit@veurne.be](mailto:visit@veurne.be)  
Website: [www.visit-veurne.be](http://www.visit-veurne.be)



The entrance and the visitors centre itself are easily accessible. The low information desk is suitable for wheelchair users. Most leaflets and brochures are well within reach: because of the vertical placement you don't need the higher top rows. The screens and experience elements are clearly visible and usable from a wheelchair.

## Tourism Zonnebeke

Berten Pilstraat 5 a  
8980 Zonnebeke  
Tel.: +32 51 77 04 41  
E-mail: [toerisme@zonnebeke.be](mailto:toerisme@zonnebeke.be)  
Website: [www.toerismezonnebeke.be](http://www.toerismezonnebeke.be)



The Zonnebeke tourist information centre is located in the Kasteelpark in the same building as the Passchendaele Museum.

On the access path, you may need some assistance on the cobblestones and the dolomite. From the library De Letterschuur to the tourist information office, there is a wheelchair-friendly path. You can avoid the stairs at the entrance by using the glass lift shaft at the side of the

building. Via a bell, you can call on a staff member to accompany you. The reception desk has a lowered part partly accessible for the wheelchair user. The space for repositioning and manoeuvring is limited around some of the doors and you may need assistance. The lift is 120 cm wide and 132 cm deep. The majority of the flyers and brochures are within reach, although you will need assistance to reach the top shelves. The circulation space is sometimes cramped.

The door to the toilet in the main building is 78 cm wide. The toilet has sufficient space for manoeuvring and support rails. There is limited knee/toe space under the sink.

## WAASLAND

### Walking

## Kruikeke – Walking Route De Drie Beken

Kerkstraat, ter hoogte van nummer 220  
9150 Kruikeke  
Tel.: +32 495 20 05 12  
E-mail: [timmerman.r@skynet.be](mailto:timmerman.r@skynet.be)  
Website: [www.natuurpuntwaasland.be](http://www.natuurpuntwaasland.be)  
> Natuurgebieden > Drie Beken

The map for this walk is available from Tourism Information Office: located at Nederstraat 2, 9150 Rupelmonde or via [toerisme@kruikeke.be](mailto:toerisme@kruikeke.be). The 4.2 km long walk through the “Drie Beken” area was mapped out as an ode to this beautiful Wase coulissen landscape with its typical rolling fields, flower and herb covered roadsides,

narrow landscape elements and natural ponds. The area is divided up by the meandering ‘Barbierbeek’ waterway with its two tributaries: the ‘Groendambeek’ and the ‘Smalle Pismolenbeek’. The walk also follows the hiking trail on the right-hand side bank alongside the winding ‘Barbierbeek’. On the left, a buffer strip has been created where sheep come to graze. The hiking trail and the buffer strip were created by the East Vlaanderen Council to preserve the meandering ‘Barbierbeek’ waterway. We also take note of the historical farm property, the Geelhof. The property boundaries in this region remained unchanged for centuries as drawn up on the Ferraris charts of 1773.

## Wachtebeke / Lokeren / Temse - STAPAF+

Tel.: +32 9 269 70 70  
E-mail : [info@routen.be](mailto:info@routen.be)  
Website: [www.routen.be/toegankelijkheid](http://www.routen.be/toegankelijkheid)

### Accessible cycling and walking in East Flanders

This special edition of our cycling and walking magazine StapAf is aimed at everyone who experiences an obstacle to discovering East Flanders. A helping hand for people who see the possibilities within their limitations and who want to make the most of them.

### 5 walking routes:

- Lokeren - StapAf+ Molsbroek-Buylaers route - 11 km - Flat
- Wachtebeke - StapAf+ Zuidlede route: ‘de Warmste Wandeling’ 4.5 km - Flat
- Berlare - StapAf+ Donkmeer route - 5 km - Flat
- Zevegem (De Pinte) - StapAf+ Doornhammeke route - 5.6 km - Flat
- Tielrode - StapAf+ Roomacker route - 4.5 km - Flat

All info and downloads can be found on the website above.

## Lokeren - Nature Reserve Molsbroek

Molsbergenstraat 1  
9160 Lokeren  
Tel.: +32 9 348 30 20  
E-mail: [info@vzwdurme.be](mailto:info@vzwdurme.be)  
Website: [www.vzwdurme.be](http://www.vzwdurme.be)

An asphalted front of 4.5 km winds through the nature reserve of Molsbroek. This higher situated path is relatively accessible and offers the walkers a magnificent view on the extended swamp with many water birds, with alder marshes, river dunes, reed lands and the extended wet meadows. In the visitors centre Molsbroek, you can use the accessible toilet for free and you can have a drink here.

## Car & Motorcycle

### Reinaert Route (160km)

Tel.: +32 9 269 70 70

E-mail: [info@routen.be](mailto:info@routen.be)

Website: [www.routen.be/toegankelijkheid](http://www.routen.be/toegankelijkheid)

All (accessibility) info can be found on the above website from where you can also download of the route.

This car route is part of STAPAF+ from Toerisme Oost-Vlaanderen.

The medieval animal epic Van den vos Reynaerde is one of the highlights of our literature. The story takes place in the Waasland and part of Zeeland-Flanders, and you will note that from the many statues and benches that refer to the sly fox.

## Food and drinks

### Lokeren - Restaurant Vos

Groenstraat 29

9160 Lokeren

Tel.: +32 9 348 14 36

E-mail: [info@restaurantvos.be](mailto:info@restaurantvos.be)

Website: [www.restaurantvos.be](http://www.restaurantvos.be)



Don't let the sporty location - VOS is located next to a tennis club in Lokeren - scare you off. These light dishes with fresh acidities and seasonal ingredients are finger-licking good. The beautiful ceramics and the elegant presentation ensure that the visual image is also correct. Stijn Audenaert, a name to remember.

The space behind the door is limited. You may need help at the entrance. There are wheelchair accessible tables. You can reach the adapted toilet in the other section via a 20 cm threshold, or outside via an alternative access route with a 5 cm threshold and narrow manoeuvring space around the doors. The adapted toilet is narrow, meaning you have to manoeuvre yourself or will need help. There is space for turning next to the toilet (80 cm), but not in front of the toilet. Supports have been fitted.

The surface of the car park is made from pebbles, but you can pull the car up to the paved path. The entrance is accessible via a ramp and a 5 cm threshold. The door is quite heavy to open by yourself and is 80 cm wide.

---

## St.Nicholas - Foubert - Cremerie & Chocolate bar

---

Stationsstraat 127  
9100 St.Nicholas  
Tel.: +32 3 336 23 80  
E-mail: [info@foubert.eu](mailto:info@foubert.eu)  
Website: [www.foubert.eu](http://www.foubert.eu)



lovers. The assortment has sixteen fixed flavours of ice cream and sorbet and four flavours of the week that change throughout the year. With names such as melon, dinosaur biscuits, banana colada, amaretto, green apple or mojito, we have already given you a small peek. On the menu you can also find fresh pancakes and brownies. The entrance is obstacle-free and the doorways are wide enough. There are also no steps to the terrace. The tables cannot be fully manoeuvred under by wheelchair users. There is an accessible toilet. The menu is available in Braille and via smartphone.

Foubert is a household name in Waasland and far beyond. In 2010, brothers Jan and Carlos started Foubert as a dessert kitchen for their tavern 't Centerken. The two businesses share the sunny terrace in the courtyard, where an ice cream sundae tastes even better in good weather. Foubert has become the Mecca for ice cream

---

## St.Nicholas - Centerken - Food & Drinks

---

Stationsstraat 131  
9100 St.Nicholas  
Tel.: +32 3 777 15 52  
E-mail: [info@centerken.be](mailto:info@centerken.be)  
Website: [www.centerken.be](http://www.centerken.be)



You reach Centerken via the threshold-free entrance of Foubert. The passageways are sufficiently wide. Tables have limited accessibility for wheelchair users. There is an adapted toilet. The menu is available in Braille and large print.

---

## Temse - Wilford T

---

Wilfordkaai 10  
9140 Temse  
Tel.: +32 472 69 54 69  
E-mail: [info@restaurant-wilfordt.be](mailto:info@restaurant-wilfordt.be)  
Website: [www.restaurant-wilfordt.be](http://www.restaurant-wilfordt.be)



this restaurant. Chef Tom Vermeiren's style is colourful, playful and a little quirky. He likes to keep things exciting by changing his menu every three weeks. Thanks to the central dining counter, you are always in the middle of the action. Enter via the step-free entrance on the side. The doorways are wide enough. The tables cannot fully be manoeuvred under due to a cross-bar on the floor. There is no accessible toilet.

The combination of art and food is a resounding success. Dine among artworks and installation in the townhouse of Wilford T. The artistic inspiration is the main theme in

## Information offices



### Tourism St.Nicholas

Grote Markt 45  
9100 St.Nicholas  
Tel.: +32 3 778 35 00  
E-mail: [toerisme@sint-niklaas.be](mailto:toerisme@sint-niklaas.be)  
Website: [www.sint-niklaas.be](http://www.sint-niklaas.be)



Toerisme St.Nicholas is located in an historical building on the Grote Markt. In September 2022, it will be moving to Grote Markt 1. This new location will be subject to an accessibility screening later on.

The information office is located on the first floor and is accessible by a small doorstep of 4 cm and a lift. There is a lower desk that can accommodate wheelchairs. The lift door is 80 cm wide. It is hard to reach the buttons independently. Most leaflets and brochures are well within reach, except for the top and bottom rows which are difficult or impossible to reach from a wheelchair.

There is an adapted toilet, but the turning space is limited. There is insufficient space in front of the toilet and wash basin, but there is enough space next to the toilet. Grab rails are fitted. There are guide lines on the path to the entrance and the slope has tactile markings.

### Tourism Temse

Markt 1  
9140 Temse  
Tel.: +32 3 710 12 00  
E-mail: [toerisme@temse.be](mailto:toerisme@temse.be)  
Website: [www.temse.be](http://www.temse.be)



The touristic information centre in Temse is located in the restored city hall on the Markt.

The access pathway is a diagonal, slightly sloped plane. You will need help to open the second part of the door. There is a lowered information desk suitable for wheelchair users. You might need help on the way to open some doors. Most leaflets and brochures are well within reach, but the top and bottom rows are difficult or impossible to reach from a wheelchair. There is a good, accessible toilet on the first floor. You can reach it using a good lift, in which the buttons are a little too close to the corner. There is a wheelchair available.

## RIVER SCHELDE REGION

### Museums and Attractions

#### Boom – Cycling Experience Centre De Velodroom

Hoek 129  
2850 Boom  
Tel.: +32 473 96 01 85  
E-mail: [develodroom@deschorre.be](mailto:develodroom@deschorre.be)  
Website: [www.deschorre.be/develodroom.html](http://www.deschorre.be/develodroom.html)



De Velodroom is a cycling experience centre in De Schorre in Boom. It is a showcase for a wide collection of cycling items, with more than 1,500 cycling jerseys, 40 bikes, 3,000 books and many other cycling treasures. In De Velodroom, you will also discover the history of the local cycling heroes and the Boom velodrome builder family Apostle-Mampaey. In the cycling café De Musette, you can regain strength during your cycling tour. You can also

rent regular and electric bikes. From 5 March to 31 August 2022, there will also be a unique exhibition, 'Van Michaux tot Merckx', a collection of 30 unique bikes, each with a story to tell. The access path and entrance are easy to access. The counter has a lowered section and roll under clearance. A good lift connects the different storeys. The passageways are sufficiently wide throughout.

The experience elements and objects on display are within easy reach and usable. The accessible toilet is sufficiently spacious and equipped with grab rails. There are guiding lines and tactile markings throughout. The lift buttons have symbols in Braille and the lift gives an audible signal.

#### Dendermonde - Brewery Dilewys

Vlassenhout 5, 9200 Dendermonde  
Tel.: +32 52 20 18 57  
E-mail: [info@vicaris.be](mailto:info@vicaris.be)  
Website: [www.vicaris.be](http://www.vicaris.be)

Brewery Dilewys is a family brewery that originated from the passion for beer of founder Vincent Dilewys and his four daughters. In 2005 the first 'Vicar' beers were created. After several successful years as a hobby brewer, the Dilewys family set up their own brewery in Dendermonde in 2010. Today, father Vincent and daughter Claire are at the helm of the brewery, which stands for high-fermentation craft quality beers. PUUR: Dilewys Brewery brews 100% naturally with just four basic

ingredients: water, malt, hops and yeast. Nothing more and nothing less. And you can taste that!  
Familial: The only beer in the world brewed by a father and his four daughters. A real family business with passion. And you can feel that! Authentic: Brewed traditionally and with love and patiently matured for 14 weeks. Unfiltered and unpasteurised. And you can tell that! The entrance, production area, store room and shop (the only way to the shop is via the store room area and the shop door is 78 cm wide) are all accessible. Access is generally easy. The degustation area on level 1 can only be accessed by stairs, but when people have problems accessing this floor, the degustation session will be held downstairs. There is no adapted toilet facility.

#### Melle – Huyghe Brewery

Geraardsbergsesteenweg 14B  
9090 Melle  
Tel.: +32 9 252 15 01  
E-mail: [dan.lemmens@skynet.be](mailto:dan.lemmens@skynet.be)  
Website: [www.delirium.be](http://www.delirium.be)

Brouwerij Huyghe, also known as the Delirium Tremens brewery, is a large Belgian family brewery in Melle, East

Flanders. It was founded in 1906 by Leon Huyghe. They have been brewing beer here since 1654, making it the oldest working brewery in the region around Ghent. After the visit you will know all there is to know about the pink elephant, the brewery's symbol. The bottling plant, vats department, store rooms and hot room are accessible with assistance, the other areas in the brewery are not. There is no adapted toilet.

## Puurs – Visitor Centre “Duvel Depot”

Breendonk-Dorp 66  
2870 Puurs  
Tel.: +32 3 866 95 21  
E-mail: [brouwerijbezoek@duvel.be](mailto:brouwerijbezoek@duvel.be)  
Website: [www.duvel.com](http://www.duvel.com)

Always wanted to know how the magical Duvel brewing process works or how you should actually taste the beers? The Duvel Moortgat Brewery offers various brewery experiences. Would you like to drop by for a guided tour of the site or would you like to tickle your senses with a tasting? Are you a complete layman

or does your knowledge go a little further? You will undoubtedly find what you are looking for. There is no step at the entrance. The lift to the upper level is narrow but can be used for standard manual wheelchairs. Of all of the available visit areas only the bottling area is not accessible. Other areas are accessed via the lift or ramps. Access is available to the room where the brewing process is explained, viewing area of yeast and lager process, film in the malt attic, the shop and the cafe (with some assistance). There is a spacious adapted toilet with grab handles, although the fixed support bracket is difficult to use.

## Willebroek - Distillery De Molenberg

Klatterstraat 1  
2830 Willebroek  
Tel.: +32 15 28 71 41  
E-mail: [info@hetanker.be](mailto:info@hetanker.be)  
Website: [www.hetanker.be](http://www.hetanker.be)

In the family homestead on ‘de Molenberg’ in Blaasveld, the mill family Van Breedam used to grind and distil grain to make jenever. This family tradition has passed down from generation to generation since 1637, until the last distillate flowed out of the kettles in 1914. Louis Van Breedam and his sister Anna left De Molenberg in 1872 and took over the Mechelen brewery, which had supplied the Groot Begijnhof and the city with beer since 1471.

This started a new family tradition. In 2010, brewer-owner Charles Leclef started distilling the Golden Carolus Single Malt whisky from the malt mash of the Golden Carolus

Tripel beer. Thus both family traditions - distilling and brewing - united in a new project: Stokerij De Molenberg. Find out more about this in this visitors’ centre. Stokerij De Molenberg will be closed for works until 9 September 2022. The circulation space in the entry hall is limited, but with some help with holding open the doors it will surely work out. There is a desk that accommodates wheelchairs. You can reach the 4 exposition spaces via good paths from outside, but they are also connected to each other.

The historical floors are not smooth everywhere. You can reach and see most of the texts and exhibited objects very well from the wheelchair (although the display cabinets are a little high). At the lower side of the tasting room there is a table that accommodates wheelchairs. The shop is also easily accessible. There is a neatly adapted toilet with sufficient space and grab rails.



## Monuments and buildings

### Aalst - Sint-Martinus Church

Priester Daensplein  
9300 Aalst  
Tel.: +32 53 72 38 80  
E-mail: [info@visit-aalst.be](mailto:info@visit-aalst.be)  
Website: [www.sintmartinuskerk.be](http://www.sintmartinuskerk.be)

The Sint-Martinus church in Aalst is one of the most beautiful churches in the onion city and is also the main parish church. You can always download a free leaflet with more information about the church via the Visit Aalst website. Near to the church there is one reserved adapted parking place. The access path consists of flat cobblestones. The main entrance to the Church is wheelchair accessible with wide doors and a spacious porch. The cruciform church is very spacious

and has plenty of free space to circulate. The nave and the aisles are located on the same level. The choir with the ambulatory are on a slightly higher level. There is a removable inclined plane to account for the difference in level of one step into the ambulatory. From the ambulatory, there is another step of 10 cm into the choir on the one side and into the side chapels and apsidal chapels. Please note that the church is undergoing a large-scale restoration until 2027. Because of this, some parts of the church may sometimes not be accessible to visitors. Until 25 September 2022, the church is running the project 'Iedereen Rubens', with adapted offers for people with a physical disability. You can find all info on: <https://visit-aalst.be/nl/bezoek-iedereen-rubens/personen-met-een-mobiele-beperking>.

### Dendermonde – Church of Our Lady

Onze-Lieve-Vrouwekerkplein  
9200 Dendermonde  
Tel.: +32 52 21 39 56  
E-mail: [toerisme@dendermonde.be](mailto:toerisme@dendermonde.be)  
Website: [www.toerismedendermonde.be](http://www.toerismedendermonde.be)

The Church of Our Lady in Dendermonde is one of the most beautiful churches in the city. It is a fine example

of Scheldt Gothic and home to a large number of works with high art historical value! See paintings by Flemish masters such as Sir Anthony van Dyck, Gaspar de Crayer and David Teniers the Elder. The church also has an impressive sculpted pulpit and a stylish marble main altar. The church is largely accessible. Guided tours for the blind and people with impaired vision are possible.

### Dendermonde – The St. Alexius Beguinage

Brusselsestraat  
9200 Dendermonde  
Tel.: +32 52 21 39 56  
E-mail: [toerisme@dendermonde.be](mailto:toerisme@dendermonde.be)  
Website: [www.toerismedendermonde.be](http://www.toerismedendermonde.be)



The St Alexius Beguinage is a green, tranquil haven in

Dendermonde. Would you like to learn more about the life of the beguines and our ancestors? We highly recommend a visit to the St Alexius Beguinage in that case! The beguinage was founded in 1288 and now has 61 houses. At one point, it was home to more than 200 beguines. The Beguinage itself is accessible with assistance. Tours can be booked via the contact details above.

### Dendermonde – City Hall

Grote Markt  
9200 Dendermonde  
Tel.: +32 52 21 39 56  
E-mail: [toerisme@dendermonde.be](mailto:toerisme@dendermonde.be)  
Website: [www.toerismedendermonde.be](http://www.toerismedendermonde.be)

The visitor centre / Cloth Hall (ground floor) and the art collection (1st floor, accessible via the lift) are easily accessible. Guided tours can be booked through the above telephone number and e-mail address.

## Walking

### Berlare - STAPAF+

Tel.: +32 9 269 70 70

E-mail: [info@routen.be](mailto:info@routen.be)

Website: [www.routen.be/toegankelijkheid](http://www.routen.be/toegankelijkheid)

#### Accessible cycling and walking in East Flanders

This special edition of our cycling and walking magazine StapAf is aimed at everyone who experiences an obstacle to discovering East Flanders. A helping hand for people who see the possibilities within their limitations and who want to make the most of them.

#### 5 walking routes

- Lokeren - StapAf+ Molsbroek-Buylaers route - 11 km - Flat
- Wachtebeke - StapAf+ Zuidlede route: 'de Warmste Wandeling' 4.5 km - Flat
- Berlare - StapAf+ Donkmeer route - 5 km - Flat
- Zevergem (De Pinte) - StapAf+ Doornhammeke route - 5.6 km - Flat
- Tielrode - StapAf+ Roomacker route - 4.5 km - Flat

All info and downloads can be found on the above website.

### Boom – Provincial Recreational Domain De Schorre

Schommelei 1 bus 1

2850 Boom

Tel.: +32 3 880 76 00

E-mail: [onthaal@deschorre.be](mailto:onthaal@deschorre.be)

Website: [www.deschorre.be](http://www.deschorre.be)

Discover beautiful scenery while walking, cycling, come play minigolf or rent a pedalo and enjoy a deserved break on the terrace of the brasserie. Children can play in the indoor and outdoor playground. You can also play active

sports here (climbing, mountain boarding, hang gliding, paragliding, kayak polo,...). There are hiking and cycling trails around and through the area, and you can borrow bikes at the reception desk.

There is adapted parking space, many trails are paved, there are adapted restrooms and there is an adapted outdoor playground that is accessible to every child. Many trails are paved. However, we don't have objective data on it.

### Willebroek - Blaasveldbroek

Het Broek 1

2830 Willebroek

Tel.: +32 479 67 94 78

E-mail: [hans.vanpraet@vlaanderen.be](mailto:hans.vanpraet@vlaanderen.be)

Website: [www.natuurenbos.be/blaaaveldbroek](http://www.natuurenbos.be/blaaaveldbroek)

This domain has 2 walks that take you along the most beautiful corners of the Broek.

The Watersportpad (3.9 km) starts at the car park on Broekstraat in Blaasveld-Willebroek and the Vierwielenpad (4 km) starts at the car park of the Watersportbaan Hazewinkel on Beenhouwersstraat in Heindonk-Willebroek. The latter is designed for wheelchair users.

These signposted paths go along the centrally situated Scheyvaerts domain where sanitary facilities, picnic places, a log cabin (for use in the event of bad weather) and a playground are available. You may need some assistance here and there for smaller inclines and the more difficult passageways. In rainy weather, the ground can be more difficult to move over.

## Cycling

### Accessible Bike Loop Province of Antwerp

Koningin Elisabethlei 22  
2018 Antwerpen  
Tel.: +32 3 240 63 90  
E-mail: [liesbet.dewit@provincieantwerpen.be](mailto:liesbet.dewit@provincieantwerpen.be)  
Website: [www.scheldeland.be/nl/toegankelijkenscheldeland](http://www.scheldeland.be/nl/toegankelijkenscheldeland)

Four pretty and fully accessible bike loops have been mapped out in the province of Antwerp, three near the Antwerp Camine region and one in Scheldeland. Not only the cycle routes themselves were considered, but also accessible sights and hospitality addresses (with or without adapted toilets) in the vicinity of the routes were added. The result is a nice package, with cycle routes making a loop, starting and finishing at accessible lodging. In this way, people with reduced mobility can use them for a nice weekend or short break. The routes are accessible for hand bikers, but people who are easily fatigued, parents with bicycle trailers and tandem cyclists can also benefit. You can find the cycling routes and tourist information with concise accessibility information in Dutch at [www.kempen.be](http://www.kempen.be) and [www.scheldeland.be](http://www.scheldeland.be).

The accompanying detailed records with information about the accessibility of attractions and restaurants per loop can also be downloaded there (in Dutch).



## Car & Motorcycle

### Scheldeland Route

Tel.: +32 9 269 70 70  
E-mail: [info@routen.be](mailto:info@routen.be)  
Website: [www.routen.be/toegankelijkheid](http://www.routen.be/toegankelijkheid)

These car routes are part of STAPAF+ from Toerisme Oost-Vlaanderen.

#### loop 1 (107km)

With 277 kilometres of navigable waterways and numerous large and small lakes, Scheldeland is by far the most water-rich region of Flanders. This route takes you along the green East-Flanders river banks, with a diversion across the provincial border to the land of the eel and pleasure.

#### loop 2 (100km)

This route takes you along the Antwerp part of Scheldeland, from Bornem to Mechelen. Go to the website to find all (accessibility) information and to download the routes.

## Boat Trips

### Rivertours - Verdi

Tel.: +32 3 711 38 21

Website: [www.rivertours.be](http://www.rivertours.be)

Better cycling and walking paths, cleaner water, new nature and flood zones, panoramic views, idyllic places along the waterfront, exciting sights, new residential sites on the banks, etc. There is so much to discover on and around the waterways.

The Verdi is the wheelchair-accessible boat from Rivertours. Access on-board is via a 1 metre wide gangway. You may need some help. A platform elevator takes you to the upper floor and the accessible toilet. That is just enough space and support brackets.



## Food and drinks

### Aalst - Kelderman

Parklaan 4

9300 Aalst

Tel.: +32 53 77 61 25

E-mail: [info@visrestaurant-kelderman.be](mailto:info@visrestaurant-kelderman.be)

Website: [www.visrestaurant-kelderman.be](http://www.visrestaurant-kelderman.be)



There is a ramp to bridge the steps. The doors are wide enough. Tables have limited space for wheelchairs. There is no adapted toilet.

### Bornem - Café 't Koningsrek "Zates"

Bovenstraat 152

2880 Bornem

Tel.: +32 3 889 96 57

E-mail: [zates.bvba@hotmail.com](mailto:zates.bvba@hotmail.com)

Website: <https://koningsrek.wixsite.com/zates>

Right behind the Scheldt front in Branst near Bornem, there is café 't Koningsrek. Someone tipped us off that this café has no doorstep at the entrance and there is an adapted toilet. We do not have any objective details, so it is better to ask the proprietor based on your specific requirements. The environment became famous because the TV show *Stille Waters* was shot in the area. The café only serves drinks.

---

## Denderleeuw - De Heeren van Liedekercke

---

Kasteelstraat 33  
9470 Denderleeuw  
Tel.: + 32 53 68 08 88  
E-mail: [info@heerenvanliedekercke.be](mailto:info@heerenvanliedekercke.be)  
Website: [www.heerenvanliedekercke.be](http://www.heerenvanliedekercke.be)

De Heeren van Liedekercke was voted the best beer restaurant in the world in 2013. The restaurant serves original beer dishes with the characteristic taste and refinement that only beer can offer. The beer cellar is impressive: more than 400 different Belgian beers wait

patiently for a beer lover to choose them. Staff are ready to assist customers with their choice, with expert advice on aroma, colour and taste.

The steep ramp to the entrance of this famous beer restaurant without level space in front of the door is only accessible with assistance. Inside, room to manoeuvre is tight here and there. There is one table partly high enough to place wheelchairs under. There is a roomy but inadequately adapted toilet.

---

## Wetteren - Prullenbos

---

Groenstraat 8  
9230 Wetteren  
Tel.: +32 490 56 85 99  
E-mail: [info@prullenbos.be](mailto:info@prullenbos.be)  
Website: [www.prullenbos.be](http://www.prullenbos.be)

The rural and child-friendly Prullenbos contains, amongst other things, an Inn, playground, fishing pond, play forest and group accommodation. In the summer there is also the possibility of glamping - camping in all luxury. The inn has wheelchair access. You could use a push on the access ramp; as it is accessed via a slight incline. There is plenty of room inside. It has disabled access toilet facilities.

---

## Zele - Fleur De Lin

---

Lokerenbaan 100  
9240 Zele  
Tel.: +32 52 44 45 00  
E-mail: [info@restaurantfleurdelin.be](mailto:info@restaurantfleurdelin.be)  
Website: [www.fleurdelin.be](http://www.fleurdelin.be)



Pure culinary creations with experimental garnishes in a former flax factory. Chef Lode De Roover brings together flavours from around the world in his kitchen.

It is best to use the alternative side entrance. Turning space is tight here and there at this entrance. The restaurant itself is easily accessible. The terrace is accessible via a ramp (you may need assistance). The tables are limited for wheelchair access. There is a good adapted toilet, but it only has one grab rail.

## Information offices



### Visit Aalst

Hopmarkt 51  
9300 Aalst  
Tel.: +32 53 72 38 80  
E-mail: [info@visit-aalst.be](mailto:info@visit-aalst.be)  
Website: [www.visit-aalst.be](http://www.visit-aalst.be)



sufficiently wide. The disabled-friendly toilet has ample space and has been fitted with grab rails. The experience elements are user-friendly and placed within easy reach. There are 11 parking spaces reserved for visitors with a disability in the parking garage beneath the building (paid parking only). The brochures are easy to reach.

The access path and the entrance are easy to navigate. The counter has a lowered section under which a wheelchair can be manoeuvred. The inside ramp is steep, but you can also use the platform lift. The corridors are

### Tourism Dendermonde

Stadhuis - Grote Markt z/n  
9200 Dendermonde  
Tel.: +32 52 21 39 56  
E-mail: [toerisme@dendermonde.be](mailto:toerisme@dendermonde.be)  
Website: [www.toerismedendermonde.be](http://www.toerismedendermonde.be)



reception has a lowered section for wheelchair users, just like the other information table. All of the experience elements are easily accessible and usable. The leaflets and brochures are within reach. From the office, you can reach the Lakenhalle via a slightly sloping wide passageway. There is adequate free circulation space. The display tables and the touch-screen table are all accessible for the wheelchair user. There is no toilet in the information office. There is an adapted toilet in the Town Hall, accessible via the lift and along the courtyard. There is also an audio guide available.

The tourist information office is located in the historic town hall and is accessible by wheelchair directly from the pavement level of the main market square. This area consists of flat cobblestones. During opening hours, the outside door remains open and the information desk is accessible via a wide automatic hatch. There is sufficient free circulation space in the information office. The

### Tourism Klein-Brabant - Scheldeland

Boomstraat 1  
2880 Bornem  
Tel.: +32 3 899 28 68  
E-mail: [info@tkbs.be](mailto:info@tkbs.be)  
Website: [www.toerismekleinbrabant.be](http://www.toerismekleinbrabant.be)



users. Most leaflets and brochures are well within reach, but the top and bottom rows are harder or impossible to reach. There is a large adapted toilet equipped with grab rails, but there isn't enough space in front of the toilet due to the wash basin. There are audio walks and wheelchair-friendly walks available. There are guides available for people with a disability.

The path to the entrance is made of cobblestones. The space at the doors to the reception is a little tight but manageable. There is a lowered information desk with a limited width, that's able to accommodate wheelchair

## FLEMISH ARDENNES

### Museums and Attractions

#### Kruishoutem - De Vlaamse-Ardennenkoets

Reutelstraat 10  
9772 Kruishoutem  
Tel.: +32 497 575 580  
E-mail: [vlaamseardennengenietendbeleven@hotmail.com](mailto:vlaamseardennengenietendbeleven@hotmail.com)  
Website: [www.vlaamseardennenkoets.be](http://www.vlaamseardennenkoets.be)

VZW Flemish Ardennes – enjoyable experience. The Vlaamse-Ardennenkoets allows you to take a coach or hay-cart ride through the beautiful rolling landscape of the Flemish Ardennes, past castles and windmills. The large hay-cart/wagon for 14 people is completely modified to be able to accommodate people in wheelchairs. For mobile people there is also a narrow carriage for 7 people

and a narrow hay cart for 10. You can also request a nature walk along the narrow rural roads that have a good solid surface and are lovely and peaceful. You can taste our delicious gourmet produce along the way. It is also possible to surprise someone with a gift voucher for a hay-cart ride or nature walk. At the Vlaamse-Ardennenkoets they like to use local knowledge to offer you tips about available culinary or tourism options. In addition, there is also a dining area available for up to 30 people where you can have a pre-booked meal in combination with your hay-cart ride or nature walk. There is an adapted toilet for people in wheelchairs, but we do not have objective data.

#### Lierde – Gemeldorp Brewery

Elleboogstraat 29  
9570 Deftinge  
Tel.: +32 473 42 27 53  
E-mail: [brouwerijgemeldorp@gmail.com](mailto:brouwerijgemeldorp@gmail.com)  
Website: <https://www.br-gemeldorp.com>

Gemeldorp Brewery is a small craft brewery in the tiny hamlet of Gemeldorp in the municipality of Lierde. The access path, the entrance, the reception room and the brewing room are readily accessible. There is no adapted toilet.

#### Oosterzele – Swimming Pool De Axolotl

Kasteelstraat 7  
9860 Moortsele  
Tel.: +32 474 71 04 28  
E-mail: [bea@de-axolotl.be](mailto:bea@de-axolotl.be)  
Website: [www.de-axolotl.be](http://www.de-axolotl.be)



This public, specially adapted swimming pool in Moortsele brings various elements together so that you can totally unwind. Water heated to 32°C, subtle sounds and the play of light are the main features. The swimming pool was built to ensure that wheelchair users will not encounter any thresholds on their way to the pool. Special lifts bring you from the changing room to the showers and finally to the water in one smooth move. Those with paralysis,

a chronic illness, a genetic disorder or brain damage are welcome here. The pool is also suitable for those who have difficulty with large numbers of people, noise, etc.

From January 2018, there is also an infra-red sauna. Should you arrive on your own, supervision is available on site. Groups, senior citizens and babies or pregnant women will be able to enjoy a bit of peace and quiet, warmth and exercise here. De Axolotl is open every day of the week, including Saturdays and Sundays, and in the evenings. You can make a reservation in advance or on the day you want to come, and if it is free just come and enjoy yourself. Everyone who believes that this is suited to his or her specific needs is welcome here.

## Oudenaarde – Tour of Flanders Centre

Markt 43  
9700 Oudenaarde  
Tel.: +32 55 33 99 33  
E-mail: [info@crvv.be](mailto:info@crvv.be)  
Website: [www.crvv.be](http://www.crvv.be)



A virtual reality bicycle without pedals is available for people with a physical disability. There is a good accessible toilet with grab rails and sufficient space. The showers are threshold-free, but the turnaround space is limited and there are no grab rails or a shower seat. 2 wheelchairs are available. The RondeShop is very accessible. There are audio guides for visitors with a visual or hearing impairment.

Crazy about cycling and, in particular, the Tour of Flanders? The Centre for the Tour of Flanders is a multifunctional visitor's and experience centre that highlights different aspects of cycling. Under the motto, "Live Ride Love", the Centre offers both information about the Tour and also allows you to get the full Tour experience. You can get information about cycling tourism in the Flemish Ardennes from the reception desk.

There are reserved parking spaces nearby. You may need some assistance to open the entrance door. There is a separate, accessible counter for wheelchair users. There is a lift to take you up to the exhibition area, it measures 100 cm by 128 cm. The call button on floor -1 is placed relatively close to the corner. Not all of the interactive elements are accessible, sometimes due to height, sometimes due to a lack of manoeuvrability. Not all display tables are accessible or visible, although the majority of the information is. The turning space can be a little tight here and there.



## Oudenaarde - MOU - Museum Oudenaarde and the Flemish Ardennes

Markt 1  
9700 Oudenaarde  
Tel.: +32 55 31 72 51  
E-mail: [mou@oudenaarde.be](mailto:mou@oudenaarde.be)  
Website: [www.mou-oudenaarde.be](http://www.mou-oudenaarde.be)

Oudenaarde, starting point for further exploration through the Flemish Ardennes, 1000 years of history among waving hills. The MOU - brings that history to life. Through interactive media and special historic pieces, you travel through time, from the Dark Ages till today. The MOU is located in one of the most beautiful city halls of Belgium, centrally on the market place of

Oudenaarde. It takes up the oldest part, the 14th century clothmakers'halls, symbolizing the glorious textile history of Oudenaarde.

Visit Oudenaarde, also the entrance to the MOU museum, can be found at the front of the town hall and is easily accessible. The reception staff are always available to open and close doors. There is a low counter. Downstairs, there are cobblestones in the museum. There is a lift to reach the three floors. The room with the tapestries is accessible with a platform lift. There is a spacious accessible toilet with grab rails.

## Oudenaarde – Provincial Archeological Museum (pam) Ename

Lijnwaadmarkt 20  
9700 Oudenaarde-Ename  
Tel.: +32 55 30 90 40  
E-mail: [pam-ename@oost-vlaanderen.be](mailto:pam-ename@oost-vlaanderen.be)  
Website: [www.pam-ename.be](http://www.pam-ename.be)



The Provincial Archaeological Museum (pam) Ename in East Flanders presents the history of this medieval castle, which dates back to approximately the year 1000, and the Benedictine Abbey of Ename (11th -18th century). It lies next to the church of St. Laurentius.

PAM Ename is very accessible and the museum has an adapted toilet. There is a reserved parking space near the entrance. There is a low reception desk and a lift. The showcases are sufficiently low and a wheelchair can be provided by the museum. Tactile surfaces are provided for the blind and visually impaired and you can also touch replicas of valuable objects and listen to special audio guides. Texts in large print are also available. A special educational programme for visitors with a learning disability is available. Subtitling is provided for visitors with a hearing impairment. A visual, step-by-step guide for people with autism is available: [www.toerismevoorautisme.be/portfolio/pam-ename/](http://www.toerismevoorautisme.be/portfolio/pam-ename/)

## Oudenaarde - The Outsider Flemish Adrennes

Donkstraat 50  
9700 Oudenaarde  
Tel.: +32 55 20 70 30  
E-mail: [info@outsider.be](mailto:info@outsider.be)  
Website: [www.theoutsidervlaamseardennen.be](http://www.theoutsidervlaamseardennen.be)

Are you a daredevil who gets a kick out of thrills and adventure? At The Outsider you can push your boundaries in a spectacular way, even if you have a disability.

The first platform of the climbing tower is accessible for the wheelchair user. Staff of The Outsider will lift you up and then, together with you, take on the obstacles. Real

adventurers can take the death slide from a 9-metre high tower via a cable car. Here too, much is possible, thanks to the experienced staff. In the summer there are also many activities available for those who dare. It is best to request all this adventure in advance via the information above.

Sometimes sitwake sessions are offered on the water ski cable car. This session can be reserved via [www.avlar.org](http://www.avlar.org). There is an adapted toilet with sufficient space and grab rails.

## Zottegem - 't Lavendelhof

Pierkenstraat 80  
9620 Zottegem  
Tel.: +32 498 91 85 08  
E-mail: [info@tlavendelhof.be](mailto:info@tlavendelhof.be)  
Website: [www.tlavendelhof.be](http://www.tlavendelhof.be)



A half-an hour drive from Ghent is 't Lavendelhof, a private wellness and holiday home where everyone, no matter whether they need extra care or have a disability, can enjoy themselves to the max. All the facilities have been discretely adapted and we have 2 bathing wheelchairs available. One of the rain showers has a hoist. The infrared cabin has space for one or two

wheelchairs. The swimming pool and jacuzzi are also accessible with a hoist. Using a mobile hoist, changing in a separate room with a massage table is easier. The sanitary facilities are adapted. The large sensory garden is fully accessible for wheelchair users and have a few snoezelen corners (multi-sensory environments). The living room is spacious and the kitchen has a high/low system so that wheelchair users can easily sit at the table. The ovens and sockets have been placed to allow everyone access.

People with disabilities are more than welcome to enjoy themselves in our home!

### Walking

## Brakel – Walking with Alpaca's

Berendries 13A  
9660 Michelbeke  
Tel.: +32 476 80 60 21  
E-mail: [info@ecosnooze.be](mailto:info@ecosnooze.be)  
Website: [www.ecosnooze.be](http://www.ecosnooze.be)

Alpacas are highly sensitive and you will first need to gain their trust.... Once you have gained their trust, you can enjoy a wonderful walk, which both you and the alpaca will thoroughly enjoy! They love to discover

new things but they are very curious and so they will definitely want to know who you are. The operators can customise the walk to suit everyone, so less mobile people are also welcome on this walk. Wheelchair users can travel through the meadow when the weather is dry. Unfortunately, this will not be possible if the weather is too wet. There are specific workshops available for people with autism.

### Cycling

## Geraardsbergen - STAPAF+

Tel.: +32 9 269 70 70  
E-mail: [info@routen.be](mailto:info@routen.be)  
Website: [www.routen.be/toegankelijkheid](http://www.routen.be/toegankelijkheid)

### Accessible cycling and walking in East Flanders

This special edition of our cycling and walking magazine StapAf is aimed at everyone who experiences obstacles in discovering East Flanders. A helping hand for people who see the possibilities within their limitations and want to get the most out of life.

### 3 cycling routes:

- Geraardsbergen - StapAf+ De Gavers route - 16 km - Flat
- Eeklo - StapAf+ Het Leen route - 27 km - Flat
- Astene - StapAf+ De Ceder route - 15.5 km - Flat

All info and downloads can be found on the website above.

## Oudenaarde / Wortegem-Petegem – Sneukelfiets Route

E-mail: [desneukelfiets@telenet.be](mailto:desneukelfiets@telenet.be)

Website: [www.tsneukelwiel.be](http://www.tsneukelwiel.be)

De Sneukelfietsroute is an initiative of the non-profit organisation 't Sneukelwiel and was realised thanks to the support of "de 24 uren van Oudenaarde", among others. There are hexagonal signs all along the route with red or blue printing on them (red and blue route). An information sign is located at each of the three starting points.

You can obtain a free route map in De Ghellinck or digitally by emailing: [desneukelfiets@telenet.be](mailto:desneukelfiets@telenet.be).



**Starting Point 1: Domein De Ghellinck, Kortrijkstraat 74, Wortegem-Petegem**

From this starting point, you can either cycle along the blue route to Oudenaarde or take one or more loops of the red route to Bossuit-Moen.

(Loops are 10, 20 or 35 km) (both routes 56 km)

**Starting Point 2: The Outsider Taverne Den Dronk, Donkstraat 50, Oudenaarde**

From this starting point you can cycle along the blue route (21 km). If you like, you can switch to the red route at Starting Point De Ghellinck and cycle along one or more of its loops.

**Starting Point 3: Bistro De Waterkant, Oeverlaan 33, 8552 Moen**

From this starting point you can cycle along one or more loops of the red route. If you wish, you can switch to the blue route in De Ghellinck. (Loops are 15, 25 or 35 km) (entire route 56 km)

### Car & Motorcycle

## Flemish Ardennes Route (120km)

Tel.: +32 9 269 70 70

E-mail: [info@routen.be](mailto:info@routen.be)

Website: [www.routen.be/toegankelijkheid](http://www.routen.be/toegankelijkheid)

This driving route is part of STAPAF+ by Toerisme Oost-Vlaanderen. Even behind the wheel of your car, the hills of the big cycling classics will take your breath away.

This route combines two routes in the north and the south of the Flemish Ardennes. Together they form the ideal route for a multiple-day trip with an overnight stay. Information including accessibility information and a download of the route can be found on

<https://www.tov.be/nl/toegankelijkheid>.

## Information offices



### Tourism Ronse - Hoge Mote Experience Centre

De Biesestraat 2  
9600 Ronse  
Tel.: +32 55 23 28 16  
E-mail: [toerisme@ronse.be](mailto:toerisme@ronse.be)  
Website: [www.visitronse.be](http://www.visitronse.be)



The Hoge Mote, which is centrally located in the historic city centre of Ronse, is a groundbreaking reception and experience centre. The restorers have done an excellent job. The site is a heritage gem with surprising contemporary accents and home to Tourism Ronse. The perfect start for a city walk or to explore the region. Using interactive panels, audio stories, videos and virtual reality, visitors can find out more about Saint Hermes, the development of Ronse and textiles, and Flanders' most beautiful landscape. The information is available in four

languages. The High Mote already had three towers, but now the view is complete following the addition of a fourth.

The access path consists of fairly flat, well-joined cobblestones. The entrance is easily accessible. The lowered counter has roll under clearance. There's a lot of space throughout. A good lift takes you to the different floors, including the panoramic terrace on the second floor. Most experience elements and objects on display are within reach and usable. Most leaflets and brochures can be reached without assistance. There is a spacious accessible toilet with grab rails and an accessible wash hand basin. The audio stories are also available in large print.

## MEETJESLAND

### Museums and buildings

#### EEKLO - St-Vincentius Church

Kerkplein  
9900 Eeklo  
Website: [inventaris.onroenderfgoed.be/dibe/relict/50773](http://inventaris.onroenderfgoed.be/dibe/relict/50773)

Easily accessible via an alternative entrance.

## Walking

### Eeklo – Provincial Domain Het Leen

Gentsesteenweg 80  
9900 Eeklo  
Tel.: +32 9 376 74 74  
E-mail: [het.leen@oost-vlaanderen.be](mailto:het.leen@oost-vlaanderen.be)  
Website: [www.hetleen.be](http://www.hetleen.be)

The provincial domain of Het Leen is a wooded domain that has about 30kms of walking trails running through it. Of these, 13 km are sealed and wheelchair friendly. In the Woods Information Centre located at ground level, you can visit the permanent 'Bos-Boom-Hout' (Woods-tree-wood) exhibition, which has a multimedia presentation or books from our library for supporting

information. Here you can also ask for the brochure with all of the sealed walking trails highlighted in it for the 'Lichtend bos'-path walk.

The Leen also includes an arboretum with a collection of more than 8000 plants. This also has a (dolomite) pathway woven through it. The reception pavilion of the arboretum is easy to visit in a wheelchair.

Several locations in the domain have adapted toilets. The domain has a large car park with only extra-wide parking spaces and there is a dial-a-bus stop next to the cafeteria. The cafeteria itself is also easily accessible.

## Cycling

### Eeklo - STAPAF+

Tel.: +32 9 269 70 70  
E-mail: [info@routen.be](mailto:info@routen.be)  
Website: [www.routen.be/toegankelijkheid](http://www.routen.be/toegankelijkheid)

#### Accessible cycling and walking in East Flanders

This special edition of our cycling and walking magazine StapAf is aimed at everyone who experiences obstacles in discovering East Flanders. A helping hand for people who see the possibilities within their limitations and want to get the most out of life.

#### 3 cycling routes:

- Geraardsbergen - StapAf+ De Gavers route - 16 km - Flat
- Eeklo - StapAf+ Het Leen route - 27 km - Flat
- Astene - StapAf+ De Ceder route - 15.5 km - Flat

All info and downloads can be found on the above website.

## Food and drinks

### Aalter - 't Vijfde Seizoen

Stationsstraat 9  
9880 Aalter  
Tel.: +32 9 351 74 60  
E-mail: [restaurant@vijfdeseizoen.com](mailto:restaurant@vijfdeseizoen.com)  
Website: [www.vijfdeseizoen.com](http://www.vijfdeseizoen.com)



Playful 'bistronomy' with an atmospheric interior in which raw materials such as leather, wood and black steel take precedence. Chef Broes Tavernier prefers a rabbit shoulder to a fillet pur. He translates his fondness for

undervalued products into imaginative, regional dishes. Here the farmer determines what is on the menu, not the other way around.

You will need assistance to open a double door and heavier doors, in limited room to turn in the hallway and on the ramp. The dining area itself is easily accessible. The tables have limited depth due to the central table leg. There is an adapted toilet with grab rails but the space is too narrow.

## Information offices



### Tourism Maldegem

Marktstraat 7  
9990 Maldegem  
Tel.: +32 50 72 86 22  
E-mail: [toerisme@maldegem.be](mailto:toerisme@maldegem.be)  
Website: [www.maldegem.be](http://www.maldegem.be)



Meetjesland and the Zwin region and has the necessary cycling, hiking and mountain bike trails to turn your holiday in the three Flanders into an unforgettable experience. The building is easily accessible. One door section to the information office is 84 cm wide, but the second door section is always open.

Welcome to Maldegem, on the border between East, West and Zeeland Flanders. Maldegem is close to the art cities of Bruges and Ghent, the popular shopping destination of Sluis, close to the seaside. But, above all,... it is a lively municipality with a wide range of tourist attractions. Explore the stunning landscapes, travel back in time to the Middle Ages in Middelburg or explore our attractions and our varied accommodation. The Maldegem Tourist Office provides information about Maldegem, the

There is sufficient circulation space. The counter has a lowered and wheelchair accessible part. The majority of the flyers and brochures are easily reachable. The toilet has sufficient space for manoeuvring and grab rails. The space next to the door handle is a little tight on the inside. All brochures are available digitally and can be printed in any font size. The building has a portable hearing loop system.



### 3. FLEMISH COAST

VISITFLANDERS has a separate brochure for accessible trips along the Flemish coast: The Flemish Coast, accessible for all (available in Dutch only).

Request this brochure at Visit Flanders via telephone no. +32 2 504 03 40 or via [accessible@visitflanders.com](mailto:accessible@visitflanders.com).

You can also flick through the digital brochure and order it via <https://www.visitflanders.com/nl/toegankelijkheid/brochures/>.

# 4. EXTENDED TABLE OF CONTENTS

<b>1. Art Cities ..... 8</b>	Parlamentarium.....27
<b>ANTWERP ..... 8</b>	Train World .....28
Chocolate Nation   The Belgian chocolate experience... 8	Sint-Michiels and Sint-Goedele Cathedral .....28
DIVA, Antwerp Home of Diamonds ..... 9	The Basilica of Koekelberg .....29
FOMU – Photo Museum Antwerp.....11	Brussels: Short Walks in the Big City (five short city walks) .....29
Maagdenhuis .....11	Explore.Brussels.....30
MAS - Museum aan de Stroom.....12	Humphrey .....30
M HKA (Museum of Contemporary Art Antwerp) .....12	Restaurant L’Objectif (NH Brussels EU Berlaymont hotel) .....30
Middelheim Museum.....13	<b>GHENT .....31</b>
MoMu – Fashion Museum Province of Antwerp .....13	<b>LEUVEN .....31</b>
Red Star Line Museum .....14	<b>MECHELEN .....31</b>
Snijders&Rockox House.....15	<b>GROENE GORDEL ..... 32</b>
City Brewery De Koninck .....15	<b>2. Flemish regions ..... 32</b>
ZOO Antwerp .....16	Accessible Tourist Offer Tourism Vlaams-Brabant .....32
Cathedral of Our Lady .....17	Alsemberg – Paper Mill Herisem.....33
Sint-Carolus Borromeus Church.....17	Beersel – The Lambic Visitor Centre.....33
St. Paul’s Church.....17	Dilbeek - Brewery Timmermans .....33
KVG-Cycling Group .....18	Grimbergen - MOT.....34
Brasserie Flo Antwerp (Hilton Antwerp Old Town) .....18	Haacht – Experience Centre ‘14 - ‘18.....34
Nathan.....18	Halle - Brewery Boon .....35
Tavern Den Bolhoed .....18	Lennik – Gaasbeek Castle.....35
Tearoom Désiré de Lille.....19	Londerzeel – Visitor Centre and Brewery Palm .....35
The Jane.....19	Huldenberg - Brewery De Kroon.....35
Visit Antwerp ..... 20	Meise – Botanic Garden Meise.....36
<b>BRUGES .....21</b>	Sint-Pieters-Leeuw – Rose Garden Coloma .....37
<b>BRUSSELS ..... 22</b>	Tervuren - AfricaMuseum .....37
Brussels For All.....22	Vilvoorde - Playgrounds .....38
Halle Gate .....23	Vilvoorde - Living Tomorrow.....38
House of European History.....23	Zemst - Sportimonium .....38
Art and History Museum .....24	Grimbergen/Vilvoorde - Polymnia.....39
Children’s Museum.....24	
War Heritage Institute – Site Royal Museum Military .....24	
Magritte Museum .....24	
Museum of Natural Sciences .....26	
Musical Instruments Museum (mim).....27	

Grimbergen - Parelpad .....	39	<b>AROUND ANTWERP - MECHELEN .....</b>	<b>51</b>
Halle - Hallerbos – Achtdreven Walk.....	39	Duffel - Fort Duffel.....	51
Hoeilaart - Arboretum in Groenendaal.....	40	Sint-Katelijne-Waver – Vegetable Museum ‘t Grom.....	51
Huizingen – Provincial Domain Huizingen.....	40	Tourism Sint-Katelijne-Waver .....	52
Oud-Heverlee – Forest Walks in Heverleebos + Meerdaalwoud.....	40	<b>CAMPINE.....</b>	<b>52</b>
Gooik – Lustoord Route.....	41	Heist-Op-Den-Berg – Accessible Hot-air Ballooning.....	52
Halle - Halle-Leeuw Route.....	41	Herentals - Hidrodoe .....	53
Vilvoorde – Sportimonium Route.....	42	Kalmthout - Kalmthoutse Heide De Vroente – Bee-keeping Museum .....	54
Dilbeek - Brasserie Julie.....	42	Kalmthout – Provincial Children’s Museum Spike and Suzy .....	55
Gooik - Cycling and Walkers Café Paddenbroek.....	42	Kapellen – Rail Biking.....	55
Gooik - Gastro Atelier.....	42	Lier – Zimmer Museum .....	56
Oud-Heverlee - Spaans Dak.....	43	Mol – Wheelwaver and Water Train .....	56
Tourist Visitor Centre De Warandepoort.....	43	Nijlen - Brijlante Kempen.....	56
Tourist Information Office Vilvoorde.....	43	Turnhout – Beguinage Museum.....	57
<b>HAGELAND .....</b>	<b>44</b>	Lier - Beguinage.....	57
Accessible Tourist Offer Tourism Vlaams-Brabant .....	44	Lier - Sint-Gummarus Church.....	58
Aarschot - Vinobelga.....	44	Geel – Town walk Geel (Tourism Geel) .....	58
Rotselaar – Winery Visitors’ Centre – Hageland .....	44	Heist-Op-Den-Berg – Provincial Green Area De Averegten.....	58
Tremelo – Damiaan Museum .....	45	Herselt – Provincial Domain Hertberg.....	59
Tremelo - Sven Nys Cycling Centre .....	45	Kalmthout – Butterfly Path.....	59
Diest – Provincial Domain Halve Maan.....	46	Kasterlee – Walking on Wheels.....	59
Geetbets – Accessible Walking Route Rummen .....	46	Kasterlee – Winter Walks (Visit Kasterlee).....	60
Hoegaarden – Hoegaarden Park.....	46	Lier – Walks Around Lier.....	60
Kortenaken – Accessible Walking Route Heerlijk Hoeleden .....	46	Mol – Provincial Recreational Domain Zilvermeer .....	60
Landen – Zevenbronnen Walk in Landen (Seven springs walk).....	48	Oud-Turnhout - Landscape De Liereman .....	61
Linter – Accessible Walking Route Landelijk Linter .....	48	Retie – Provincial Domain Prinsenspark.....	61
Rotselaar - Abenopad.....	48	Retie - Walking in Retie (city council Retie).....	61
Tienen – Accessible Walking Route Heen en Weer in Tienen .....	48	Schoten – Quiet and Wheelchair Friendly Walks.....	62
Zoutleeuw – Provincial Domain Het Vinne.....	49	Accessible Bike Loops in the Province of Antwerp.....	62
Tienen - Grote Gete Route.....	49	Abbey Route: An Itinerary by Car for Everyone .....	63
Zoutleeuw - Stalen Ros Route .....	49	Brasschaat - Hotel Dennenhof - Restaurant .....	64
Zoutleeuw - Vinneronde.....	50	Geel - La Belle .....	64
Visit Diest.....	50	Turnhout - Amu.....	64
Regional Tourist Information Centre Tienen .....	50	Turnhout - Brasserie Stadspark.....	64
		Tourism - VVV Balen vzw.....	65
		Tourism Essen.....	65
		Tourism Heist-op-den-Berg .....	65
		Tourism Herentals.....	66

Tourism Kasterlee .....	66	Genk - Goalmine KRC Genk .....	80
Visit Lier .....	66	Zutendaal - Entomopolis.....	81
Tourism Malle.....	66	Bocholt – Walking Routes in Bocholt.....	81
Colonies of Wortel and Merksplas.....	67	Genk - National Park Hoge Kempen.....	82
Tourism Turnhout.....	67	Lommel – Butterfly Walk Kattenbos + City Walk in Lommel.....	82
Tourism Wuustwezel.....	67	Neerpelt - Wielenweg.....	83
<b>RIVER MEUSE REGION..... 68</b>		Peer - Ladybird Route Resterheide .....	83
Maaseik - Museums Maaseik.....	68	Lommel - Cuchara .....	83
Maasmechelen - Terhills, The Gateway to National Park Hoge Kempen.....	68	Genk - C-mine Visitor Centre .....	84
Dilsen-Stokkem - Visitor Centre De Wissen - Tourism.....	70	Genk - Kattevennen - Cosmodrome Visitor Centre.....	84
Lanaken - Domain Pietersheim .....	70	Tourism and Events Heusden-Zolder .....	84
Maaseik - Restaurant De Wintertuin (Castle of Wurfeld).....	71	Tourism Peer .....	84
Visit Maasmechelen .....	71	<b>SURROUNDINGS OF BRUGES..... 85</b>	
<b>HASPENGOUW AND HASSELT..... 72</b>		Pittem – Visitor Centre Ferdinand Verbiest.....	85
Hasselt – Fashion Museum .....	73	Damme - La Bouffée.....	85
Tongeren - Gallo-Roman Museum (GRM) .....	73	Oostkamp - Schatteman.....	85
Hasselt – Cultural Centre Hasselt .....	74	Ruiselede - Tafel 10.....	86
Hasselt – Japanese Garden .....	74	Wingene - Cuisine Kwizien.....	86
Bilzen – Accessibility Path Alden Biesen .....	74	<b>Leie Region..... 86</b>	
Hasselt - Brasserie De Groene Hendrickx.....	75	Deinze - Brewery Sint Canarus .....	86
Hasselt - De Kwizien.....	75	Izegem - Eperon d'Or .....	87
Hasselt - Greenhouse Bistro (Radisson Blu Hotel) .....	75	Kortrijk - Brewery Omer Vander Ghinste .....	87
Visit Hasselt .....	76	Kortrijk - TEXTURE   Museum on Flax and River Lys.....	87
Tourism Riemst.....	76	Roeselaere - Brewery Rodenbach.....	88
Tourism Sint-Truiden .....	76	Roeselare - KOERS. Museum of Cycle Racing.....	88
Tourism Tongeren .....	76	Waregem - Hippo.War.....	89
<b>VOERSTREEK ..... 77</b>		Wervik - National Tobacco Museum.....	89
Restaurant De Kommel.....	77	Wevelgem - Brewery Gulden Spoor.....	89
Visitor Centre & Tourism Voerstreek.....	77	Zwevegem - Transfo .....	90
<b>THE LIMBURG CAMPINE ..... 78</b>		De Pinte - STAPAF+ .....	90
Beringen – Mining Museum .....	78	Harelbeke – Provincial Domain De Gavers .....	90
Genk - C-Mine Expedition .....	78	Roeselare – Provincial Domain Sterrebos.....	91
Genk – Open Air Museum Bokrijk .....	79	Deinze - STAPAF+ .....	91
Genk - Kattevennen-Cosmodrome .....	80	Roeselare - Boury.....	91
		Sint-Martens-Latem - Brasserie Boulevard.....	92
		Zulte - De Karper .....	92
		Waregem - DvT WaregemVoerstreek.....	92

**FLANDERS FIELDS ..... 93**

Diksmuide – Trench of Death .....	93
Diksmuide - Museum on the Yser.....	93
Ypres - Bellewaerde.....	94
Ypres - In Flanders Fields Museum.....	94
Ypres - Yper Museum.....	95
Koekelare - Käthe Kollwitz Museum.....	95
Koekelare - Long Max Museum.....	96
Poperinge – Hop Museum .....	96
Poperinge - Talbot House.....	96
Veurne – Free Fatherland Experience Centre.....	97
Zonnebeke – The Old Cheese Factory (Passendale).....	97
Zonnebeke - Passchendaele Museum.....	98
Alveringem – Belgian Military Cemetery Oeren.....	99
Diksmuide – German Military Cemetery Vladslo.....	99
Heuvelland - Bayernwald.....	99
Heuvelland - Kemmelberg - Monument aux Soldats Français.....	100
Ypres - Artillery Wood Cemetery.....	100
Ypres - Hill 62 - Sanctuary Wood Cemetery.....	100
Ypres - Menin Road South Military Cemetery .....	100
Ypres – The Menin Gate.....	101
Ypres - New Irish Farm Cemetery.....	101
Ypres - Saint-Charles De Potyze.....	101
Ypres - Potyze Burial Ground .....	103
Ypres – St. Martin’s Cathedral .....	103
Ypres - Site John McCrae - Essex Farm Cemetery .....	103
Ypres - Yorkshire Trench and Dug-out.....	104
Langemark-Poelkapelle - Poelcapelle British Cemetery105	
Mesen - Irish Peace Park.....	105
Poperinge - Lijssenthoek Military Cemetery .....	106
Poperinge - New Military Cemetery .....	107
Poperinge – Saint John’s Church.....	107
Veurne – Belgian Military Cemetery Steenkerke.....	107
Veurne - Ossuaire Français Veurne.....	107
Veurne - Sint-Walburga Church .....	108
Vleteren – Belgian Military Cemetery Westvleteren.....	108
Zonnebeke - Tyne Cot Cemetery + Visitor Centre.....	108
Heuvelland – Wheelchair Network Westouter “With a view of the mountains”.....	109
Ypres – Provincial Visitor Centre De Palingbeek .....	109
Lo-Reninge – Walks and Guided Tours- VVV Lo-Reninge.....	109
Ypres – Walk through the authentic war landscape of the Ieperboog.....	110
Zonnebeke – Accessible Walking Routes .....	111

Tourism Diksmuide .....	112
Heuvelland – Visitor Centre Het Heuvelland .....	112
Visitor Centre Ypres and the Westhoekre Het Heuvelland .....	112
visitflanders \ Accessible excursions in Flanders and Brussels .....	112
DVT Koekelare .....	113
Tourism Poperinge.....	113
Visit Veurne.....	113
Tourism Zonnebeke.....	113

**WAASLAND..... 114**

Kruikeke – Walking Route De Drie Beken.....	114
Wachtebeke / Lokeren / Temse - STAPAF+ .....	114
Lokeren - Nature Reserve Molsbroek .....	114
Reinaert Route (160km).....	115
Lokeren - Restaurant Vos .....	115
St.Nicholas - Foubert - Cremerie & Chocolate bar.....	116
St.Nicholas - Centerken - Food & Drinks.....	116
Temse - Wilford T .....	116
Tourism St.Nicholas .....	117
Tourism Temse.....	117

**RIVER SCHELDE REGION ..... 118**

Boom – Cycling Experience Centre De Velodroom .....	118
Dendermonde - Brewery Dilewyns .....	118
Melle – Huyghe Brewery.....	118
Puurs – Visitor Centre “Duvel Depot” .....	119
Willebroek - Distillery De Molenberg.....	119
Aalst - Sint-Martinus Church.....	120
Dendermonde – Church of Our Lady .....	120
Dendermonde – The St. Alexius Beguinage.....	120
Dendermonde – City Hall .....	120
Berlare - STAPAF+.....	121
Boom – Provincial Recreational Domain De Schorre...121	
Willebroek - Blaasveldbroek .....	121
Accesible Bike Loop Province of Antwerp.....	122
Scheldeland Route.....	122
Rivertours - Verdi.....	123

Aalst - Kelderman .....	123
Bornem - Café 't Koningsrek "Zates" .....	123
Denderleeuw - De Heeren van Liedekercke .....	124
Wetteren - Prullenbos .....	124
Zelee - Fleur De Lin .....	124

Visit Aalst .....	125
Tourism Dendermonde .....	125
Tourism Klein-Brabant - Scheldeland .....	125

## **Flemish ARDENNES.....126**

Kruishoutem - De Vlaamse-Ardennenkoets .....	126
Lierde – Gemeldorp Brewery .....	126
Oosterzele – Swimming Pool De Axolotl .....	126
Oudenaarde – Tour of Flanders Centre .....	127
Oudenaarde - MOU - Museum Oudenaarde and the Flemish Ardennes .....	128
Oudenaarde – Provincial Archeological Museum (pam) Ename .....	128
Oudenaarde - The Outsider Flemish Ardennes .....	128
Zottegem - 't Lavendelhof .....	129

Brakel – Walking with Alpaca's .....	129
--------------------------------------	-----

Geraardsbergen - STAPAF+ .....	129
Oudenaarde / Wortegem-Petegem Sneukelfiets Route .....	130

Flemish Ardennes Route (120km) .....	130
--------------------------------------	-----

## **MEETJESLAND ..... 131**

Tourism Ronse - Hoge Mote Experience Centre .....	131
---	-----

Eeklo - St-Vincentius Church .....	131
Eeklo – Provincial Domain Het Leen .....	132
Eeklo - STAPAF+ .....	132

Aalter - 't Vijfde Seizoen .....	132
Tourism Maldegem .....	133

## **3. Flemisch Coast .....134**

## **4. Extended table of contents .....135**

# COLOPHON

## **Responsible Publisher**

Peter De Wilde  
VISITFLANDERS  
Grasmarkt 61  
1000 Brussels  
Belgium

## **Legal depot**

D/2022/5635/28/4

## **Contact**

accessible@visitflanders.com

## **More information**

<http://www.visitflanders.com/accessibility>

## **Copyrights**

Joris Casaer  
Sven Coubergs  
Sven\_Coubergs  
Dave Van Laere  
Joris Casaer  
Pieter D. Hoop  
Misjel Decler  
Tom Linster  
Sofie Coreynen  
Eddy Daniels  
Marc Wallican  
Harold Naye  
Bart Vandenbroucke  
Jan D. Hondt  
Käthe Kollwitz.  
Piet De Kersgieter

© Chocolate Nation  
© FoMU  
© House of the European History  
© Mini Europe - Brussels Atomium  
© Gallo Romeins Museum - Toerisme Tongeren  
© HIPPOWAR Waregem  
© Käthe Kollwitz Museum

## **Special thanks to**

Inter: accessibility screenings

All rights reserved. No part of this publication may be reproduced, stored in a database or retrieval system, or be published in any form or in any way (electronically, mechanically, by print, photoprint, microfilm or any other means) without prior written permission from the Publisher.

