

U.S. investment is \$108 billion in Germany

With its 81 million residents and its role as a leading economy in Europe, Germany is also an attractive location for U.S. companies to invest. By the end of 2015, U.S. investment in Germany reached a total of \$108 billion (without indirect involvement of third countries). Therefore, **the U.S. was the largest non-European investor in Germany**. The most significant U.S. investments are found in manufacturing, as well as in holding companies, insurance, and finance.

U.S. companies are of considerable importance for the German labor market. They have created over 677,000 jobs in Germany. At the same time, they invest billions each year in research and development.

U.S. direct investments abroad, 2015 *

Rank	Country	Investments, year-end (USD Billions)
	Total	\$5,041
1	Netherlands	\$858
2	United Kingdom	\$593
3	Luxembourg	\$503
4	Canada	\$353
--	----	----
11	Germany	\$108

* historical cost basis (book value)

Source: U.S. Department of Commerce



RGIT – Deepening the transatlantic marketplace

The **Representative of German Industry and Trade** encourages the deepening of the U.S.-German economic and trade relationship. RGIT represents the interests of German industry in the U.S. on behalf of its principals, the Federation of German Industries (BDI) and the Association of German Chambers of Industry and Commerce (DIHK).

The transatlantic economic relationship is very close. The United States and Germany are important partners in shaping globalization. Deep transatlantic economic integration is based on a trusting business environment, a reliable framework, and open markets. This is what RGIT supports – on both sides of the Atlantic.

Cooperation
Partnership
Integration
Reliability
Openness



Contact

1130 Connecticut Avenue NW, Suite 1200
Washington, D.C. 20036
+1 202-659-4777 • info@rgit-usa.com • www.rgit-usa.com

Data analysis provided by

GTAI GERMANY
TRADE & INVEST

+1 202-629-5710 • washington@gtai.de • www.gtai.de

Germany Trade & Invest (GTAI) is the foreign trade and inward investment agency of the Federal Republic of Germany. The organization advises foreign companies looking to expand their business activities in the German market. It provides information on foreign trade to German companies that seek to enter into foreign markets.

© 2017 – RGIT, GTAI. All data current as of Jan. 27, 2017.

German-American Trade, Investment, and Jobs



- **672,000 Jobs Supported by German Companies**
- **German Investment in the U.S. is \$255 Billion**
- **Germany is the 6th Largest U.S. Export Market**



Germany is a significant investor in the U.S.

Traditionally, German companies have a strong presence in the U.S. Their affiliates represent efficient technologies, a high degree of value added, and attractive jobs. According to the German Bundesbank, about 4,700 companies in the U.S. benefit from German investment. Most of these are affiliates of small- and medium-sized enterprises.

Foreign direct investment in the U.S., 2015 *

Rank	Country	Investment (USD Billions)
1	United Kingdom	\$484
2	Japan	\$411
3	Luxembourg	\$328
4	Netherlands	\$283
5	Canada	\$269
6	Switzerland	\$258
7	Germany	\$255
8	France	\$234

* Position on a historical-cost basis
Source: U.S. Department of Commerce

More than 8 percent of foreign direct investments in the U.S. come from Germany. If calculated by the "Ultimate Beneficial Owner" (UBO), then German investments amount to **\$319 billion** and Germany ranks fourth. UBO statistics consider the entity that ultimately owns or controls the U.S. affiliate, independently from the location of that entity. Manufacturing is by far the largest sector targeted by German investment. Other areas of German activity include trade, insurance, and finance.

Investments by German companies lead to jobs in all regions of the United States.

Top 5 states with jobs created by German-owned affiliates, 2014

State	Employment (in 1,000)
California	69.6
Texas	43.0
Pennsylvania	40.7
Illinois	38.4
New York	36.3

Source: U.S. Department of Commerce

German companies are the 3rd largest foreign employer in the U.S.

German affiliates employ around 670,000 workers in the U.S. Therefore, German companies are the third-largest foreign employer. Overall, German companies accounted for about 10.5% of the total 6.4 million U.S. jobs created by foreign affiliates.

U.S. jobs in companies under foreign control, 2014

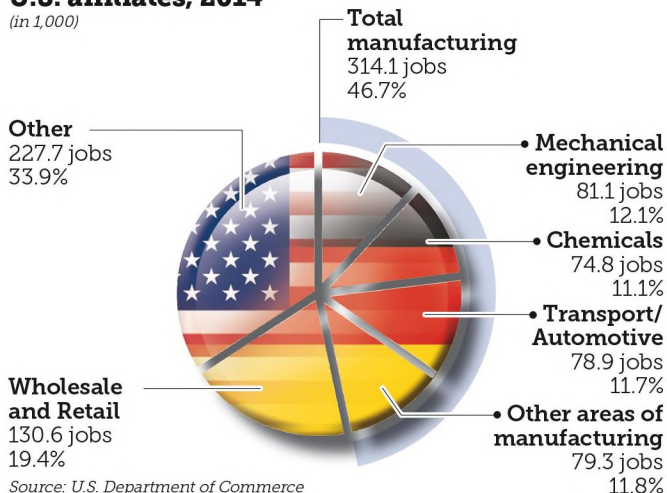
Rank	Country of the Headquarters	Employment (in 1,000)
1	United Kingdom	1,099
2	Japan	839
3	Germany	672
4	Canada	621
5	France	574

Source: U.S. Department of Commerce

Nearly half of the jobs created by German affiliates in the U.S. are in manufacturing. Among the foreign investors, Germany was the second-largest job creator in this sector. German companies thus play a key role in U.S. efforts to strengthen the industrial base.

Employees in German majority-owned U.S. affiliates, 2014

(in 1,000)



Source: U.S. Department of Commerce

The U.S. is Germany's most important export market

Germany → U.S.

The U.S. was the most important export destination for Germany in 2015. With total exports valued at \$124.8 billion, U.S. goods purchased from Germany increased by 0.5% compared to the previous year. The majority of U.S. imports from Germany were in transportation equipment, chemicals, and machinery.

U.S. imports of goods by country, 2015

(USD Billions)

Rank	Country	Imports	Share (in%)	Change 2015/14 (in %)
	Worldwide	2,248.2	100.0	-4.6
1	China	483.2	21.5	3.2
2	Mexico	296.4	13.2	0.2
3	Canada	296.2	13.2	-15.2
4	Japan	131.4	5.8	-2.3
5	Germany	124.8	5.6	0.5

Source: U.S. Department of Commerce

Germany is the 6th largest U.S. export market

U.S. → Germany

With exports totaling around \$50 billion, Germany was the sixth largest export market for the U.S. in 2015. Transportation equipment, chemicals, electronic products, and machinery accounted for the most exports.

U.S. exports of goods by country, 2015

(USD Billions)

Rank	Country	Exports	Share (%)	Change 2015/14 (%)
	Worldwide	1,502.6	100.0	-7.3
1	Canada	280.6	18.7	-10.3
2	Mexico	235.7	15.7	-1.9
3	China	116.1	7.7	-6.1
4	Japan	62.4	4.2	-6.6
5	United Kingdom	56.1	3.7	4.2
6	Germany	50.0	3.3	1.2

Source: U.S. Department of Commerce



'Beggar-thy-neighbor' steel pc ensures everyone loses

BY STORMY-ANNIKA MILDNER AND DANIEL ANDRICH — 12/02/17 02:00 PM EST
THE VIEWS EXPRESSED BY CONTRIBUTORS ARE THEIR OWN AND NOT THE VIEW OF THE HILL

5 SHARES

Just In...

Kevin Bacon's band to play White House Correspondents' Jam this year

IN THE KNOW — 5M 58S AGO

Trump's call for death penalty is the wrong response to drug war

OPINION — 10M 14S AGO

Md. gov: Don't arm teachers, improve school safety

STATE WATCH — 10M 43S AGO

Nobel Prize-winning economist: Trump tariffs 'like a first shot in a war'

INTERNATIONAL — 11M 2S AGO

WATCH: GOP Rep says 'get rid' of gun-free school zones.

— 19M 7S AGO

Dumbarton Oaks 2.0: The case for the internet to have its own United Nations

OPINION — 25M 15S AGO

Donations of deer semen make up majority of contributions in Texas candidate's race: report

STATE WATCH — 28M 32S AGO

Supreme Court decision to have a profound impact on the future of unions



© Getty Images

Global steel markets do not function properly; there is no doubt about it. National go-it-alone policies, however, are not the cure to this problem. Rather, they threaten to distort markets even further.

The Global Forum on Steel Excess Capacity was formed by the G20 leaders at the Hangzhou Summit in September 2016. Bringing together 33 economies, it is the first global platform on steel issues that includes all the world's major producers.

On Thursday, the members of the Global Forum were able to agree on a report on steel, setting out concrete recommendations how to reduce national steelmaking capacities through a market-based approach and increased transparency regarding existing subsidies for the steel industry.

Thrice per year, the Global Forum will examine participants' subsidies for steel companies, including those allowed under WTO rules, as well as developments in the restructuring efforts of member countries. The results of the forum give the world a real opportunity to sustainably reduce overcapacity in the steel sector and eliminate market distortions.

Steel: A market unlike many others

Global steel markets are exceptional, as steel is an important input into many other industries and plays a central part in the industrial

OPINION — 40M 13S AGO

[VIEW ALL](#)[View Latest Opinions >>](#)

development of an economy. Steel is mostly used in construction and the production of cars, transportation equipment and machinery.

These sectors account for two-thirds to three-quarters of global steel demand. Demand for steel is volatile, with an above-average dependence on economic cycles. In boom times, when construction and demand for investment goods is high, demand for steel soars.

However, building out additional steelmaking capacity requires years of planning and construction. In a market with volatile demand and not-so-volatile supply-capacities, it is not uncommon that a market can — temporarily — be characterized by overcapacities.

Under normal circumstances, markets tend to naturally rebalance. However, global steel markets today are anything but normal. Few other markets are characterized by more state interventions. Overcapacities, particularly in China, have created considerable stress in many countries, including the European Union and the United States.

According to the German Steel Federation, between 2000 and 2014, the steelmaking capacity of the U.S. fell by 1.9 million metric tons (MT), while China added 990 MT. In comparison, the rest of the world added 313 MT. Moreover, the German Steel Federation estimates that two-thirds of global steel overcapacity, around 430 MT, is in China.

The U.S. steel industry has lost thousands of jobs over the past couple decades. During his presidential campaign, then-candidate Donald Trump addressed this issue, promising a renaissance of American manufacturing and repatriating manufacturing jobs back to the United States.

On this economic platform, Trump won many votes in the communities where this message resonated.

Trade defense instruments — a way out?

A way to counter dumped or subsidized steel are trade defense instruments, including antidumping tariffs. Dumping occurs if a company sells at a lower price in an export market than in its domestic market or below production costs.

If such dumping leads to significant damages in the importing country, its authorities may impose anti-dumping duties.

Since 2015, steel imports have been subject to increased trade defense investigations worldwide. From 2015-2016, the G20 countries initiated 404 new antidumping investigations, 157 of which, or 39 percent, concerned steel products, according to the World Trade Organization (WTO).

President Trump has announced that he will make significantly more use of anti-dumping measures in the future and raised the prospect of new tariffs on steel imports.

In addition to an investigation into potential threats to national security caused by steel imports under section 232 of the Trade Expansion Act of 1962, Trump issued an executive order on March 31 for enhanced enforcement of anti-dumping and countervailing duties.

Trade defense instruments are a justified method to address unfair trade, but they can also be protectionism-on-the-sly themselves. When

differences between WTO members arise, they can use the WTO's dispute settlement procedure to resolve the conflict.

A well-functioning dispute settlement procedure is key to ensure fair trade globally. The WTO fulfills another function: monitoring its members trade policies. WTO members are required to notify trade defense instruments, but many countries do not notify punctually. This must change.

What to do?

Global problems require global solutions. Trade defense instruments should not be misused for protectionist purposes. As history has shown, protectionism has seldom led to more market access.

Through their initial recommendations, the G20 Global Forum on Steel Excess Capacity has taken the first few steps to put the global steel markets on a path toward a more free-market footing. While we welcome this result, we now expect the G20 countries to reduce market-distorting subsidies transparently and reliably.

Doing so on a multilateral basis prevents further distortionary national unilateral actions in trade policy.

The problems of the global steel market cannot be tackled individually; only coordinated actions by the U.S., EU and other like-minded countries can effectively address overcapacity.

The steel markets are a textbook example of how a race of national subsidies, resulting overcapacities and protectionist measures can drive the international community into a beggar-thy-neighbor situation in which everybody loses.

Stormy-Annika Mildner is the sherpa of the Business 20 (B20), the official engagement partner of the German G20 Presidency and the head of the External Economic Policy Department at the Federation of German Industries (BDI).

Daniel Andrich is the president and CEO of the Representative of German Industry and Trade (RGIT) in Washington, DC. RGIT serves as the liaison office of the Federation of German Industries (BDI) and Association of German Chambers of Commerce and Industry (DIHK).

TAGS DONALD TRUMP



German American

TRADE

QUARTERLY

4th Quarter 2017

Vol.28 No.4 \$7.50



Marli Hoppe-Ritter and her brother Alfred T. Ritter are the third generation and present owners of Ritter Sport

Ritter Sport: Tradition and Innovation

East Coast Industry Forum 2017

**Automakers target Midwest
with substantial investments**

WASHINGTON
★ UPDATE ★

NEWS FROM INSIDE THE BELTWAY

From Germany via Washington to Latin America

IDB Invest offers financing for investments in Latin America & the Caribbean

Interview by Dr. Christoph Schemionek



IDB Invest has financed the expansion of the Panama Canal, the largest infrastructure project in Latin America and the Caribbean

Headquartered in Washington, D.C. the Inter-American Development Bank (IDB) is the largest source of financing for economic and social development in Latin America and the Caribbean. With their considerable expertise, German companies are well-positioned to bid successfully on the bank's public tenders. IDB-financed projects include areas such as water and sanitation, infrastructure, education, renewable energy, and energy efficiency.

Since 2016, the IDB Group has streamlined its private sector activities into IDB Invest, formerly known as the Inter-American Investment Corporation. IDB Invest offers a variety of financing products to private enterprises interested in investing in Latin American and the Caribbean countries.

James P. Scriven is the Chief Executive Officer of the newly-created IDB Invest. He oversees a team of over 400 staff and a portfolio of more than \$11.6 billion in assets under management.

Christoph Schemionek, Director for Regional Economic Policy and World Bank Liaison at the Representative of German Industry & Trade (RGIT), sat down with James P. Scriven to discuss investment opportunities for German companies in Latin America and the Caribbean.

In your opinion, what is the most promising growth sector in the region these days?

Infrastructure is a promising sector, especially sustainable infrastructure. There have been a lot of recent natural disasters in the Caribbean, Central

America, Mexico, and Peru, which provide us lessons not only on recovery and reconstruction but also on initial project preparation, design, and implementation. At IDB Invest, we strive to build assets that are based on future performance estimates rather than past ones. We integrate climate change considerations into our investments and deploy a team of environmental, social and governance experts in every project. Infrastructure investing represents a strategic shift for development banks. Historically we did more in financial markets and counted on bank use of proceeds to reach end-beneficiaries in productive sectors. Now we are developing more technical expertise to invest in the region's growing infrastructure assets, and this aims to become 50 percent of our lending portfolio.

James P. Scriven

Chief Executive Officer, IDB Invest

>> @JamesPScriven
>> linkedin.com/in/james-p-scriven

A dual Argentine/British citizen, Mr. Scriven was previously Vice President of Corporate Risk and Sustainability at the International Finance Corporation (IFC) in addition to other leadership positions. Before joining the IFC, Mr. Scriven was Chief Financial Officer of Banco Hipotecario in Argentina. Mr. Scriven holds a Master's degree in Finance from Universidad del Centro de Estudios Macroeconómicos of Argentina, and a degree in Business Administration from the Pontifical Catholic University of Argentina.

About IDB Invest

IDB Invest, a member of the Inter-American Development Bank Group (IDB Group), is a multilateral development bank committed to supporting the private sector in Latin America and the Caribbean. It finances sustainable enterprises and projects to achieve financial results that maximize social and environmental development for the region. With a current portfolio of \$11.6 billion under management and 350 clients in 21 countries, IDB Invest works across sectors to provide innovative financial solutions and advisory services that meet the evolving demands of its clients.

>> iadb.org

Are there clusters that are specifically interesting for certain industries?

Our infrastructure portfolio goes beyond energy and transport. We are seeking portfolio expansion in social infrastructure such as water, sanitation, health and education. We are also optimistic about agribusiness, telecommunications, sustainable tourism and manufacturing.

German companies, especially the "Mittelstand", oftentimes take a long-term view of their investments. How do you see your activities in Latin America and the Caribbean 10 years from now?

In the past decades, cash was king in Latin America and the Caribbean. However, with sufficient liquidity in most markets, banks, particularly development banks, must offer much more than debt to impact the private sector. Market knowledge, advisory services and product flexibility will allow our clients to grow and compete in the global marketplace. This long-term view of development finance products and services will lead to more climate-resilient and socially-inclusive business models with high rates of technological adaptation. Flexible financial and non-financial products like this coupled with new technologies, such as wind energy, will define the future of Latin America and the Caribbean.

What should German companies be aware of when considering an investment in Latin America and the Caribbean?

The region is ripe for investment, and IDB Invest is open for business to support German businesses and investors in navigating the region's private sector. In March we announced a co-financing framework agreement with DEG, Proparco and FMO to make mobilization more

efficient and lower client transaction costs. Our Memorandum of Understanding with the European Investment Bank highlights how we can cooperate with Europeans in sourcing and sharing deal origination.

How can IDB Invest support German companies?

We have best-in-class risk safeguards to protect investments in Latin America and the Caribbean, as well as advisory services and market knowledge to strengthen investment sustainability. We lend at market interest rates which means we crowd-in competition, including German investors, through our various mobilization products. Furthermore, we promote our work with the private sector in cooperation with organizations such as the Representative of German Industry and Trade. ■

About the Author

Dr. Christoph Schemionek is the Director for Regional Economic Policy and World Bank Liaison at the Representative of German Industry and Trade (RGIT). He provides support to companies on their bids for projects financed by the international finance institutions in Washington, DC.

>> cschemionek@rgit-usa.com
>> www.rgit-usa.com

German Business Matters

A State-by-State Analysis
of Imports, Exports, and Jobs



R G REPRESENTATIVE
I T of German Industry + Trade

BDI
DIHK

Map shows spatial concentration of German subsidiaries.

FOREWORD

Our flagship publication, "**German Business Matters**," provides a detailed overview of the number of jobs created by German-owned affiliates, as well as the volume of German trade by each individual state in the United States of America. Such an overview is important information for investors and politicians alike – on the local, state, and federal level.

Successful trade relations promote inward investment for both the U.S. and Germany, which in turn creates well-paying jobs. The total bilateral trade relationship between the U.S. and Germany amounted to \$174 billion in 2015, the latest data we were able to process for this report. The U.S. is the #1 export market for Germany. For the U.S., Germany is its 6th-largest export market. Total German investment in the U.S. was \$255 billion as of 2015. Around 4,700 U.S.-companies benefit from German investment. German affiliates employ around 672,000 people. These German companies are the 3rd-largest foreign employer in the U.S., with almost half of these jobs created in the manufacturing sector.

As these numbers reveal, the United States and Germany are important partners that benefit from open and flourishing markets within a trusted business environment and reliable regulatory frameworks. While this transatlantic economic relationship is already very strong, we look forward to further deepening these ties.

Caroll H. Neubauer,

*Chairman of the Board of Directors
of the German American Chambers of Commerce of the USA*

Daniel Andrich,

President and CEO, Representative of German Industry and Trade



CONTENTS

German Business Matters	3	Montana	39
United States of America	12	Nebraska	40
Alabama	13	Nevada	41
Alaska	14	New Hampshire	42
Arizona	15	New Jersey	43
Arkansas	16	New Mexico	44
California	17	New York	45
Colorado	18	North Carolina	46
Connecticut	19	North Dakota	47
Delaware	20	Ohio	48
District of Columbia	21	Oklahoma	49
Florida	22	Oregon	50
Georgia	23	Pennsylvania	51
Hawaii	24	Puerto Rico	52
Idaho	25	Rhode Island	53
Illinois	26	South Carolina	54
Indiana	27	South Dakota	55
Iowa	28	Tennessee	56
Kansas	29	Texas	57
Kentucky	30	Utah	58
Louisiana	31	Vermont	59
Maine	32	Virginia	60
Maryland	33	Washington	61
Massachusetts	34	West Virginia	62
Michigan	35	Wisconsin	63
Minnesota	36	Wyoming	64
Mississippi	37	About Us	65
Missouri	38		

GERMAN BUSINESS MATTERS

German-owned affiliates play an important role in the U.S. economy, with German businesses contributing to its economic health and prosperity. Most importantly, these affiliates create jobs in all regions: from California to Virginia and from Minnesota to Texas. They are also a vital part of the daily life of American employees and their families. About 672,000 American jobs were “insourced” and supported by German-owned affiliates in states across the country.

This report, “German Business Matters: A State-by-State Analysis of Imports, Exports, and Jobs,” offers an objective and comparative analysis of German business activity in the United States by employment and trade.

Data

When reading this report, it is important to keep in mind that the employment statistics refer only to majority-owned affiliates that are under German control (that is, German-owned affiliates in the U.S. that are more than 50 percent-owned by German investors). The U.S. Bureau of Economic Analysis (BEA) defines a Majority-owned U.S. affiliate as a “U.S. affiliate in which the combined ownership of all foreign parents exceeds 50 percent.”

All data are publicly available from the Department of Commerce and its agencies – the International Trade Administration, the U.S. Census Bureau, and the Bureau of Economic Analysis. The various data are published at different times during the year and generally refer to the previous two years.

Trade numbers are published monthly. Year-end data for trade are available in mid-February of each year for the previous year. Investment data for U.S. direct investment abroad and for foreign direct investment in the U.S. are published each year by mid/end of July for the previous year. Finally, employment numbers for German companies in the U.S. and for U.S. companies in Germany are published in August and December of each year and refer to the previous two years.

For this brochure, all data are current as of January 27, 2017.

INVESTMENT

Total investment from Germany in the U.S. is \$ 255 billion.

Germany is a significant investor in the U.S. More than 8 percent of foreign direct investment in the U.S. comes from Germany. Per the U.S. Department of Commerce, German investment in the U.S. reached a total of about \$255 billion by the end of 2015. If calculated by the "Ultimate Beneficial Owner" (UBO), then German investment amounts to \$319 billion and Germany ranks fourth. UBO statistics consider the entity that ultimately owns or controls the U.S. affiliate, independently from the location of that entity. Manufacturing is by far the largest sector targeted by German investment. Other areas of German activity include trade, insurance, and finance.

Traditionally, German companies are strongly present in the U.S. Their affiliates represent efficient technologies, a high degree of value added, and attractive jobs. According to the German Federal Bank (Bundesbank), about 4,700 companies in the U.S. benefit from German investment. Most of these are affiliates of small- and medium-sized enterprises.

Foreign direct investment in the United States*

Rank	FDI in the U.S. From	2015 <i>(in USD Billions)</i>	2014 <i>(in USD Billions)</i>	Change <i>2015/14 (in %)</i>
1	United Kingdom	484	449	7.8
2	Japan	411	373	10.2
3	Luxembourg	328	243	35.0
4	Netherlands	283	305	-7.2
5	Canada	269	261	3.1
6	Switzerland	258	224	15.2
7	Germany	255	224	13.8
8	France	234	223	4.5

* Position on a historical-cost basis

Source: U.S. Department of Commerce

JOBS

German companies are the third largest foreign employer in the U.S.

German affiliates support more than 670,000 jobs in the U.S. Therefore, German companies are the third-largest foreign employer, following companies from the United Kingdom and Japan. Overall, German companies accounted for about 10.5% of the total 6.4 million U.S. jobs created by foreign affiliates. Nearly half of the jobs created by German affiliates in the U.S. are in manufacturing. Among the foreign investors, Germany was the second-largest job creator in this sector. German companies thus play a key role in U.S. efforts to strengthen the industrial base.

U.S. jobs in companies under foreign control

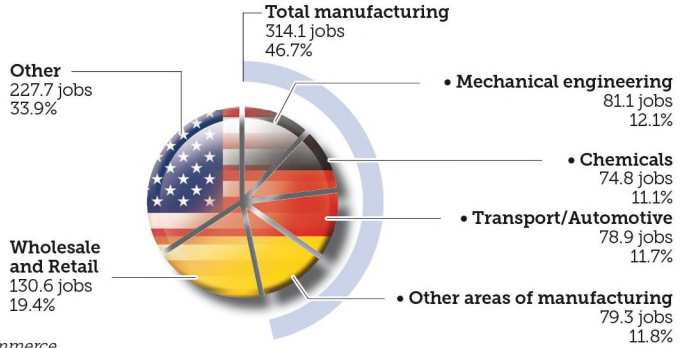
Rank	Country of the Headquarters	2014 <i>(number of jobs in 1,000)</i>	2013 <i>(number of jobs in 1,000)</i>	Change <i>2014/13 (in %)</i>
1	United Kingdom	1,099	1,030	6.7
2	Japan	839	801	4.7
3	Germany	672	641	4.8
4	Canada	621	553	12.1
5	France	574	557	3.1

Source: U.S. Department of Commerce

JOBS

Employees in German majority-owned U.S. affiliates, 2014

(in 1,000)

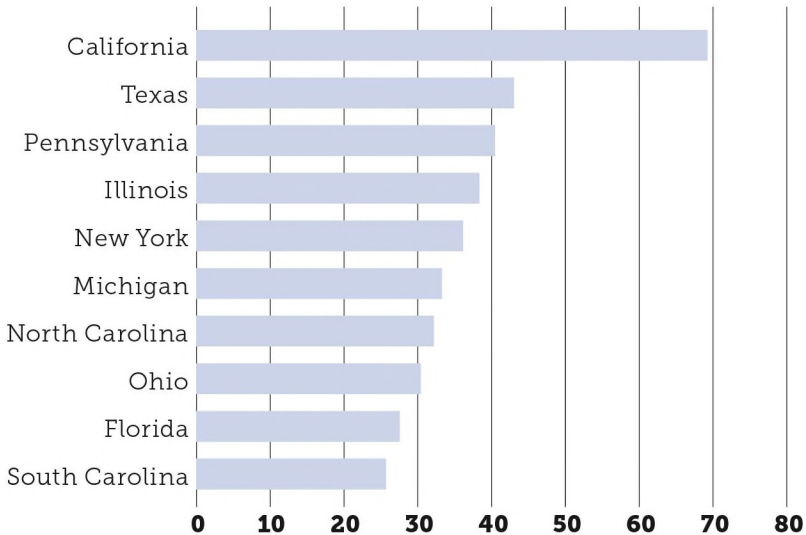


Source: U.S. Department of Commerce

German-created jobs are also spread out across all regions of the U.S. This table reflects the states with the most jobs. While California (West Coast) is number one, the North, South, Great Lakes, and Mid-West are all strongly represented.

Top 10 states with jobs created by German-owned affiliates, 2014

(in 1,000)



Source: U.S. Department of Commerce

TRADE

The U.S. is Germany's most important export market

Germany → U.S.

The U.S. was the most important export destination for Germany in 2015. With total exports valued at \$124.8 billion, U.S. goods purchased from Germany increased by 0.5% compared to the previous year. The majority of U.S. imports from Germany were in transportation equipment, chemicals, and machinery.

U.S. imports of goods by country, 2015

Rank	Country	Imports <i>(in USD Billions)</i>	Share <i>(in%)</i>	Change <i>2015/14 (in %)</i>
	Worldwide	2,248.2	100.0	-4.6
1	China	483.2	21.5	3.2
2	Mexico	296.4	13.2	0.2
3	Canada	296.2	13.2	-15.2
4	Japan	131.4	5.8	-2.3
5	Germany	124.8	5.6	0.5

Source: U.S. Department of Commerce

TRADE

Germany is the 6th largest U.S. export market

U.S. Germany

With exports totaling around \$50 billion, Germany was the sixth largest export market for the U.S. in 2015. Transportation equipment, chemicals, electronic products, and machinery accounted for the most exports.

U.S. exports of goods by country, 2015

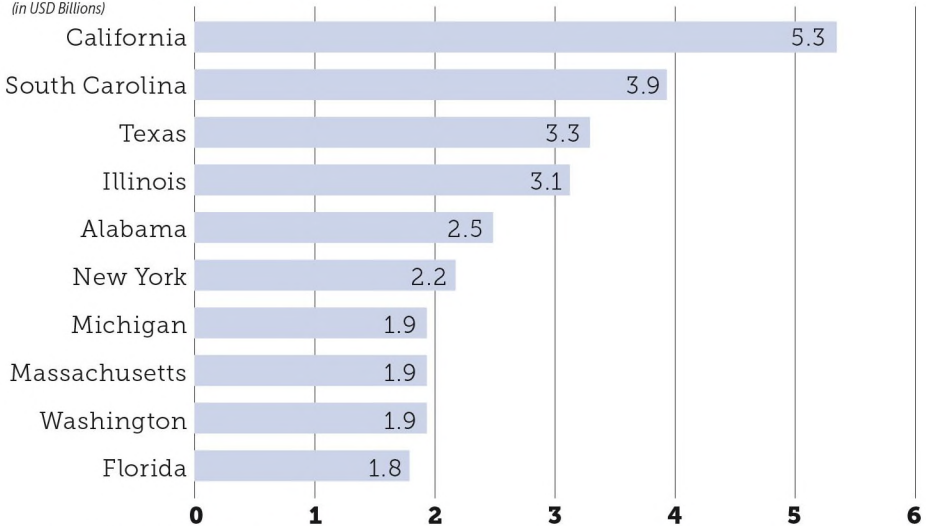
Rank	Country	Exports <i>(in USD Billions)</i>	Share <i>(in %)</i>	Change <i>2015/14 (in %)</i>
	Worldwide	1,502.6	100.0	-7.3
1	Canada	280.6	18.7	-10.3
2	Mexico	235.7	15.7	-1.9
3	China	116.1	7.7	-6.1
4	Japan	62.4	4.2	-6.6
5	United Kingdom	56.1	3.7	4.2
6	Germany	50.0	3.3	1.2

Source: U.S. Department of Commerce

Of course, exports are important to a region's economy. This table demonstrates which states exported the most to Germany.

Top 10 exporters to Germany

(in USD Billions)

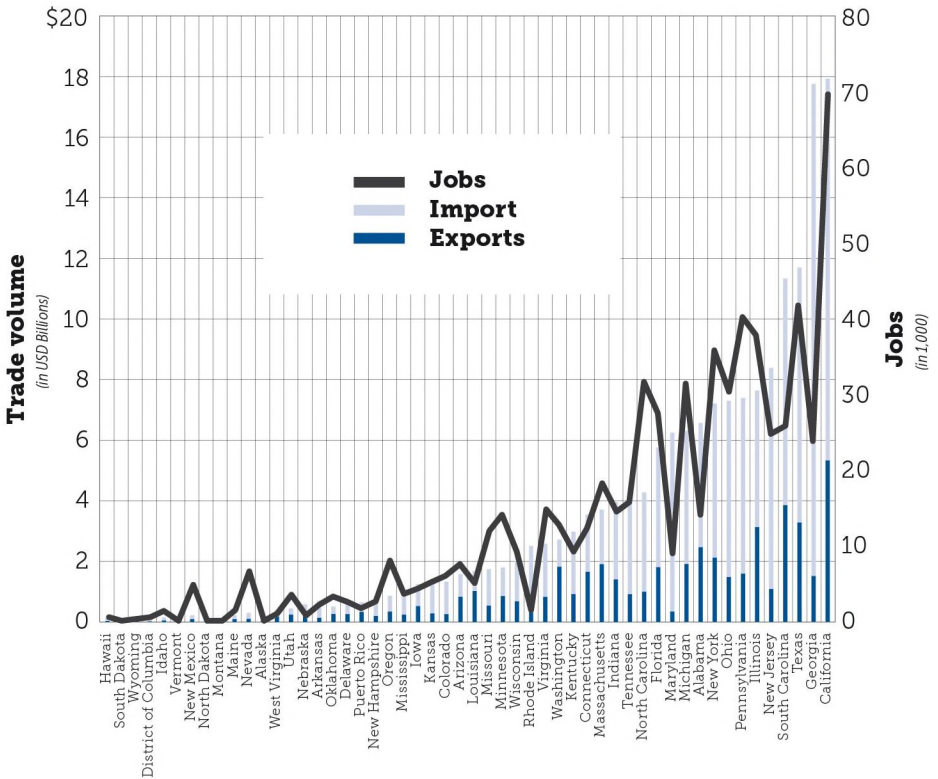


Source: U.S. Department of Commerce

TRADE

By overlaying import and export numbers with the total of German-created jobs in any given state, one can see a general trend between increased trade activity and higher job amount. In other words, states that import and export the most also have the most German-created jobs.

Trade volume of U.S. states with Germany and employment by German-owned affiliates



RGIT is the liaison office of the Federation of German Industries (BDI) and the Association of German Chambers of Industry and Commerce (DIHK). Research done in cooperation with the chair of Economic Geography, University Würzburg

THE UNITED STATES IN GERMANY

Received by NSD/FARA Registration Unit 03/02/2018 4:01:44 PM

U.S. investment is \$108 billion in Germany.

With its 81 million residents and role as a leading economy in Europe, Germany is also an attractive location for U.S. companies to invest. By the end of 2015, U.S. investment in Germany reached a total of \$108 billion (without indirect involvement of third countries). Therefore, the U.S. was the largest non-European investor in Germany. The most significant U.S. investments are found in manufacturing, as well as in holding companies, insurance, and finance. The high-ranking of the Netherlands and Luxembourg is due to their extraordinarily large investments in holding companies. U.S. companies are of considerable importance for the German labor market. They have created over 677,000 jobs in Germany. At the same time, they invest billions each year in research and development.

U.S. direct investments abroad*

Rank	Country	Investments year-end 2015 <i>(in USD Billions)</i>	Investments year-end 2014 <i>(in USD Billions)</i>	Change 2015/14 <i>(in %)</i>
	Total	5,041	4,920	2.5
1	Netherlands	858	753	13.9
2	United Kingdom	593	588	0.9
3	Luxembourg	503	465	8.2
4	Canada	353	386	-8.5
--	----	----	----	----
11	Germany	108	116	-6.9

* historical cost basis (book value)

Source: U.S. Department of Commerce

SUMMARY

	Germany ➔ USA	USA ➔ Germany
Number of Companies, 2014 <i>Source: German Federal Bank (Bundesbank)</i>	4,725	1,372
Investments, 2015 <i>Source: U.S. Department of Commerce (DOC)</i>	\$255 billion	\$108 billion
Jobs, 2014 <i>Source: U.S. Department of Commerce (DOC)</i>	672,000	677,000
Exports, 2015 <i>Source: U.S. Department of Commerce (DOC)</i>	\$124.8 billion	\$50 billion

With a total trade relationship totaling just over \$174 billion, the U.S. and Germany benefit mutually from close trade relations with one another. Such trade encourages investment, and both countries are heavily invested in the other. In turn, German companies have created thousands of jobs across the U.S. and vice versa.

GERMAN BUSINESS IN THE UNITED STATES OF AMERICA



Population:
324,418,820

Employment by Foreign-Owned Affiliates 2014

Total: 6,370,900 jobs created by foreign-owned affiliates in the United States.




Foreign Trade 2015

Total Imports to the USA

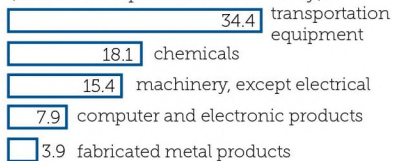


Total Exports from the USA

Imports to the USA (%)



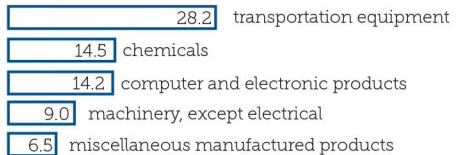
Top Imports from Germany by Industry (% of total Imports from Germany)



Export Destinations (%)



Top Exports to Germany by Industry (% of total Exports to Germany)



Sources: U.S. Department of Commerce (2016) - International Trade Administration, U.S. Census Bureau, Bureau of Economic Analysis

GERMAN BUSINESS IN ALABAMA



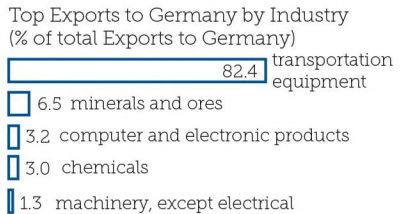
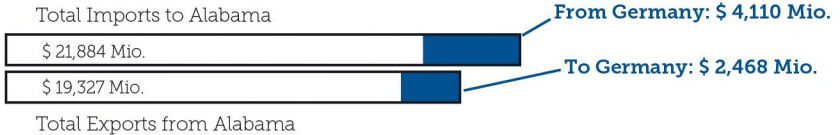
Population:
4,858,979

Employment by Foreign-Owned Affiliates 2014

Total: 92,700 jobs created by foreign-owned affiliates in Alabama.



Foreign Trade 2015



Sources: U.S. Department of Commerce (2016) - International Trade Administration, U.S. Census Bureau, Bureau of Economic Analysis

RGIT is the liaison office of the Federation of German Industries (BDI) and the Association of German Chambers of Industry and Commerce (DIHK). Research done in cooperation with the chair of Economic Geography, University Würzburg




GERMAN BUSINESS IN ALASKA



Population:
738.432

Employment by Foreign-Owned Affiliates 2014

Total: 17,500 jobs created by foreign-owned affiliates in Alaska.



Foreign Trade 2015



Sources: U.S. Department of Commerce (2016) - International Trade Administration, U.S. Census Bureau, Bureau of Economic Analysis

GERMAN BUSINESS IN ARIZONA



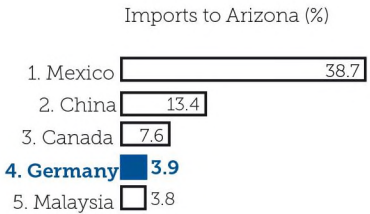
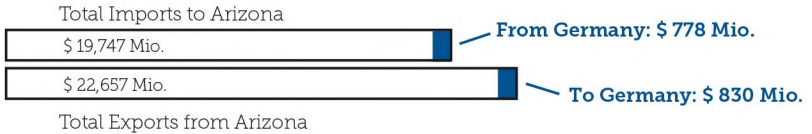
Population:
6,828,065

Employment by Foreign-Owned Affiliates 2014

Total: 88,600 jobs created by foreign-owned affiliates in Arizona.



Foreign Trade 2015



Sources: U.S. Department of Commerce (2016) - International Trade Administration, U.S. Census Bureau, Bureau of Economic Analysis

RGIT is the liaison office of the Federation of German Industries (BDI) and the Association of German Chambers of Industry and Commerce (DIHK). Research done in cooperation with the chair of Economic Geography, University Würzburg



GERMAN BUSINESS IN ARKANSAS



Population:
2,978,204

Employment by Foreign-Owned Affiliates 2014

Total: 46,400 jobs created by foreign-owned affiliates in Arkansas.



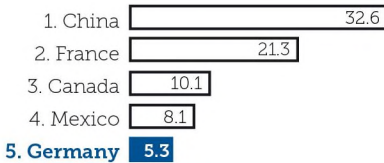
Foreign Trade 2015

Total Imports to Arkansas



Total Exports from Arkansas


Imports to Arkansas (%)



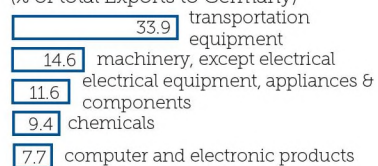
Top Imports from Germany by Industry (% of total Imports from Germany)



Export Destinations (%)



Top Exports to Germany by Industry (% of total Exports to Germany)



Sources: U.S. Department of Commerce (2016) - International Trade Administration, U.S. Census Bureau, Bureau of Economic Analysis

GERMAN BUSINESS IN CALIFORNIA



Population:
39,144,818

Employment by Foreign-Owned Affiliates 2014

Total: 665,000 jobs created by foreign-owned affiliates in California.

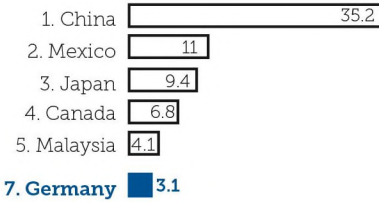


Foreign Trade 2015

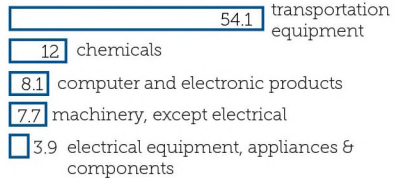


Total Exports from California

Imports to California (%)



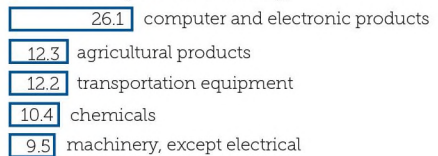
Top Imports from Germany by Industry
(% of total Imports from Germany)



Export Destinations (%)



Top Exports to Germany by Industry
(% of total Exports to Germany)



Sources: U.S. Department of Commerce (2016) - International Trade Administration, U.S. Census Bureau, Bureau of Economic Analysis

RGIT is the liaison office of the Federation of German Industries (BDI) and the Association of German Chambers of Industry and Commerce (DIHK). Research done in cooperation with the chair of Economic Geography, University Würzburg




GERMAN BUSINESS IN COLORADO



Population:
5,456,574

Employment by Foreign-Owned Affiliates 2014

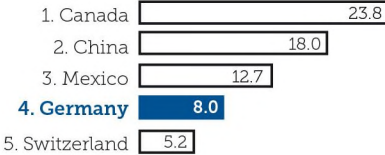
Total: 90,800 jobs created by foreign-owned affiliates in Colorado.



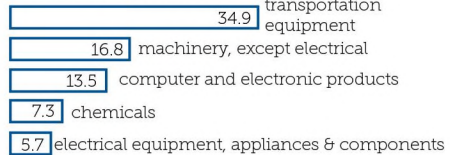
Foreign Trade 2015



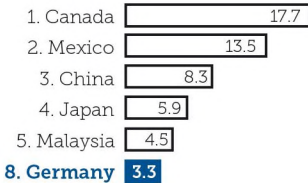
Imports to Colorado (%)



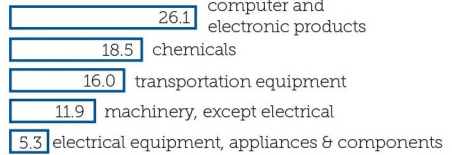
Top Imports from Germany by Industry (% of total Imports from Germany)



Export Destinations (%)



Top Exports to Germany by Industry (% of total Exports to Germany)



Sources: U.S. Department of Commerce (2016) - International Trade Administration, U.S. Census Bureau, Bureau of Economic Analysis

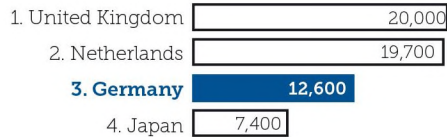
GERMAN BUSINESS IN CONNECTICUT



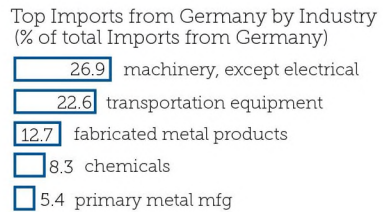
Population:
3,590,886

Employment by Foreign-Owned Affiliates 2014

Total: 99,400 jobs created by foreign-owned affiliates in Connecticut.



Foreign Trade 2015



Sources: U.S. Department of Commerce (2016) - International Trade Administration, U.S. Census Bureau, Bureau of Economic Analysis

RGIT is the liaison office of the Federation of German Industries (BDI) and the Association of German Chambers of Industry and Commerce (DIHK). Research done in cooperation with the chair of Economic Geography, University Würzburg



GERMAN BUSINESS IN DELAWARE



Population:
945,934

Employment by Foreign-Owned Affiliates 2014

Total: 28,300 jobs created by foreign-owned affiliates in Delaware.



Foreign Trade 2015

Total Imports to Delaware

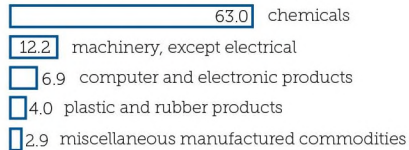


Total Exports from Delaware

Imports to Delaware (%)



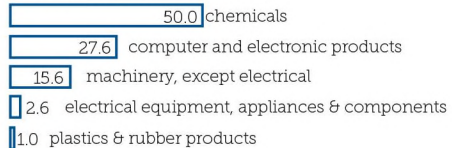
Top Imports from Germany by Industry
(% of total Imports from Germany)



Export Destinations (%)



Top Exports to Germany by Industry
(% of total Exports to Germany)



Sources: U.S. Department of Commerce (2016) - International Trade Administration, U.S. Census Bureau, Bureau of Economic Analysis

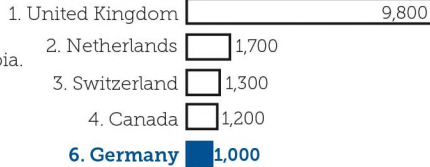
GERMAN BUSINESS IN DISTRICT OF COLUMBIA



Population:
672,228

Employment by Foreign-Owned Affiliates 2014

Total: 24,000 jobs created by foreign-owned affiliates in District of Columbia.



Foreign Trade 2015

Total Imports to District of Columbia

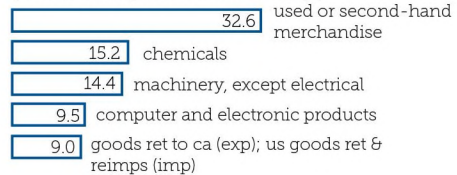


Total Exports from District of Columbia


Imports to D.C (%)



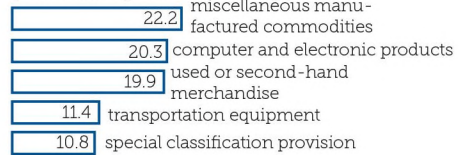
Top Imports from Germany by Industry
(% of total Imports from Germany)



Export Destinations (%)



Top Exports to Germany by Industry
(% of total Exports to Germany)



Sources: U.S. Department of Commerce (2016) - International Trade Administration, U.S. Census Bureau, Bureau of Economic Analysis

RGIT is the liaison office of the Federation of German Industries (BDI) and the Association of German Chambers of Industry and Commerce (DIHK). Research done in cooperation with the chair of Economic Geography, University Würzburg

RGIT REPRESENTATIVE of German Industry + Trade **BDI** **DIHK**

GERMAN BUSINESS IN FLORIDA



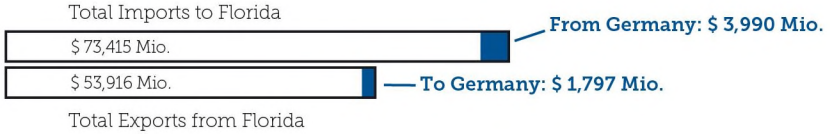
Population:
20,271,272

Employment by Foreign-Owned Affiliates 2014

Total: 266,500 jobs created by foreign-owned affiliates in Florida.



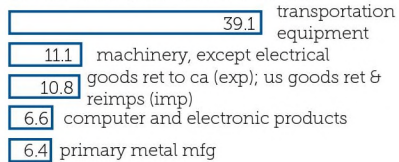
Foreign Trade 2015



Imports to Florida (%)



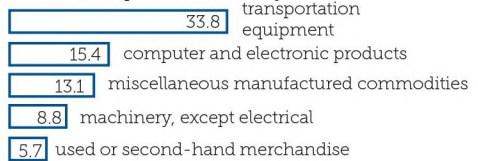
Top Imports from Germany by Industry (% of total Imports from Germany)



Export Destinations (%)



Top Exports to Germany by Industry (% of total Exports to Germany)



Sources: U.S. Department of Commerce (2016) - International Trade Administration, U.S. Census Bureau, Bureau of Economic Analysis

GERMAN BUSINESS IN GEORGIA



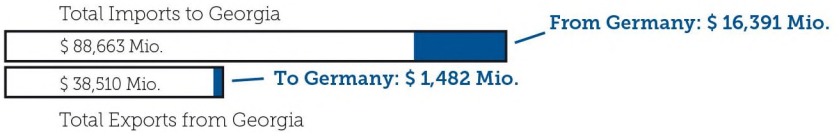
Population:
10,214,860

Employment by Foreign-Owned Affiliates 2014

Total: 217,500 jobs created by foreign-owned affiliates in Georgia.



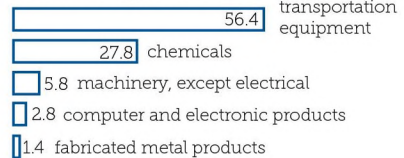
Foreign Trade 2015



Imports to Georgia (%)



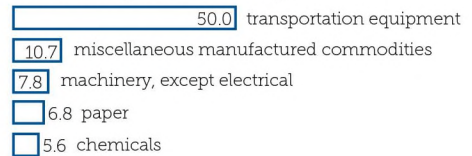
Top Imports from Georgia by Industry (% of total Imports from Germany)



Export Destinations (%)



Top Exports to Germany by Industry (% of total Exports to Germany)



Sources: U.S. Department of Commerce (2016) - International Trade Administration, U.S. Census Bureau, Bureau of Economic Analysis

RGIT is the liaison office of the Federation of German Industries (BDI) and the Association of German Chambers of Industry and Commerce (DIHK). Research done in cooperation with the chair of Economic Geography, University Würzburg



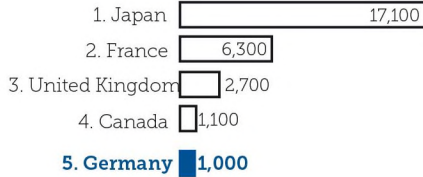
GERMAN BUSINESS IN HAWAII



Population:
1,431,603


Employment by Foreign-Owned Affiliates 2014

Total: 37,000 jobs created by foreign-owned affiliates in Hawaii.



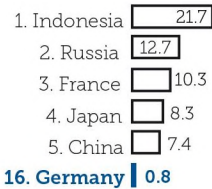
Foreign Trade 2015

Total Imports to Hawaii

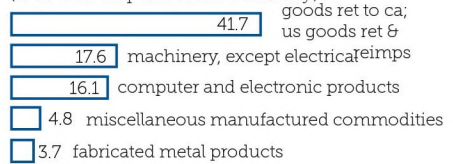


Total Exports from Hawaii


Imports to Hawaii (%)



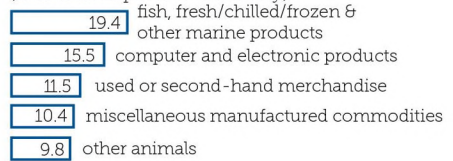
Top Imports from Germany by Industry (% of total Imports from Germany)



Export Destinations (%)



Top Exports to Germany by Industry (% of total Exports to Germany)



Sources: U.S. Department of Commerce (2016) - International Trade Administration, U.S. Census Bureau, Bureau of Economic Analysis

GERMAN BUSINESS IN IDAHO



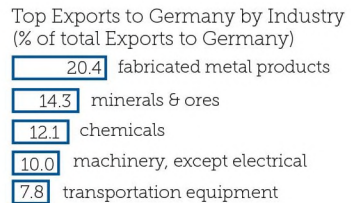
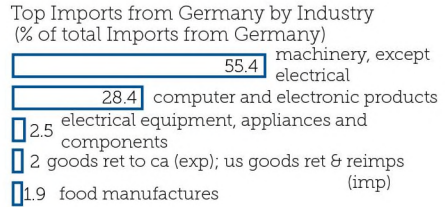
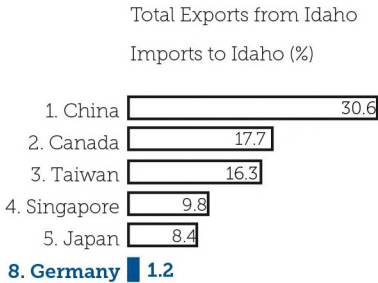
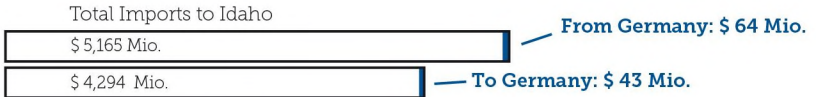
Population:
1,654,930

Employment by Foreign-Owned Affiliates 2014

Total: 16,100 jobs created by foreign-owned affiliates in Idaho.



Foreign Trade 2015



Sources: U.S. Department of Commerce (2016) - International Trade Administration, U.S. Census Bureau, Bureau of Economic Analysis

RGIT is the liaison office of the Federation of German Industries (BDI) and the Association of German Chambers of Industry and Commerce (DIHK). Research done in cooperation with the chair of Economic Geography, University Würzburg




GERMAN BUSINESS IN ILLINOIS




Population:
12,859,995

Employment by Foreign-Owned Affiliates 2014


Total: 292,600 jobs created by foreign-owned affiliates in Illinois.



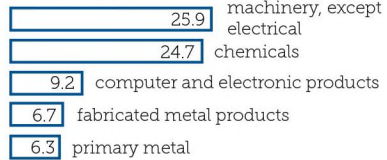
Foreign Trade 2015



Imports to Illinois (%)



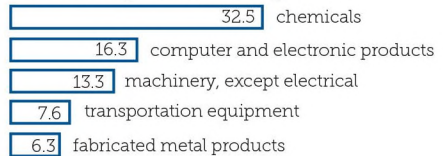
Top Imports from Germany by Industry (% of total Imports from Germany)



Export Destinations (%)



Top Exports to Germany by Industry (% of total Exports to Germany)



Sources: U.S. Department of Commerce (2016) - International Trade Administration, U.S. Census Bureau, Bureau of Economic Analysis


GERMAN BUSINESS IN INDIANA



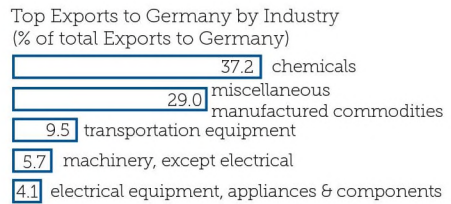
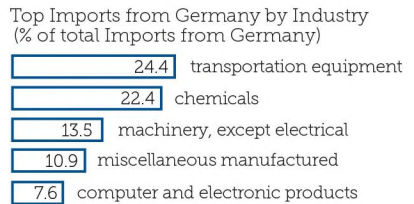
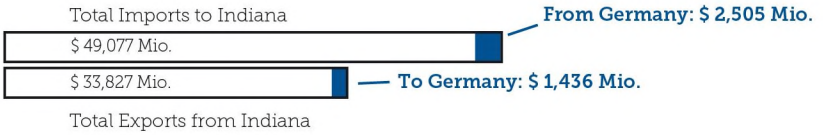
Population:
6,619,680

Employment by Foreign-Owned Affiliates 2014

Total: 170,800 jobs created by foreign-owned affiliates in Indiana.



Foreign Trade 2015



Sources: U.S. Department of Commerce (2016) - International Trade Administration, U.S. Census Bureau, Bureau of Economic Analysis

RGIT is the liaison office of the Federation of German Industries (BDI) and the Association of German Chambers of Industry and Commerce (DIHK). Research done in cooperation with the chair of Economic Geography, University Würzburg

RGIT REPRESENTATIVE of German Industry + Trade **BDI** **DIHK**

GERMAN BUSINESS IN IOWA



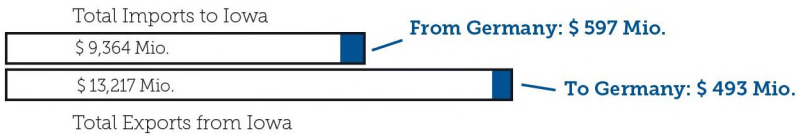
Population:
3,123,899

Employment by Foreign-Owned Affiliates 2014

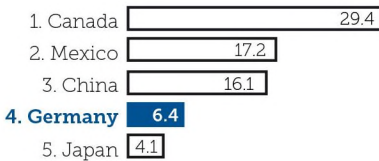
Total: 55,800 jobs created by foreign-owned affiliates in Iowa.



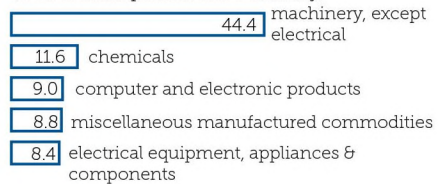
Foreign Trade 2015




Imports to Iowa (%)



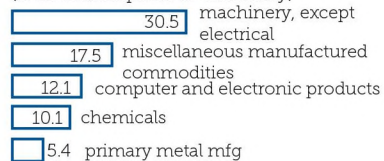
Top Imports from Germany by Industry (% of total Imports from Germany)



Export Destinations (%)



Top Exports to Germany by Industry (% of total Exports to Germany)



Sources: U.S. Department of Commerce (2016) - International Trade Administration, U.S. Census Bureau, Bureau of Economic Analysis


GERMAN BUSINESS IN KANSAS



Population:
2,911,641


Employment by Foreign-Owned Affiliates 2014

Total: 70,600 jobs created by foreign-owned affiliates in Kansas.




Foreign Trade 2015

Total Imports to Kansas

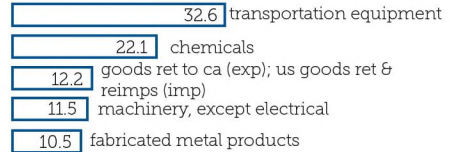


Total Exports from Kansas

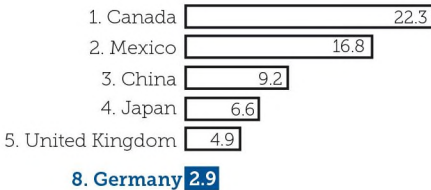
Imports to Kansas (%)



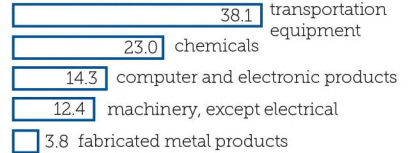
Top Imports from Germany by Industry (% of total Imports from Germany)



Export Destinations (%)



Top Exports to Germany by Industry (% of total Exports to Germany)



Sources: U.S. Department of Commerce (2016) - International Trade Administration, U.S. Census Bureau, Bureau of Economic Analysis

RGIT is the liaison office of the Federation of German Industries (BDI) and the Association of German Chambers of Industry and Commerce (DIHK). Research done in cooperation with the chair of Economic Geography, University Würzburg

RGIT REPRESENTATIVE of German Industry + Trade **BDI** **DIHK**

GERMAN BUSINESS IN KENTUCKY




Population:
4,425,092

Employment by Foreign-Owned Affiliates 2014

Total: 107,500 jobs created by foreign-owned affiliates in Kentucky.




Foreign Trade 2015

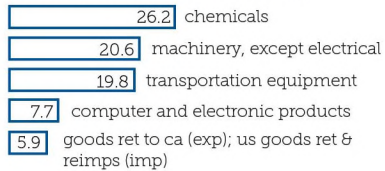


Total Exports from Kentucky


Imports to Kentucky (%)



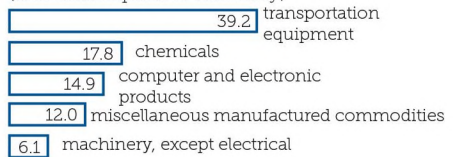
Top Imports from Germany by Industry (% of total Imports from Germany)



Export Destinations (%)



Top Exports to Germany by Industry (% of total Exports to Germany)



Sources: U.S. Department of Commerce (2016) - International Trade Administration, U.S. Census Bureau, Bureau of Economic Analysis


GERMAN BUSINESS IN LOUISIANA



Population:
467,724

Employment by Foreign-Owned Affiliates 2014

Total: 74,300 jobs created by foreign-owned affiliates in Louisiana.



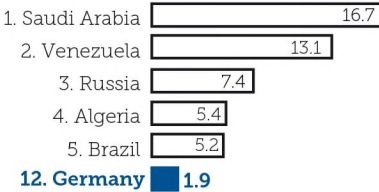
Foreign Trade 2015

Total Imports to Louisiana

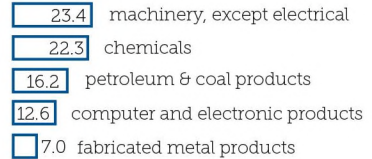


Total Exports from Louisiana

Imports to Louisiana (%)



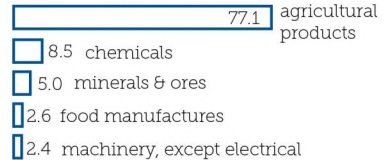
Top Imports from Germany by Industry
(% of total Imports from Germany)



Export Destinations (%)



Top Exports to Germany by Industry
(% of total Exports to Germany)



Sources: U.S. Department of Commerce (2016) - International Trade Administration, U.S. Census Bureau, Bureau of Economic Analysis

RGIT is the liaison office of the Federation of German Industries (BDI) and the Association of German Chambers of Industry and Commerce (DIHK). Research done in cooperation with the chair of Economic Geography, University Würzburg



GERMAN BUSINESS IN MAINE



Population:
1,329,328

Employment by Foreign-Owned Affiliates 2014

Total: 32,500 jobs created by foreign-owned affiliates in Maine.



Foreign Trade 2015

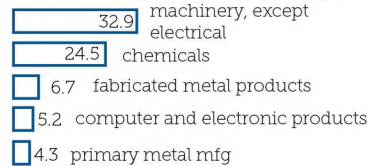
Total Imports to Maine



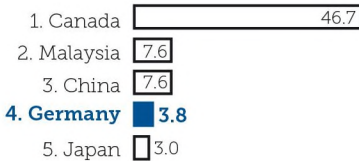
Imports to Maine (%)



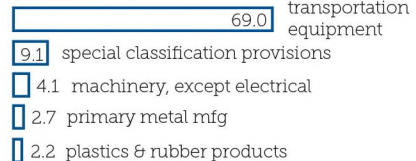
Top Imports from Germany by Industry (% of total Imports from Germany)



Export Destinations (%)



Top Exports to Germany by Industry (% of total Exports to Germany)



Sources: U.S. Department of Commerce (2016) - International Trade Administration, U.S. Census Bureau, Bureau of Economic Analysis

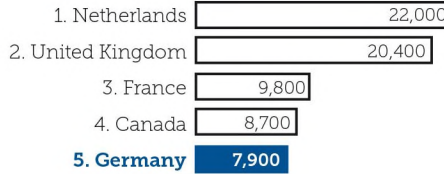
GERMAN BUSINESS IN MARYLAND



Population:
6,006,401

Employment by Foreign-Owned Affiliates 2014

Total: 103,800 jobs created by foreign-owned affiliates in Maryland.



Foreign Trade 2015

Total Imports to Maryland

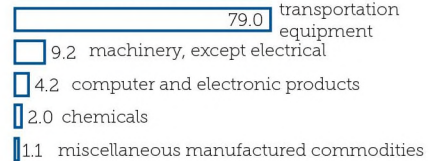


Total Exports from Maryland


Imports to Maryland (%)



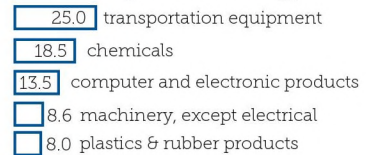
Top Imports from Germany by Industry (% of total Imports from Germany)



Export Destinations (%)



Top Exports to Germany by Industry (% of total Exports to Germany)



Sources: U.S. Department of Commerce (2016) - International Trade Administration, U.S. Census Bureau, Bureau of Economic Analysis

RGIT is the liaison office of the Federation of German Industries (BDI) and the Association of German Chambers of Industry and Commerce (DIHK). Research done in cooperation with the chair of Economic Geography, University Würzburg



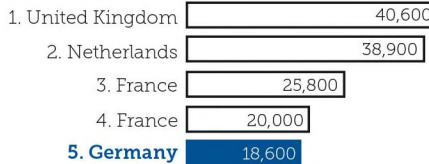
GERMAN BUSINESS IN MASSACHUSETTS



Population:
6,794,422

Employment by Foreign-Owned Affiliates 2014

Total: 216,000 jobs created by foreign-owned affiliates in Massachusetts.



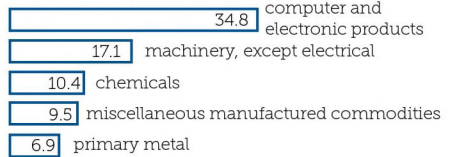
Foreign Trade 2015



Imports to Massachusetts (%)



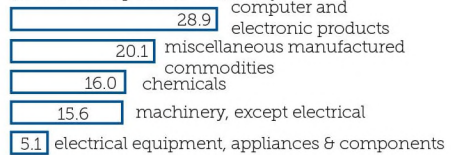
Top Imports from Germany by Industry (% of total Imports from Germany)



Export Destinations (%)



Top Exports to Germany by Industry (% of total Exports to Germany)



Sources: U.S. Department of Commerce (2016) - International Trade Administration, U.S. Census Bureau, Bureau of Economic Analysis

GERMAN BUSINESS IN MICHIGAN



Population:
9,922,576

Employment by Foreign-Owned Affiliates 2014

Total: 217,100 jobs created by foreign-owned affiliates in Michigan.



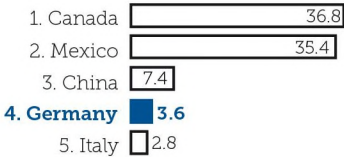
Foreign Trade 2015

Total Imports to Michigan

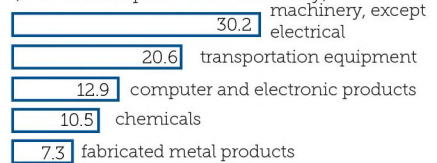


Total Exports from Michigan

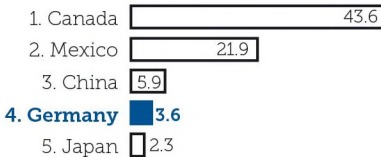
Imports to Michigan (%)



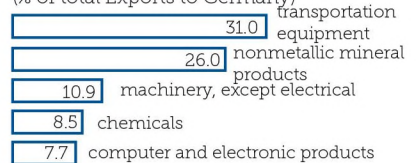
Top Imports from Germany by Industry (% of total Imports from Germany)



Export Destinations (%)



Top Exports to Germany by Industry (% of total Exports to Germany)



Sources: U.S. Department of Commerce (2016) - International Trade Administration, U.S. Census Bureau, Bureau of Economic Analysis

RGIT is the liaison office of the Federation of German Industries (BDI) and the Association of German Chambers of Industry and Commerce (DIHK). Research done in cooperation with the chair of Economic Geography, University Würzburg



GERMAN BUSINESS IN MINNESOTA



Population:
5,489,594

Employment by Foreign-Owned Affiliates 2014

Total: 106,100 jobs created by foreign-owned affiliates in Minnesota.



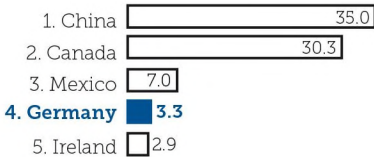
Foreign Trade 2015

Total Imports to Minnesota

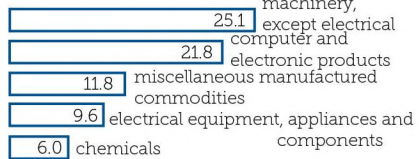


Total Exports from Minnesota


Imports to Minnesota (%)



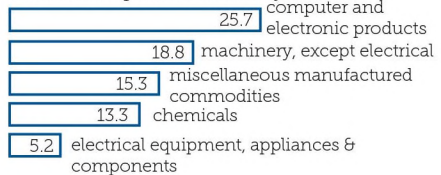
Top Imports from Germany by Industry
(% of total Imports from Germany)



Export Destinations (%)



Top Exports to Germany by Industry
(% of total Exports to Germany)



Sources: U.S. Department of Commerce (2016) - International Trade Administration, U.S. Census Bureau, Bureau of Economic Analysis

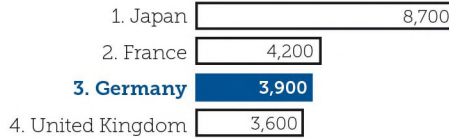
GERMAN BUSINESS IN MISSISSIPPI



Population:
2,992,333

Employment by Foreign-Owned Affiliates 2014

Total: 34,000 jobs created by foreign-owned affiliates in Mississippi.



Foreign Trade 2015

Total Imports to Mississippi

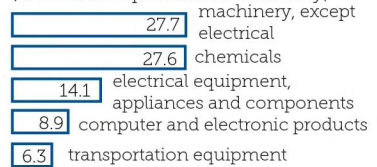


Total Exports from Mississippi


Imports to Mississippi (%)



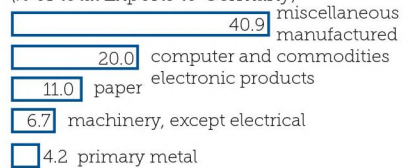
Top Imports from Germany by Industry
(% of total Imports from Germany)



Export Destinations (%)



Top Exports to Germany by Industry
(% of total Exports to Germany)



Sources: U.S. Department of Commerce (2016) - International Trade Administration, U.S. Census Bureau, Bureau of Economic Analysis

RGIT is the liaison office of the Federation of German Industries (BDI) and the Association of German Chambers of Industry and Commerce (DIHK). Research done in cooperation with the chair of Economic Geography, University Würzburg



GERMAN BUSINESS IN MISSOURI



Population:
6,083,672

Employment by Foreign-Owned Affiliates 2014

Total: 104,300 jobs created by foreign-owned affiliates in Missouri.



Foreign Trade 2015

Total Imports to Missouri

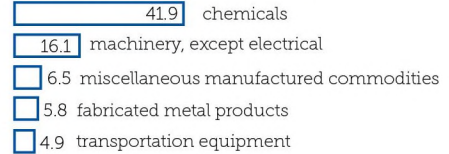


Total Exports from Missouri

Imports to Missouri (%)



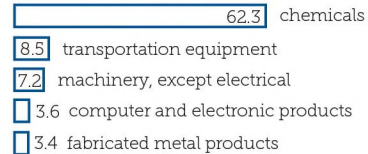
Top Imports from Germany by Industry
(% of total Imports from Germany)



Export Destinations (%)



Top Exports to Germany by Industry
(% of total Exports to Germany)



Sources: U.S. Department of Commerce (2016) - International Trade Administration, U.S. Census Bureau, Bureau of Economic Analysis


GERMAN BUSINESS IN MONTANA



Population:
1,032,949

Employment by Foreign-Owned Affiliates 2014

Total: 6,900 jobs created by foreign-owned affiliates in Montana.



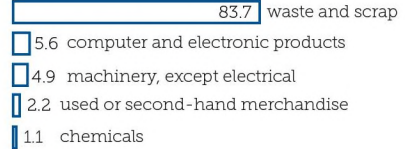
Foreign Trade 2015



Imports to Montana (%)



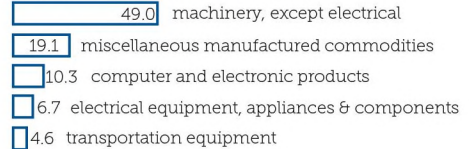
Top Imports from Germany by Industry (% of total Imports from Germany)



Export Destinations (%)



Top Exports to Germany by Industry (% of total Exports to Germany)



Sources: U.S. Department of Commerce (2016) - International Trade Administration, U.S. Census Bureau, Bureau of Economic Analysis

RGIT is the liaison office of the Federation of German Industries (BDI) and the Association of German Chambers of Industry and Commerce (DIHK). Research done in cooperation with the chair of Economic Geography, University Würzburg



GERMAN BUSINESS IN NEBRASKA



Population:
1,896,190

Employment by Foreign-Owned Affiliates 2014


Total: 32,500 jobs created by foreign-owned affiliates in Nebraska.



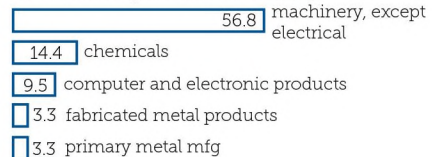
Foreign Trade 2015



Imports to Nebraska (%)



Top Imports from Germany by Industry (% of total Imports from Germany)



Export Destinations (%)



Top Exports to Germany by Industry (% of total Exports to Germany)



Sources: U.S. Department of Commerce (2016) - International Trade Administration, U.S. Census Bureau, Bureau of Economic Analysis

GERMAN BUSINESS IN NEVADA



Population:
2,890,845


Employment by Foreign-Owned Affiliates 2014

Total: 45,800 jobs created by foreign-owned affiliates in Nevada.



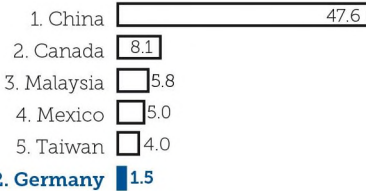
Foreign Trade 2015

Total Imports to Nevada

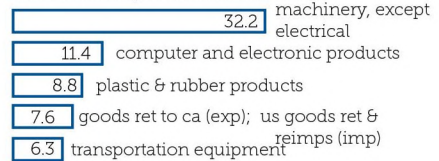


Total Exports from Nevada

Imports to Nevada (%)



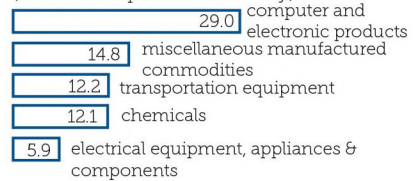
Top Imports from Germany by Industry (% of total Imports from Germany)



Export Destinations (%)



Top Exports to Germany by Industry (% of total Exports to Germany)



Sources: U.S. Department of Commerce (2016) - International Trade Administration, U.S. Census Bureau, Bureau of Economic Analysis

RGIT is the liaison office of the Federation of German Industries (BDI) and the Association of German Chambers of Industry and Commerce (DIHK). Research done in cooperation with the chair of Economic Geography, University Würzburg

RGIT REPRESENTATIVE of German Industry + Trade **BDI** **DIHK**

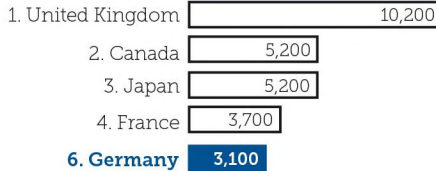
GERMAN BUSINESS IN NEW HAMPSHIRE



Population:
1,330,608

Employment by Foreign-Owned Affiliates 2014

Total: 42,500 jobs created by foreign-owned affiliates in New Hampshire.



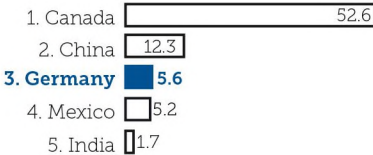
Foreign Trade 2015

Total Imports to New Hampshire

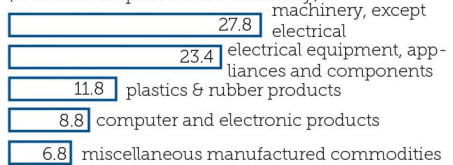


Total Exports from New Hampshire

Imports to New Hampshire (%)



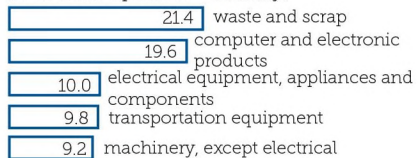
Top Imports from Germany by Industry
(% of total Imports from Germany)



Export Destinations (%)



Top Exports to Germany by Industry
(% of total Exports to Germany)



Sources: U.S. Department of Commerce (2016) - International Trade Administration, U.S. Census Bureau, Bureau of Economic Analysis

GERMAN BUSINESS IN NEW JERSEY



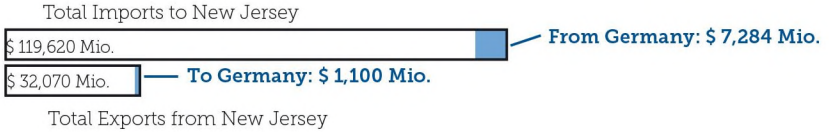
Population:
8,958,013

Employment by Foreign-Owned Affiliates 2014

Total: 244,800 jobs created by foreign-owned affiliates in New Jersey.



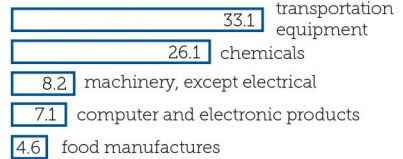
Foreign Trade 2015



Imports to New Jersey (%)



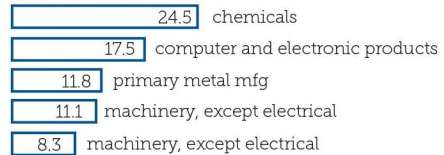
Top Imports from Germany by Industry (% of total Imports from Germany)



Export Destinations (%)



Top Exports to Germany by Industry (% of total Exports to Germany)



Sources: U.S. Department of Commerce (2016) - International Trade Administration, U.S. Census Bureau, Bureau of Economic Analysis

RGIT is the liaison office of the Federation of German Industries (BDI) and the Association of German Chambers of Industry and Commerce (DIHK). Research done in cooperation with the chair of Economic Geography, University Würzburg

RG REPRESENTATIVE
IT of German Industry + Trade



GERMAN BUSINESS IN NEW MEXICO



Population:
2,085,109

Employment by Foreign-Owned Affiliates 2014

Total: 22,400 jobs created by foreign-owned affiliates in New Mexico.



Foreign Trade 2015

Total Imports to New Mexico

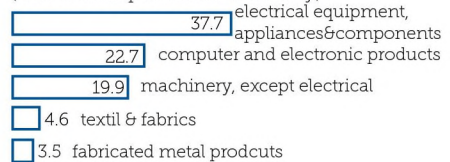


Total Exports from New Mexico

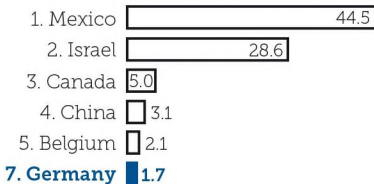
Imports to New Mexico (%)



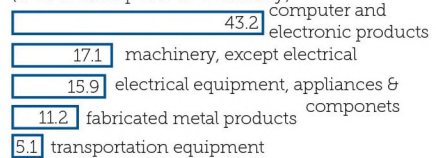
Top Imports from Germany by Industry (% of total Imports from Germany)



Export Destinations (%)



Top Exports to Germany by Industry (% of total Exports to Germany)



Sources: U.S. Department of Commerce (2016) - International Trade Administration, U.S. Census Bureau, Bureau of Economic Analysis

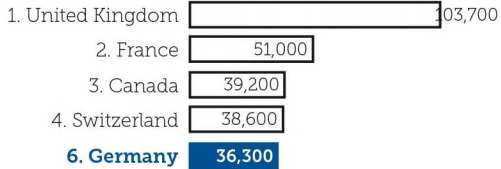
GERMAN BUSINESS IN NEW YORK



Population:
19,795,791

Employment by Foreign-Owned Affiliates 2014

Total: 428,000 jobs created by foreign-owned affiliates in New York.



Foreign Trade 2015

Total Imports to New York

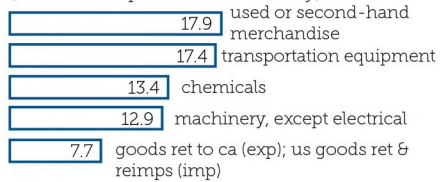


Total Exports from New York


Imports to New York (%)



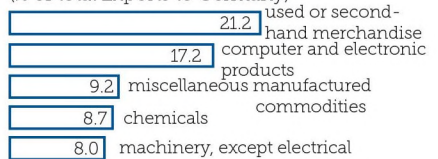
Top Imports from Germany by Industry
(% of total Imports from Germany)



Export Destinations (%)



Top Exports to Germany by Industry
(% of total Exports to Germany)



Sources: U.S. Department of Commerce (2016) - International Trade Administration, U.S. Census Bureau, Bureau of Economic Analysis

RGIT is the liaison office of the Federation of German Industries (BDI) and the Association of German Chambers of Industry and Commerce (DIHK). Research done in cooperation with the chair of Economic Geography, University Würzburg



GERMAN BUSINESS IN NORTH CAROLINA



Population:
9,848,060

Employment by Foreign-Owned Affiliates 2014

Total: 242,700 jobs created by foreign-owned affiliates in North Carolina.



Foreign Trade 2015

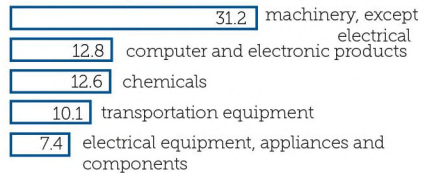


Total Exports from North Carolina

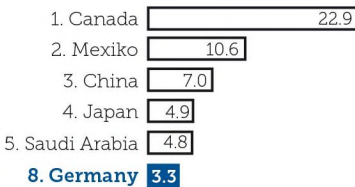
Imports to North Carolina (%)



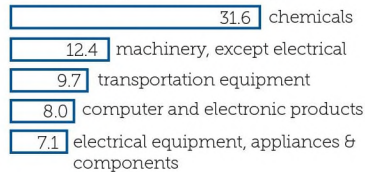
Top Imports from Germany by Industry (% of total Imports from Germany)



Export Destinations (%)



Top Exports to Germany by Industry (% of total Exports to Germany)



Sources: U.S. Department of Commerce (2016) - International Trade Administration, U.S. Census Bureau, Bureau of Economic Analysis


GERMAN BUSINESS IN NORTH DAKOTA



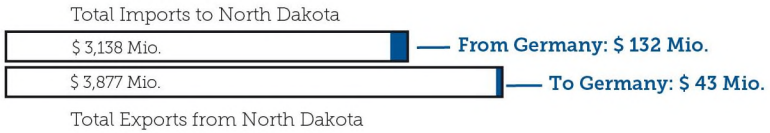
Population:
756,927

Employment by Foreign-Owned Affiliates 2014

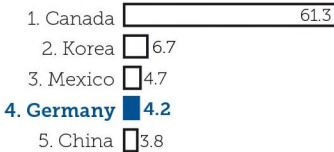
Total: 13,400 jobs created by foreign-owned affiliates in North Dakota.



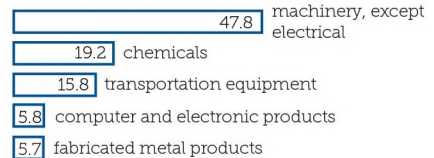
Foreign Trade 2015




Imports to North Dakota (%)



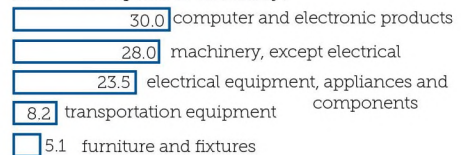
Top Imports from Germany by Industry (% of total Imports from Germany)



Export Destinations (%)



Top Exports to Germany by Industry (% of total Exports to Germany)



Sources: U.S. Department of Commerce (2016) - International Trade Administration, U.S. Census Bureau, Bureau of Economic Analysis

RGIT is the liaison office of the Federation of German Industries (BDI) and the Association of German Chambers of Industry and Commerce (DIHK). Research done in cooperation with the chair of Economic Geography, University Würzburg




GERMAN BUSINESS IN OHIO



Population:
11,613,423

Employment by Foreign-Owned Affiliates 2014

Total: 253,000 jobs created by foreign-owned affiliates in Ohio.



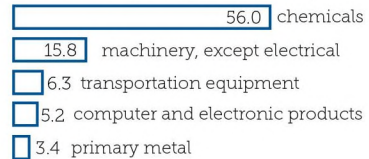
Foreign Trade 2015



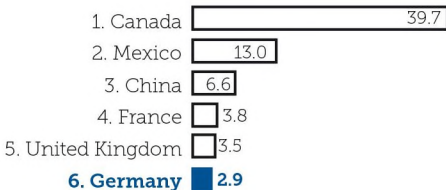
Imports to Ohio (%)



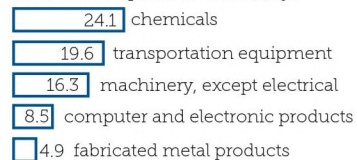
Top Imports from Germany by Industry (% of total Imports from Germany)



Export Destinations (%)



Top Exports to Germany by Industry (% of total Exports to Germany)



Sources: U.S. Department of Commerce (2016) - International Trade Administration, U.S. Census Bureau, Bureau of Economic Analysis

GERMAN BUSINESS IN OKLAHOMA



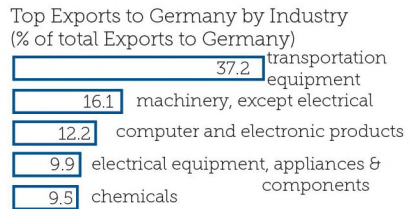
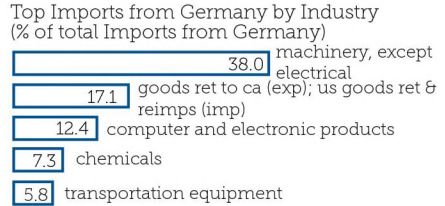
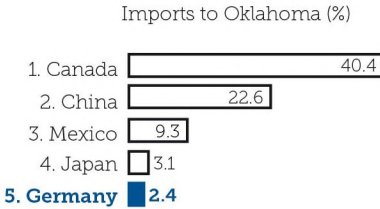
Population:
3,911,338

Employment by Foreign-Owned Affiliates 2014

Total: 49,700 jobs created by foreign-owned affiliates in Oklahoma.



Foreign Trade 2015



Sources: U.S. Department of Commerce (2016) - International Trade Administration, U.S. Census Bureau, Bureau of Economic Analysis

RGIT is the liaison office of the Federation of German Industries (BDI) and the Association of German Chambers of Industry and Commerce (DIHK). Research done in cooperation with the chair of Economic Geography, University Würzburg



GERMAN BUSINESS IN OREGON



Population:
4,028,977

Employment by Foreign-Owned Affiliates 2014

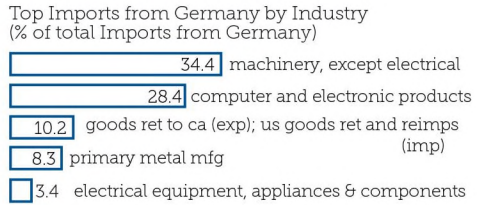
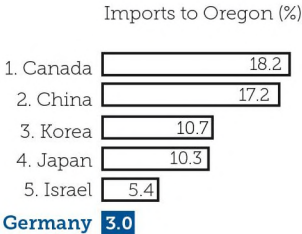
Total: 52,800 jobs created by foreign-owned affiliates in Oregon.



Foreign Trade 2015



Total Exports from Oregon



Sources: U.S. Department of Commerce (2016) - International Trade Administration, U.S. Census Bureau, Bureau of Economic Analysis

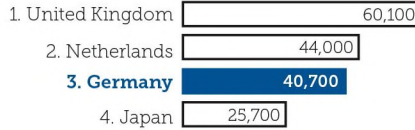
GERMAN BUSINESS IN PENNSYLVANIA



Population:
12,802,503

Employment by Foreign-Owned Affiliates 2014


Total: 299,700 jobs created by foreign-owned affiliates in Pennsylvania.



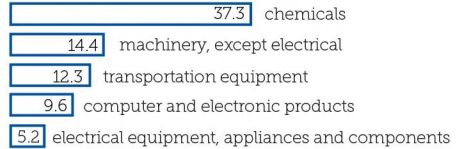
Foreign Trade 2015



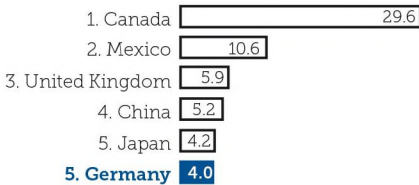
Imports to Pennsylvania (%)



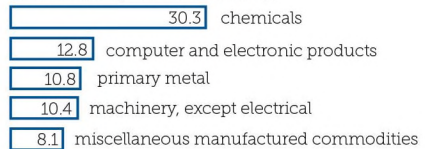
Top Imports from Germany by Industry (% of total Imports from Germany)



Export Destinations (%)



Top Exports to Germany by Industry (% of total Exports to Germany)



Sources: U.S. Department of Commerce (2016) - International Trade Administration, U.S. Census Bureau, Bureau of Economic Analysis

RGIT is the liaison office of the Federation of German Industries (BDI) and the Association of German Chambers of Industry and Commerce (DIHK). Research done in cooperation with the chair of Economic Geography, University Würzburg

RGIT REPRESENTATIVE of German Industry + Trade **BDI** **DIHK**

GERMAN BUSINESS IN PUERTO RICO



Population:
3,474,182


Employment by Foreign-Owned Affiliates 2014

Total: 21,200 jobs created by foreign-owned affiliates in Puerto Rico.



Foreign Trade 2015

Total Imports to Puerto Rico

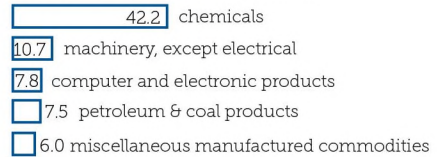


Total Exports from Puerto Rico

Imports to Puerto Rico (%)



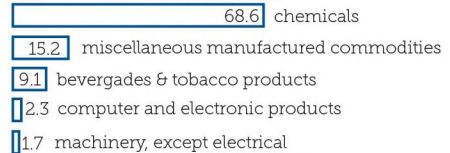
Top Imports from Germany by Industry
(% of total Imports from Germany)



Export Destinations (%)



Top Exports to Germany by Industry
(% of total Exports to Germany)



Sources: U.S. Department of Commerce (2016) - International Trade Administration, U.S. Census Bureau, Bureau of Economic Analysis


GERMAN BUSINESS IN RHODE ISLAND



Population:
1,056,298

Employment by Foreign-Owned Affiliates 2014

Total: 29,700 jobs created by foreign-owned affiliates in Rhode Island.



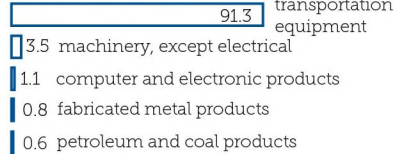
Foreign Trade 2015



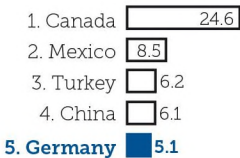
Imports to Rhode Island (%)



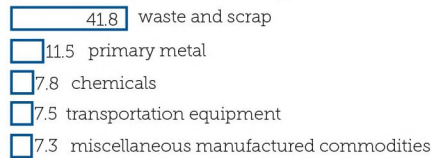
Top Imports from Germany by Industry (% of total Imports from Germany)



Export Destinations (%)



Top Exports to Germany by Industry (% of total Exports to Germany)



Sources: U.S. Department of Commerce (2016) - International Trade Administration, U.S. Census Bureau, Bureau of Economic Analysis

RGIT is the liaison office of the Federation of German Industries (BDI) and the Association of German Chambers of Industry and Commerce (DIHK). Research done in cooperation with the chair of Economic Geography, University Würzburg



GERMAN BUSINESS IN SOUTH CAROLINA



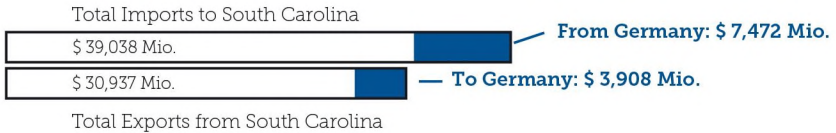
Population:
4,896,146

Employment by Foreign-Owned Affiliates 2014

Total: 131,900 jobs created by foreign-owned affiliates in South Carolina.



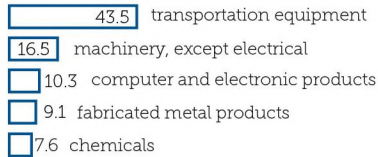
Foreign Trade 2015



Imports to South Carolina (%)



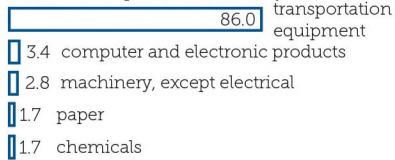
Top Imports from Germany by Industry (% of total Imports from Germany)



Export Destinations (%)



Top Exports to Germany by Industry (% of total Exports to Germany)



Sources: U.S. Department of Commerce (2016) - International Trade Administration, U.S. Census Bureau, Bureau of Economic Analysis


GERMAN BUSINESS IN SOUTH DAKOTA



Population:
858,469

Employment by Foreign-Owned Affiliates 2014

Total: 13,000 jobs created by foreign-owned affiliates in South Dakota.



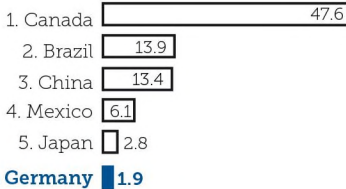
Foreign Trade 2015

Total Imports to South Dakota

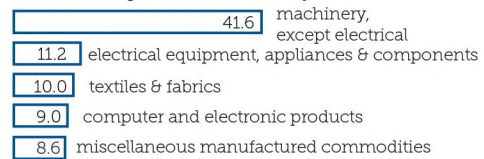


Total Exports from South Dakota


Imports to South Dakota (%)



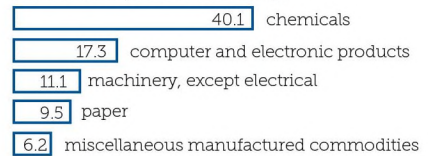
Top Imports from Germany by Industry (% of total Imports from Germany)



Export Destinations (%)



Top Exports to Germany by Industry (% of total Exports to Germany)



Sources: U.S. Department of Commerce (2016) - International Trade Administration, U.S. Census Bureau, Bureau of Economic Analysis

RGIT is the liaison office of the Federation of German Industries (BDI) and the Association of German Chambers of Industry and Commerce (DIHK). Research done in cooperation with the chair of Economic Geography, University Würzburg




GERMAN BUSINESS IN TENNESSEE




Population:
6,600,299

Employment by Foreign-Owned Affiliates 2014

Total: 139,400 jobs created by foreign-owned affiliates in Tennessee.




Foreign Trade 2015

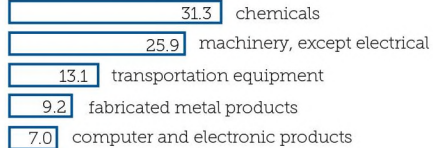


Total Exports from Tennessee

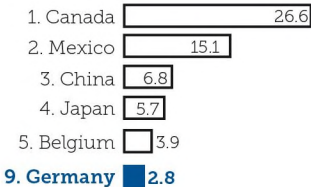
Imports to Tennessee (%)



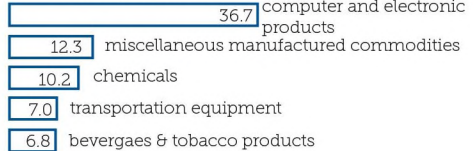
Top Imports from Germany by Industry (% of total Imports from Germany)



Export Destinations (%)



Top Exports to Germany by Industry (% of total Exports to Germany)



Sources: U.S. Department of Commerce (2016) - International Trade Administration, U.S. Census Bureau, Bureau of Economic Analysis

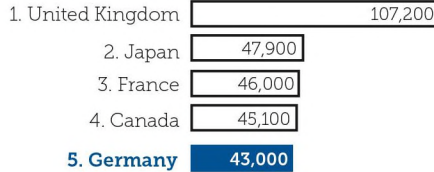
GERMAN BUSINESS IN TEXAS



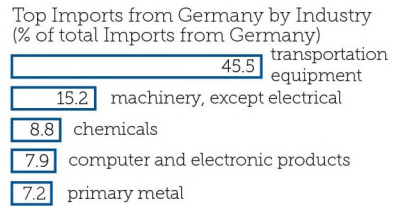
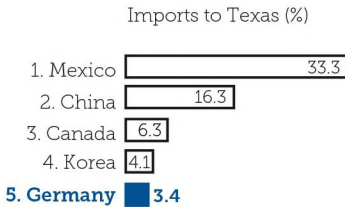
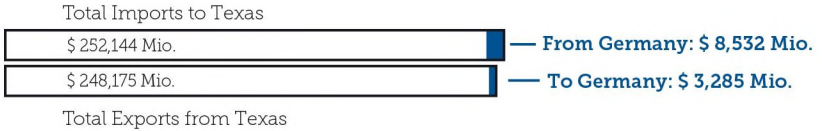
Population:
27,469,114

Employment by Foreign-Owned Affiliates 2014

Total: 544,800 jobs created by foreign-owned affiliates in Texas.



Foreign Trade 2015

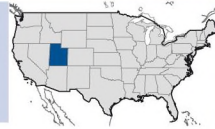


Sources: U.S. Department of Commerce (2016) - International Trade Administration, U.S. Census Bureau, Bureau of Economic Analysis

RGIT is the liaison office of the Federation of German Industries (BDI) and the Association of German Chambers of Industry and Commerce (DIHK). Research done in cooperation with the chair of Economic Geography, University Würzburg



GERMAN BUSINESS IN UTAH




Population:
2,995,919

Employment by Foreign-Owned Affiliates 2014

Total: 38,000 jobs created by foreign-owned affiliates in Utah.

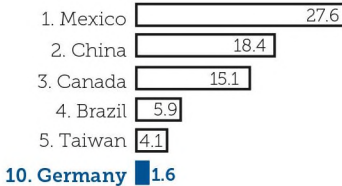


Foreign Trade 2015

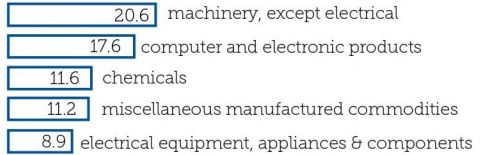


Total Exports from Utah

Imports to Utah (%)



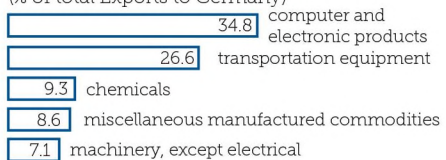
Top Imports from Germany by Industry
(% of total Imports from Germany)



Export Destinations (%)



Top Exports to Germany by Industry
(% of total Exports to Germany)



Sources: U.S. Department of Commerce (2016) - International Trade Administration, U.S. Census Bureau, Bureau of Economic Analysis

GERMAN BUSINESS IN VERMONT



Population:
626,042

Employment by Foreign-Owned Affiliates 2014

Total: 11,600 jobs created by foreign-owned affiliates in Vermont.



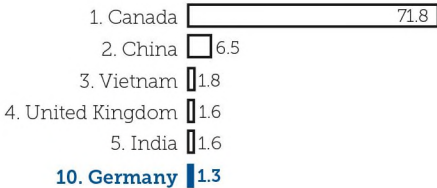
Foreign Trade 2015

Total Imports to Vermont

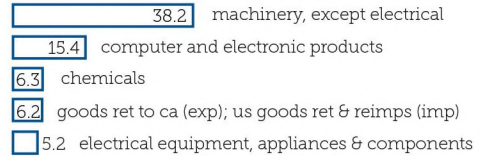


Total Exports from Vermont


Imports to Vermont (%)



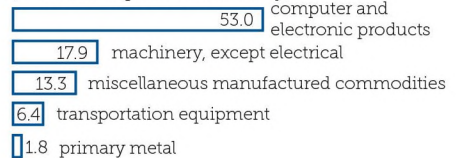
Top Imports from Germany by Industry (% of total Imports from Germany)



Export Destinations (%)



Top Exports to Germany by Industry (% of total Exports to Germany)



Sources: U.S. Department of Commerce (2016) - International Trade Administration, U.S. Census Bureau, Bureau of Economic Analysis

RGIT is the liaison office of the Federation of German Industries (BDI) and the Association of German Chambers of Industry and Commerce (DIHK). Research done in cooperation with the chair of Economic Geography, University Würzburg

RG REPRESENTATIVE **BDI**
IT of German Industry + Trade **DIHK**

GERMAN BUSINESS IN VIRGINIA



Population:
8,382,993

Employment by Foreign-Owned Affiliates 2014

Total: 175,800 jobs created by foreign-owned affiliates in Virginia.



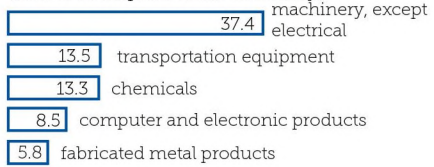
Foreign Trade 2015



Imports to Virginia (%)



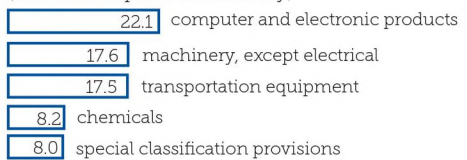
Top Imports from Germany by Industry (% of total Imports from Germany)



Export Destinations (%)



Top Exports to Germany by Industry (% of total Exports to Germany)



Sources: U.S. Department of Commerce (2016) - International Trade Administration, U.S. Census Bureau, Bureau of Economic Analysis

GERMAN BUSINESS IN WASHINGTON



Population:
7,170,351

Employment by Foreign-Owned Affiliates 2014

Total: 105,600 jobs created by foreign-owned affiliates in Washington.



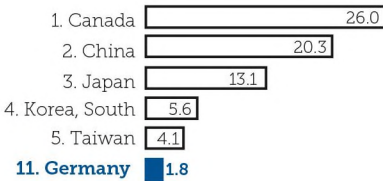
Foreign Trade 2015

Total Imports to Washington

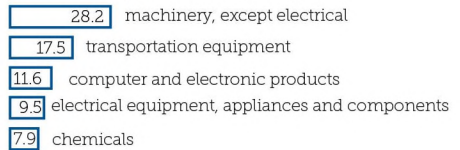


Total Exports from Washington

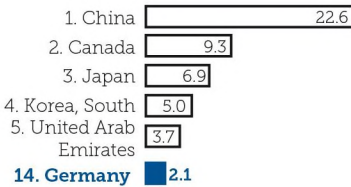
Imports to Washington (%)



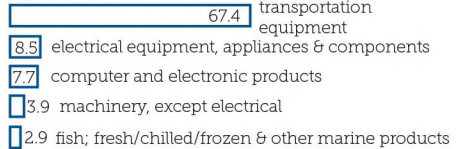
Top Imports from Germany by Industry
(% of total Imports from Germany)



Export Destinations (%)



Top Exports to Germany by Industry
(% of total Exports to Germany)



Sources: U.S. Department of Commerce (2016) - International Trade Administration, U.S. Census Bureau, Bureau of Economic Analysis

RGIT is the liaison office of the Federation of German Industries (BDI) and the Association of German Chambers of Industry and Commerce (DIHK). Research done in cooperation with the chair of Economic Geography, University Würzburg



GERMAN BUSINESS IN WEST VIRGINIA



Population:
1,844,128

Employment by Foreign-Owned Affiliates 2014

Total: 29,000 jobs created by foreign-owned affiliates in West Virginia.



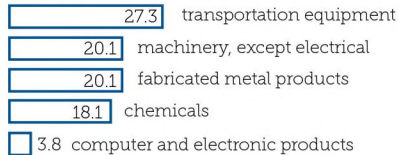
Foreign Trade 2015



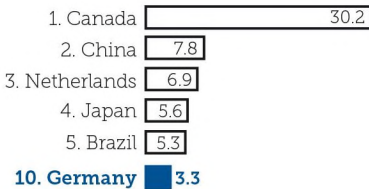
Imports to West Virginia (%)



Top Imports from Germany by Industry (% of total Imports from Germany)



Export Destinations (%)



Top Exports to Germany by Industry (% of total Exports to Germany)



Sources: U.S. Department of Commerce (2016) - International Trade Administration, U.S. Census Bureau, Bureau of Economic Analysis

GERMAN BUSINESS IN WISCONSIN



Population:
5,771,337


Employment by Foreign-Owned Affiliates 2014

Total: 90,000 jobs created by foreign-owned affiliates in Wisconsin.




Foreign Trade 2015

Total Imports to Wisconsin

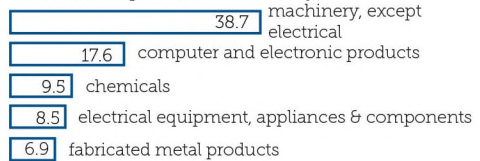


Total Exports from Wisconsin

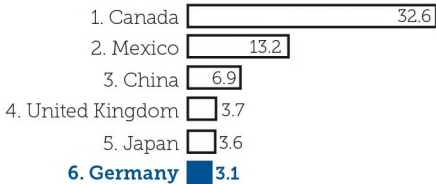
Imports to Wisconsin (%)



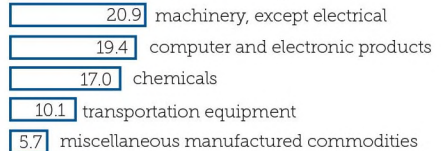
Top Imports from Germany by Industry (% of total Imports from Germany)



Export Destinations (%)



Top Exports to Germany by Industry (% of total Exports to Germany)



Sources: U.S. Department of Commerce (2016) - International Trade Administration, U.S. Census Bureau, Bureau of Economic Analysis

RGIT is the liaison office of the Federation of German Industries (BDI) and the Association of German Chambers of Industry and Commerce (DIHK). Research done in cooperation with the chair of Economic Geography, University Würzburg



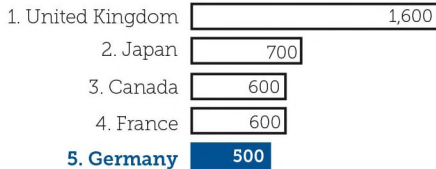
GERMAN BUSINESS IN WYOMING




Population:
586,107

Employment by Foreign-Owned Affiliates 2014

Total: 8,400 jobs created by foreign-owned affiliates in Wyoming.




Foreign Trade 2015

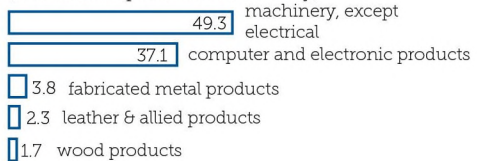


Total Exports from Wyoming

Imports to Wyoming (%)



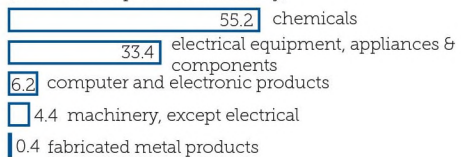
Top Imports from Germany by Industry (% of total Imports from Germany)



Export Destinations (%)



Top Exports to Germany by Industry (% of total Exports to Germany)



Sources: U.S. Department of Commerce (2016) - International Trade Administration, U.S. Census Bureau, Bureau of Economic Analysis

ABOUT US

RGIT – Deepening the transatlantic marketplace



The **Representative of German Industry and Trade (RGIT)** encourages the deepening of the U.S.-German economic and trade relationship. RGIT represents the

interests of German industry in the U.S. on behalf of its principals, the Federation of German Industries (BDI) and the Association of German Chambers of Industry and Commerce (DIHK).

The transatlantic economic relationship is very close. The United States and Germany are important partners in shaping globalization. Deep transatlantic economic integration is based on a trusting business environment, a reliable framework, and open markets. This is what RGIT supports – on both sides of the Atlantic.

Cooperation – Partnership – Integration – Reliability – Openness

GACCs – A strong network



The **German American Chambers of Commerce (GACC)** with their three main offices in Atlanta, Chicago, and New York, as well as branches in Detroit, Houston, Philadelphia, and San Francisco, all work together under the network of GACCs. With approximately

2,500 members and an extensive national and international business network, the GACCs offer a broad spectrum of activities and services. Other German American organizations and chapters are affiliated with the GACCs.

Additionally, our partner office in Washington, DC, the Representative of German Industry and Trade (RGIT), represents the interests of the German business community vis-à-vis both the U.S. administration and other international organizations based in Washington, DC. The German Chambers of Commerce Abroad (AHK) are closely connected to the Chambers of Industry and Commerce (IHKs) in Germany. The umbrella organization of the IHKs is the German Association of Chambers of Industry and Commerce (DIHK), which speaks for 3.6 million business enterprises in Germany and also coordinates and supports the AHKs.

The German Chambers of Commerce Abroad (AHK) provide experience, connections, and services worldwide through 130 locations in 90 countries. The service portfolio of the AHKs is unified worldwide under the brand name DEinternational. The AHKs cooperate closely with the foreign trade and inward investment agency of the Federal Republic of Germany – Germany Trade & Invest (GTAI).



Supported by:



on the basis of a decision by the German Bundestag

RGIT is the liaison office of the Federation of German Industries (BDI) and the Association of German Chambers of Industry and Commerce (DIHK). Research done in cooperation with the chair of Economic Geography, University Würzburg





German American
Chambers of Commerce
Deutsch-Amerikanische
Handelskammern



REPRESENTATIVE
of German Industry + Trade

