


## U.S. investment is \$108 billion in Germany

With its 81 million residents and its role as a leading economy in Europe, Germany is also an attractive location for U.S. companies to invest. By the end of 2015, U.S. investment in Germany reached a total of \$108 billion (without indirect involvement of third countries). Therefore, the U.S. was the largest non-European investor in Germany. The most significant U.S. investments are found in manufacturing, as well as in holding companies, insurance, and finance. U.S. companies are of considerable importance for the German labor market. They have created over 677,000 jobs in Germany. At the same time, they invest billions each year in research and development.

### U.S. direct investments abroad, 2015 \*

Rank	Country	Investments, year-end (USD billions)
	<b>Total</b>	<b>\$5,041</b>
1	Netherlands	\$858
2	United Kingdom	\$593
3	Luxembourg	\$503
4	Canada	\$353
11	<b>Germany</b>	<b>\$108</b>

\* historical cost basis (book value)  
Source: U.S. Department of Commerce



## RGIT - Deepening the transatlantic marketplace

The Representative of German Industry and Trade encourages the deepening of the U.S.-German economic and trade relationship. RGIT represents the interests of German industry in the U.S. on behalf of its principals, the Federation of German Industries (BDI) and the Association of German Chambers of Industry and Commerce (DIHK). The transatlantic economic relationship is very close. The United States and Germany are important partners in shaping globalization. Deep transatlantic economic integration is based on a trusting business environment, a reliable framework, and open markets. This is what RGIT supports - on both sides of the Atlantic.

Cooperation  
Partnership  
Integration  
Reliability  
Openness


 **REPRESENTATIVE**   
of German Industry + Trade

Contact  
1130 Connecticut Avenue NW, Suite 1200  
Washington, D.C. 20036  
+1 202-659-4777 • info@rgit-usa.com • www.rgit-usa.com

Data analysis provided by  
 **GERMANY**  
TRADE & INVEST

+1 202-629-5710 • washington@gtai.de • www.gtai.de  
Germany Trade & Invest (GTAI) is the foreign trade and inward investment agency of the Federal Republic of Germany. The organization advises foreign companies looking to expand their business activities in the German market. It provides information on foreign trade to German companies that seek to enter into foreign markets.

## German-American Trade, Investment, and Jobs



- 672,000 Jobs Supported by German Companies
- German Investment in the U.S. is \$255 Billion
- Germany is the 6th Largest U.S. Export Market

 **REPRESENTATIVE**   
of German Industry + Trade

## INVESTMENT

### Germany is a significant investor in the U.S.

Traditionally, German companies have a strong presence in the U.S. Their affiliates represent efficient technologies, a high degree of value added, and attractive jobs. According to the German Bundesbank, about 4,700 companies in the U.S. benefit from German investment. Most of these are affiliates of small- and medium-sized enterprises.

#### Foreign direct investment in the U.S., 2015 \*

Rank	Country	Investment (USD Billions)
1	United Kingdom	\$484
2	Japan	\$411
3	Luxembourg	\$328
4	Netherlands	\$283
5	Canada	\$269
6	Switzerland	\$258
7	<b>Germany</b>	<b>\$255</b>
8	France	\$234

\* Position on a historical-cost basis  
Source: U.S. Department of Commerce

More than 8 percent of foreign direct investments in the U.S. come from Germany. If calculated by the "Ultimate Beneficial Owner" (UBO), then German investments amount to **\$319 billion** and Germany ranks fourth. UBO statistics consider the entity that ultimately owns or controls the U.S. affiliate, independently from the location of that entity. Manufacturing is by far the largest sector targeted by German investment. Other areas of German activity include trade, insurance, and finance.

Investments by German companies lead to jobs in all regions of the United States.

#### Top 5 states with jobs created by German-owned affiliates, 2014

State	Employment (in 1,000)
California	69.6
Texas	43.0
Pennsylvania	40.7
Illinois	38.4
New York	36.3

Source: U.S. Department of Commerce

## JOBS

### German companies are the 3rd largest foreign employer in the U.S.

German affiliates employ around 670,000 workers in the U.S. Therefore, German companies are the third-largest foreign employer. Overall, German companies accounted for about 10.5% of the total 6.4 million U.S. jobs created by foreign affiliates.

#### U.S. jobs in companies under foreign control, 2014

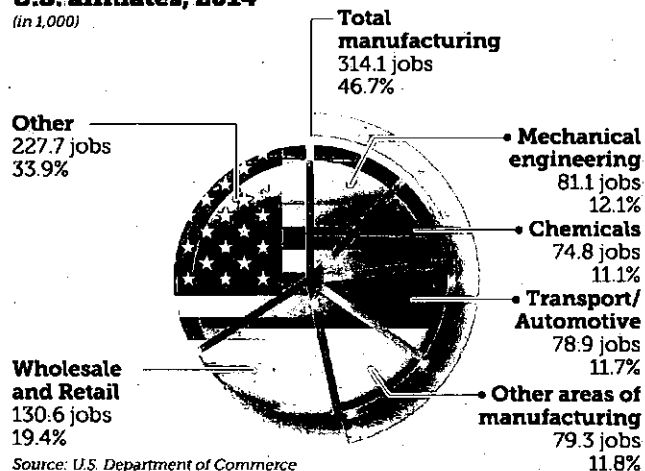
Rank	Country of the Headquarters	Employment (in 1,000)
1	United Kingdom	1,099
2	Japan	839
3	<b>Germany</b>	<b>672</b>
4	Canada	621
5	France	574

Source: U.S. Department of Commerce

Nearly half of the jobs created by German affiliates in the U.S. are in manufacturing. Among the foreign investors, Germany was the second-largest job creator in this sector. German companies thus play a key role in U.S. efforts to strengthen the industrial base.

#### Employees in German majority-owned U.S. affiliates, 2014

(in 1,000)



Source: U.S. Department of Commerce

## TRADE

### The U.S. is Germany's most important export market

Germany → U.S.

The U.S. was the most important export destination for Germany in 2015. With total exports valued at \$124.8 billion, U.S. goods purchased from Germany increased by 0.5% compared to the previous year. The majority of U.S. imports from Germany were in transportation equipment, chemicals, and machinery.

#### U.S. imports of goods by country, 2015

(USD Billions)

Rank	Country	Imports	Share (in %)	Change 2015/14 (in %)
	Worldwide	2,248.2	100.0	-4.6
1	China	483.2	21.5	3.2
2	Mexico	296.4	13.2	0.2
3	Canada	296.2	13.2	-15.2
4	Japan	131.4	5.8	-2.3
5	<b>Germany</b>	<b>124.8</b>	<b>5.6</b>	<b>0.5</b>

Source: U.S. Department of Commerce

### Germany is the 6th largest U.S. export market

U.S. → Germany

With exports totaling around \$50 billion, Germany was the sixth largest export market for the U.S. in 2015. Transportation equipment, chemicals, electronic products, and machinery accounted for the most exports.

#### U.S. exports of goods by country, 2015

(USD Billions)

Rank	Country	Exports	Share (%)	Change 2015/14 (%)
	Worldwide	1,502.5	100.0	-7.3
1	Canada	280.6	18.7	-10.3
2	Mexico	235.7	15.7	-1.9
3	China	116.1	7.7	-6.1
4	Japan	62.4	4.2	-6.6
5	United Kingdom	56.1	3.7	4.2
6	<b>Germany</b>	<b>50.0</b>	<b>3.3</b>	<b>1.2</b>

Source: U.S. Department of Commerce



# 'Beggar-thy-neighbor' steel pc ensures everyone loses

BY STORMY-ANNIKA MILDNER AND DANIEL ANDRICH — 12/02/17 02:00 PM EST  
THE VIEWS EXPRESSED BY CONTRIBUTORS ARE THEIR OWN AND NOT THE VIEW OF THE HILL

5 SHARES

Just In...

**Kevin Bacon's band to play White House Correspondents' Jam this year**

IN THE KNOW — 5M 58S AGO

**Trump's call for death penalty is the wrong response to drug war**

OPINION — 10M 14S AGO

**Md. gov: Don't arm teachers, improve school safety**

STATE WATCH — 10M 43S AGO

**Nobel Prize-winning economist: Trump tariffs 'like a first shot in a war'**

INTERNATIONAL — 11M 2S AGO

**WATCH: GOP Rep says 'get rid' of gun-free school zones.**

— 19M 7S AGO

**Dumbarton Oaks 2.0: The case for the internet to have its own United Nations**

OPINION — 25M 15S AGO

**Donations of deer semen make up majority of contributions in Texas candidate's race: report**

STATE WATCH — 28M 32S AGO

**Supreme Court decision to have a profound impact on the future of unions**



© Getty Images

Global steel markets do not function properly; there is no doubt about it. National go-it-alone policies, however, are not the cure to this problem. Rather, they threaten to distort markets even further.

The Global Forum on Steel Excess Capacity was formed by the G20 leaders at the Hangzhou Summit in September 2016. Bringing together 33 economies, it is the first global platform on steel issues that includes all the world's major producers.

On Thursday, the members of the Global Forum were able to agree on a report on steel, setting out concrete recommendations how to reduce national steelmaking capacities through a market-based approach and increased transparency regarding existing subsidies for the steel industry.

Thrice per year, the Global Forum will examine participants' subsidies for steel companies, including those allowed under WTO rules, as well as developments in the restructuring efforts of member countries. The results of the forum give the world a real opportunity to sustainably reduce overcapacity in the steel sector and eliminate market distortions.

### Steel: A market unlike many others

Global steel markets are exceptional, as steel is an important input into many other industries and plays a central part in the industrial

OPINION — 40M 13S AGO

VIEW ALL

View Latest Opinions >>

development of an economy. Steel is mostly used in construction and the production of cars, transportation equipment and machinery.

These sectors account for two-thirds to three-quarters of global steel demand. Demand for steel is volatile, with an above-average dependence on economic cycles. In boom times, when construction and demand for investment goods is high, demand for steel soars.

However, building out additional steelmaking capacity requires years of planning and construction. In a market with volatile demand and not-so-volatile supply-capacities, it is not uncommon that a market can — temporarily — be characterized by overcapacities.

Under normal circumstances, markets tend to naturally rebalance. However, global steel markets today are anything but normal. Few other markets are characterized by more state interventions. Overcapacities, particularly in China, have created considerable stress in many countries, including the European Union and the United States.

According to the German Steel Federation, between 2000 and 2014, the steelmaking capacity of the U.S. fell by 1.9 million metric tons (MT), while China added 990 MT. In comparison, the rest of the world added 313 MT. Moreover, the German Steel Federation estimates that two-thirds of global steel overcapacity, around 430 MT, is in China.

The U.S. steel industry has lost thousands of jobs over the past couple decades. During his presidential campaign, then-candidate Donald Trump addressed this issue, promising a renaissance of American manufacturing and repatriating manufacturing jobs back to the United States.

On this economic platform, Trump won many votes in the communities where this message resonated.

#### **Trade defense instruments — a way out?**

A way to counter dumped or subsidized steel are trade defense instruments, including antidumping tariffs. Dumping occurs if a company sells at a lower price in an export market than in its domestic market or below production costs.

If such dumping leads to significant damages in the importing country, its authorities may impose anti-dumping duties.

Since 2015, steel imports have been subject to increased trade defense investigations worldwide. From 2015-2016, the G20 countries initiated 404 new antidumping investigations, 157 of which, or 39 percent, concerned steel products, according to the World Trade Organization (WTO).

President Trump has announced that he will make significantly more use of anti-dumping measures in the future and raised the prospect of new tariffs on steel imports.

In addition to an investigation into potential threats to national security caused by steel imports under section 232 of the Trade Expansion Act of 1962, Trump issued an executive order on March 31 for enhanced enforcement of anti-dumping and countervailing duties.

Trade defense instruments are a justified method to address unfair trade, but they can also be protectionism-on-the-sly themselves. When

differences between WTO members arise, they can use the WTO's dispute settlement procedure to resolve the conflict.

A well-functioning dispute settlement procedure is key to ensure fair trade globally. The WTO fulfills another function: monitoring its members trade policies. WTO members are required to notify trade defense instruments, but many countries do not notify punctually. This must change.

**What to do?**

Global problems require global solutions. Trade defense instruments should not be misused for protectionist purposes. As history has shown, protectionism has seldom led to more market access.

Through their initial recommendations, the G20 Global Forum on Steel Excess Capacity has taken the first few steps to put the global steel markets on a path toward a more free-market footing. While we welcome this result, we now expect the G20 countries to reduce market-distorting subsidies transparently and reliably.

Doing so on a multilateral basis prevents further distortionary national unilateral actions in trade policy.

The problems of the global steel market cannot be tackled individually; only coordinated actions by the U.S., EU and other like-minded countries can effectively address overcapacity.

The steel markets are a textbook example of how a race of national subsidies, resulting overcapacities and protectionist measures can drive the international community into a beggar-thy-neighbor situation in which everybody loses.

*Stormy-Annika Mildner is the sherpa of the Business 20 (B20), the official engagement partner of the German G20 Presidency and the head of the External Economic Policy Department at the Federation of German Industries (BDI).*

*Daniel Andrich is the president and CEO of the Representative of German Industry and Trade (RGIT) in Washington, DC. RGIT serves as the liaison office of the Federation of German Industries (BDI) and Association of German Chambers of Commerce and Industry (DIHK).*

**TAGS DONALD TRUMP**



THE HILL 1625 K STREET, NW SUITE 900 WASHINGTON DC 20006 | 202-628-8500 TEL | 202-628-8503 FAX  
THE CONTENTS OF THIS SITE ARE ©2018 CAPITOL HILL PUBLISHING CORP., A SUBSIDIARY OF NEWS COMMUNICATIONS, INC.


# TRADFE

QUARTERLY 4th Quarter 2017 Vol. 28 No. 4 \$7.50



Marli Hoppe-Ritter and her brother Alfred T. Ritter are the third generation and present owners of Ritter Sport

**Ritter Sport:  
Tradition and Innovation**  
East Coast Industry Forum 2017  
Automakers target Midwest  
with substantial investments




WASHINGTON  
★ UPDATE ★  
NEWS FROM INSIDE THE BELTWAY

# From Germany via Washington to Latin America

IDB Invest offers financing for investments in Latin America & the Caribbean

Interview by Dr. Christoph Schemionek



IDB Invest has financed the expansion of the Panama Canal, the largest infrastructure project in Latin America and the Caribbean

**H**eadquartered in Washington, D.C., the Inter-American Development Bank (IDB) is the largest source of

financing for economic and social development in Latin America and the Caribbean. With their considerable expertise, German companies are well-positioned to bid successfully on the bank's public tenders. IDB-financed projects include areas such as water and sanitation, infrastructure, education, renewable energy, and energy efficiency.

Since 2016, the IDB Group has streamlined its private sector activities into IDB Invest, formerly known as the Inter-American Investment Corporation. IDB Invest offers a variety of financing products to private enterprises interested in investing in Latin American and the Caribbean countries.

James R. Scriven is the Chief Executive Officer of the newly-created IDB Invest. He oversees a team of over 400 staff and a portfolio of more than \$11.6 billion in assets under management.

Christoph Schemionek, Director for Regional Economic Policy and World Bank Liaison at the Representative of German Industry & Trade (RGIIT), sat down with James R. Scriven to discuss investment opportunities for German companies in Latin America and the Caribbean.

**In your opinion, what is the most promising growth sector in the region these days?**  
Infrastructure is a promising sector, especially sustainable infrastructure. There have been a lot of recent natural disasters in the Caribbean, Central

America, Mexico, and Peru, which provide us lessons not only on recovery and reconstruction but also on initial project preparation, design, and implementation. At IDB Invest, we strive to build assets that are based on future performance estimates rather than past ones. We integrate climate change considerations into our investments and deploy a team of environmental, social and governance experts in every project. Infrastructure investing represents a strategic shift for development banks. Historically we did more in financial markets and counted on bank use of proceeds to reach end-beneficiaries in productive sectors. Now we are developing more technical expertise to invest in the region's growing infrastructure assets, and this aims to become 50 percent of our lending portfolio.

James P. Scriven



Chief Executive Officer, IDB Invest

>> @JamesScriven  
>> linkedin.com/in/james-p-scriven  
A dual Argentine/British citizen, Mr. Scriven was previously Vice President of Corporate Risk and Sustainability at the International Finance Corporation (IFC) in addition to other leadership positions. Before joining the IFC, Mr. Scriven was Chief Financial Officer of Banco Hipotecario in Argentina. Mr. Scriven holds a Master's degree in Finance from Universidad del Centro de Estudios Macroeconomicos of Argentina, and a degree in Business Administration from the Pontifical Catholic University of Argentina.

**About IDB Invest**

IDB Invest, a member of the Inter-American Development Bank Group (IDB Group), is a multilateral development bank committed to supporting the private sector in Latin America and the Caribbean. It finances sustainable enterprises and projects to achieve financial results that maximize social and environmental development for the region. With a current portfolio of \$11.6 billion under management and 350 clients in 21 countries, IDB Invest works across sectors to provide innovative financial solutions and advisory services that meet the evolving demands of its clients.

>> jladborg

**Are there clusters that are specifically interesting for certain industries?**

Our infrastructure portfolio goes beyond energy and transport. We are seeking portfolio expansion in social infrastructure such as water, sanitation, health and education. We are also optimistic about agribusiness, telecommunications, sustainable tourism and manufacturing.

**German companies, especially the "Mittelstand", often times take a long-term view of their investments. How do you see your activities in Latin America and the Caribbean**

**10 years from now?**

In the past decades, cash was king in Latin America and the Caribbean. However, with sufficient liquidity in most markets, banks, particularly development banks, must offer much more than debt to impact the private sector. Market knowledge, advisory services and product flexibility will allow our clients to grow and compete in the global marketplace. This long-term view of development finance products and services will lead to more climate-resilient and socially-inclusive business models with high rates of technological adaptation. Flexible financial and non-financial products like this coupled with new technologies, such as wind energy, will define the future of Latin America and the Caribbean.

**What should German companies be aware of when considering an investment in Latin America and the Caribbean?**

The region is ripe for investment, and IDB Invest is open for business to support German businesses and investors in navigating the region's private sector. In March we announced a co-financing framework agreement with DEG, Proparco and FMO to make mobilization more

**About the Author**



Dr. Christoph Schemionek is the Director for Regional Economic Policy and World Bank Liaison at the Representative of German Industry and Trade (RgIT). He provides support to companies on their bids for projects financed by the international finance institutions in Washington, DC. >> cschemionek@rgit-usa.com >> www.rgit-usa.com

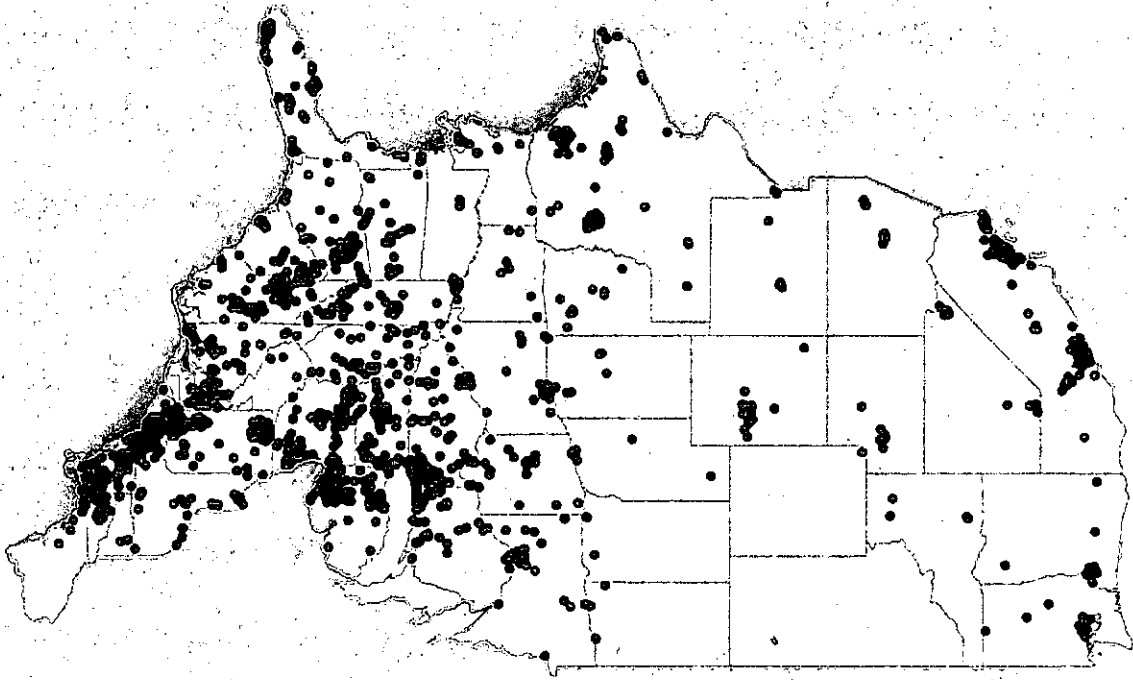
efficient and lower client transaction costs. Our Memorandum of Understanding with the European Investment Bank highlights how we can cooperate with Europeans in sourcing and sharing deal origination.

**How can IDB Invest support German companies?**

We have best-in-class risk safeguards to protect investments in Latin America and the Caribbean, as well as advisory services and market knowledge to strengthen investment sustainability. We lend at market interest rates which means we crowd-in competition, including German investors, through our various mobilization products. Furthermore, we promote our work with the private sector in cooperation with organizations such as the Representative of German Industry and Trade. ■



REPRESENTATIVE  
of German Industry + Trade



A State-by-State Analysis  
of Imports, Exports, and Jobs

# German Business Matters

Received by NSD/FARA Registration Unit 03/02/2018 4:01:44 PM

Keep source specific information of former subordinates.

Received by NSD/FARA Registration Unit 03/02/2018 4:01:44 PM



REPRESENTATIVE of German Industry + Trade



German American Chambers of Commerce Deutsch-Amerikanische Handelskammer



*President and CEO, Representative of German Industry and Trade*

**Daniel Andrich,**

*Chairman of the Board of Directors of the German American Chambers of Commerce of the USA*

**Caroll H. Neubauer,**

forward to further deepening these ties.

Our flagship publication, "German Business Matters," provides a detailed overview of the number of jobs created by German-owned affiliates, as well as the volume of German trade by each individual state in the United States of America. Such an overview is important information for investors and politicians alike – on the local, state, and federal level. Successful trade relations promote inward investment for both the U.S. and Germany, which in turn creates well-paying jobs. The total bilateral trade relationship between the U.S. and Germany amounted to \$174 billion in 2015, the latest data we were able to process for this report. The U.S. is the #1 export market for Germany. For the U.S., Germany is its 6th-largest export market. Total German investment in the U.S. was \$255 billion as of 2015. Around 4,700 U.S.-companies benefit from German investment. German affiliates employ around 672,000 people. These German companies are the 3rd-largest foreign employer in the U.S., with almost half of these jobs created in the manufacturing sector. As these numbers reveal, the United States and Germany are important partners that benefit from open and flourishing markets within a trusted business environment and reliable regulatory frameworks. While this transatlantic economic relationship is already very strong, we look

FORREWORD

# CONTENTS

German Business Matters	3
United States of America	12
Alabama	13
Alaska	14
Arizona	15
Arkansas	16
California	17
Colorado	18
Connecticut	19
Delaware	20
District of Columbia	21
Florida	22
Georgia	23
Hawaii	24
Idaho	25
Illinois	26
Indiana	27
Iowa	28
Kansas	29
Kentucky	30
Louisiana	31
Maine	32
Maryland	33
Massachusetts	34
Michigan	35
Minnesota	36
Mississippi	37
Missouri	38
Montana	39
Nebraska	40
Nevada	41
New Hampshire	42
New Jersey	43
New Mexico	44
New York	45
North Carolina	46
North Dakota	47
Ohio	48
Oklahoma	49
Oregon	50
Pennsylvania	51
Puerto Rico	52
Rhode Island	53
South Carolina	54
South Dakota	55
Tennessee	56
Texas	57
Utah	58
Vermont	59
Virginia	60
Washington	61
West Virginia	62
Wisconsin	63
Wyoming	64
About Us	65

German-owned affiliates play an important role in the U.S. economy, with German businesses contributing to its economic health and prosperity. Most importantly, these affiliates create jobs in all regions: from California to Virginia and from Minnesota to Texas. They are also a vital part of the daily life of American employees and their families. About 672,000 American jobs were "insourced" and supported by German-owned affiliates in states across the country.

This report "German Business Matters: A State-by-State Analysis of Imports, Exports, and Jobs" offers an objective and comparative analysis of German business activity in the United States by employment and trade.

**Data**

When reading this report, it is important to keep in mind that the employment statistics refer only to majority-owned affiliates that are under German control (that is, German-owned affiliates in the U.S. that are more than 50 percent-owned by German investors). The U.S. Bureau of Economic Analysis (BEA) defines a Majority-owned U.S. affiliate as a "U.S. affiliate in which the combined ownership of all foreign parents exceeds 50 percent."

All data are publicly available from the Department of Commerce and its agencies – the International Trade Administration, the U.S. Census Bureau, and the Bureau of Economic Analysis. The various data are published at different times during the year and generally refer to the previous two years.

Trade numbers are published monthly. Year-end data for trade are available in mid-February of each year for the previous year. Investment data for U.S. direct investment abroad and for foreign direct investment in the U.S. are published each year by mid-end of July for the previous year. Finally, employment numbers for German companies in the U.S. and for U.S. companies in Germany are published in August and December of each year and refer to the previous two years.

For this brochure, all data are current as of January 27, 2017.

\* Position on a historical-cost basis  
 Source: U.S. Department of Commerce

1	United Kingdom	484	449	7.8
2	Japan	411	373	10.2
3	Luxembourg	328	243	35.0
4	Netherlands	283	305	-7.2
5	Canada	269	261	3.1
6	Switzerland	258	224	15.2
7	Germany	255	224	13.8
8	France	234	223	4.5

**Foreign direct investment in the United States\***  
**Rank FDI in the U.S. From 2015** (in USD Billions)  
**2014** (in USD Billions)  
**Change** 2015/14 (in %)

**Total investment from Germany in the U.S. is \$ 255 billion.**

Germany is a significant investor in the U.S. More than 8 percent of foreign direct investment in the U.S. comes from Germany. Per the U.S. Department of Commerce, German investment in the U.S. reached a total of about \$255 billion by the end of 2015. If calculated by the "Ultimate Beneficial Owner" (UBO), then German investment amounts to \$319 billion and Germany ranks fourth. UBO statistics consider the entity that ultimately owns or controls the U.S. affiliate, independently from the location of that entity. Manufacturing is by far the largest sector targeted by German investment. Other areas of German activity include trade, insurance, and finance.

Traditionally, German companies are strongly present in the U.S. Their affiliates represent efficient technologies, a high degree of value added, and attractive jobs. According to the German Federal Bank (Bundesbank), about 4,700 companies in the U.S. benefit from German investment. Most of these are affiliates of small- and medium-sized enterprises.

# INVESTMENT

JOBS

**German companies are the third largest foreign employer in the U.S.**

German affiliates support more than 670,000 jobs in the U.S. Therefore, German companies are the third-largest foreign employer, following companies from the United Kingdom and Japan. Overall, German companies accounted for about 10.5% of the total 6.4 million U.S. jobs created by foreign affiliates. Nearly half of the jobs created by German affiliates in the U.S. are in manufacturing. Among the foreign investors, Germany was the second-largest job creator in this sector. German companies thus play a key role in U.S. efforts to strengthen the industrial base.

**U.S. jobs in companies under foreign control**

Country of the Rank Headquarters	2014 (number of jobs in 1,000)	2013 (number of jobs in 1,000)	Change 2014/13 (in %)
1 United Kingdom	1,099	1,030	6.7
2 Japan	839	801	4.7
3 Germany	672	641	4.8
4 Canada	621	553	12.1
5 France	574	557	3.1

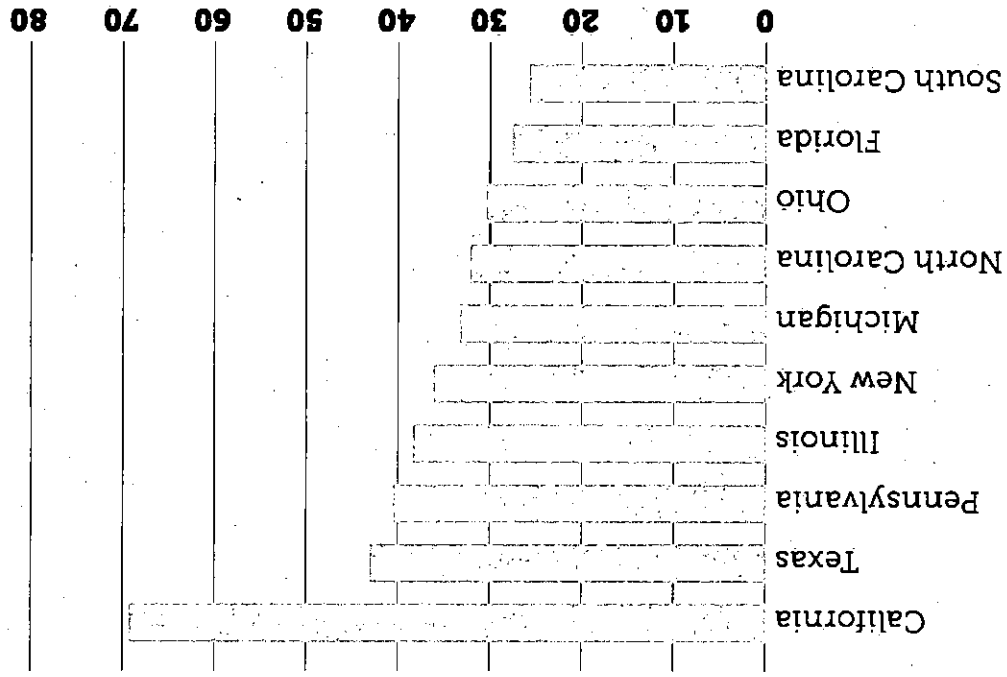
Source: U.S. Department of Commerce

IGIT is the liaison office of the Federation of German Industries (BDI) and the Association of German Chambers of Industry and Commerce (DIHK). Research done in cooperation with the chair of Economic Geography, University Würzburg

**REPRESENTATIVE** of German Industry + Trade  


**REPRESENTATIVE** of German Industry + Trade  
 BDI  
 RG  
 I T  
 RGIT is the liaison office of the Federation of German Industries (BDI) and the Association of German Chambers of Industry and Commerce (DIHK) Research done in cooperation with the chair of Economic Geography, University Würzburg

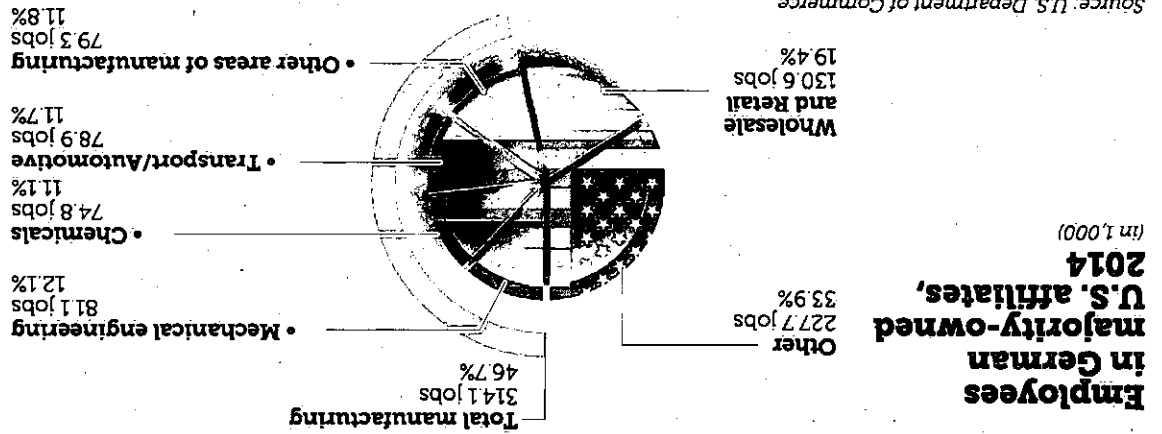
Source: U.S. Department of Commerce



**Top 10 states with jobs created by German-owned affiliates, 2014**  
 (in 1,000)

German-created jobs are also spread out across all regions of the U.S. This table reflects the states with the most jobs. While California (West Coast) is number one, the North, South, Great Lakes, and Mid-West are all strongly represented.

Source: U.S. Department of Commerce



**Employees in German majority-owned U.S. affiliates, 2014**  
 (in 1,000)

**JOBS**

TRADE

**The U.S. is Germany's most important export market**

Germany ← U.S.

The U.S. was the most important export destination for Germany in 2015. With total exports valued at \$124.8 billion, U.S. goods purchased from Germany increased by 0.5% compared to the previous year. The majority of U.S. imports from Germany were in transportation equipment, chemicals, and machinery.

**U.S. imports of goods by country, 2015**

Rank	Country	Imports (in USD Billions)	Share (in%)	Change 2015/14 (in %)
1	Worldwide	2,248.2	100.0	-4.6
1	China	483.2	21.5	3.2
2	Mexico	296.4	13.2	0.2
3	Canada	296.2	13.2	-15.2
4	Japan	131.4	5.8	-2.3
5	Germany	124.8	5.6	0.5

Source: U.S. Department of Commerce

TRADE

### Germany is the 6th largest U.S. export market

### U.S. Germany ← U.S. exports of goods by country, 2015

Rank Country Exports (in USD Billions) Share (in %) Change 2015/14 (in %)

6	Germany	50.0	3.3	1.2
5	United Kingdom	56.1	3.7	4.2
4	Japan	62.4	4.2	-6.6
3	China	116.1	7.7	-6.1
2	Mexico	235.7	15.7	-1.9
1	Canada	280.6	18.7	-10.3
	<b>Worldwide</b>	<b>1,502.6</b>	<b>100.0</b>	<b>-7.3</b>

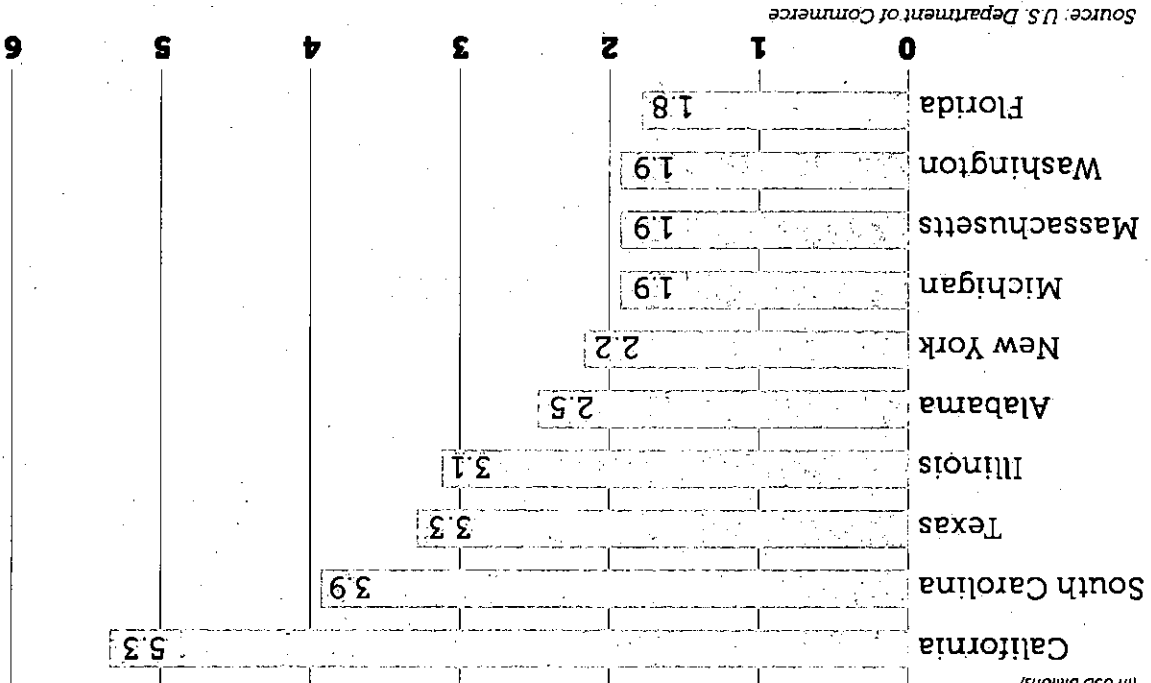
Source: U.S. Department of Commerce

With exports totaling around \$50 billion, Germany was the sixth largest export market for the U.S. in 2015. Transportation equipment, chemicals, electronic products, and machinery accounted for the most exports.

Of course, exports are important to a region's economy. This table demonstrates which states exported the most to Germany.

### Top 10 exporters to Germany

(in USD Billions)

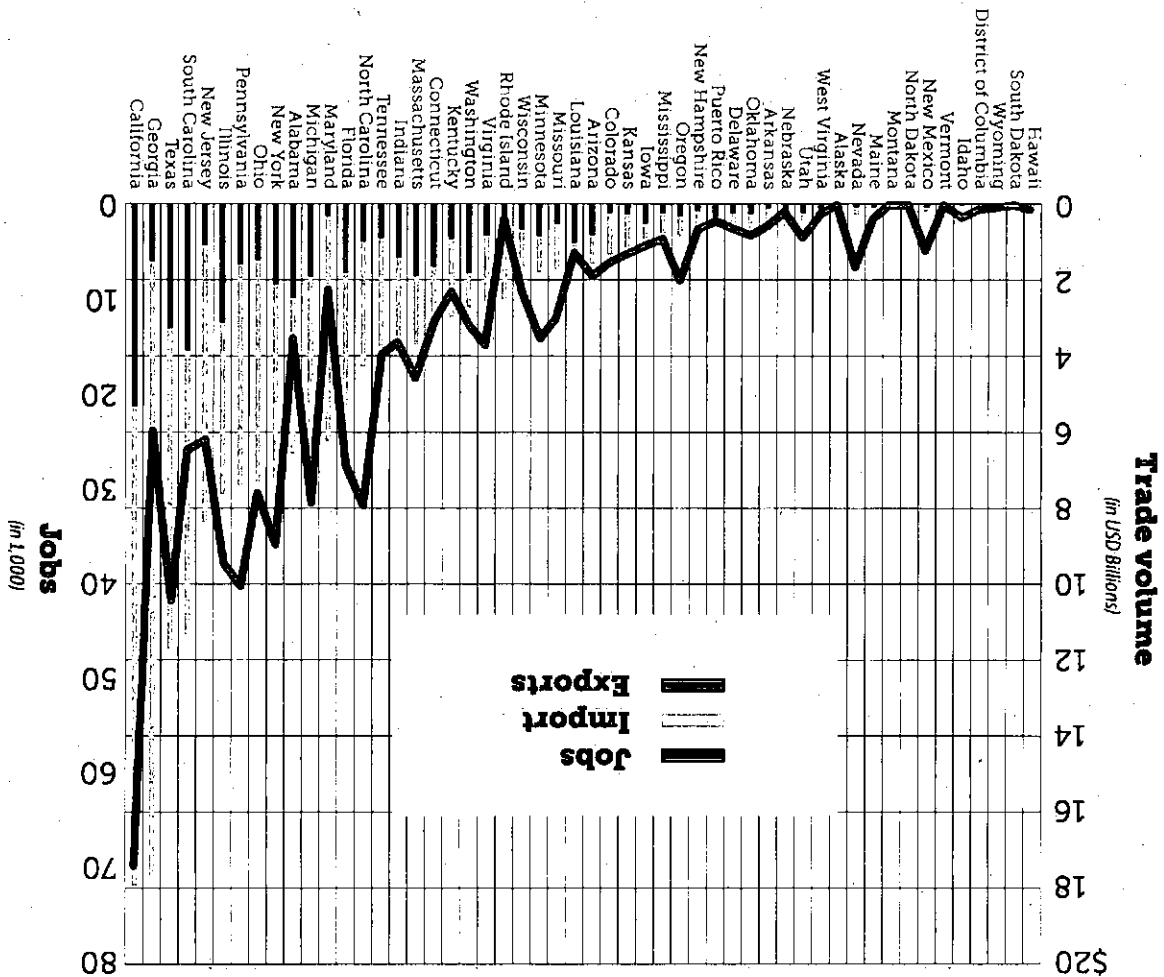


Source: U.S. Department of Commerce

# TRADE

By overlaying import and export numbers with the total of German-created jobs in any given state, one can see a general trend between increased trade activity and higher job amount. In other words, states that import and export the most also have the most German-created jobs.

**Trade volume of U.S. states with Germany and employment by German-owned affiliates**



IN GERMANY

**U.S. investment is \$108 billion in Germany.**

With its 81 million residents and role as a leading economy in Europe, Germany is also an attractive location for U.S. companies to invest. By the end of 2015, U.S. investment in Germany reached a total of \$108 billion (without indirect involvement of third countries). Therefore, the U.S. was the largest non-European investor in Germany. The most significant U.S. investments are found in manufacturing, as well as in holding companies, insurance, and finance. The high-ranking of the Netherlands and Luxembourg is due to their extraordinarily large investments in holding companies. U.S. companies are of considerable importance for the German labor market. They have created over 677,000 jobs in Germany. At the same time, they invest billions each year in research and development.

**U.S. direct investments abroad\***

Rank	Country	Investments year-end 2015 <i>(in USD Billions)</i>	Investments year-end 2014 <i>(in USD Billions)</i>	Change 2015/14 <i>(in %)</i>
	<b>Total</b>	<b>5,041</b>	<b>4,920</b>	<b>2.5</b>
1	Netherlands	858	753	13.9
2	United Kingdom	593	588	0.9
3	Luxembourg	503	465	8.2
4	Canada	353	386	-8.5
---	---	---	---	---
<b>11</b>	<b>Germany</b>	<b>108</b>	<b>116</b>	<b>-6.9</b>

\* historical cost basis (book value)  
 Source: U.S. Department of Commerce

# SUMMARY

Germany  USA  Germany

Number of Companies, 2014	4,725	1,372
Investments, 2015	\$255 billion	\$108 billion
Jobs, 2014	672,000	677,000
Exports, 2015	\$124.8 billion	\$50 billion

Source: U.S. Department of Commerce (DOC)

Source: U.S. Department of Commerce (DOC)

Source: U.S. Department of Commerce (DOC)

Source: German Federal Bank (Bundesbank)

With a total trade relationship totaling just over \$174 billion, the U.S. and Germany benefit mutually from close trade relations with one another. Such trade encourages investment, and both countries are heavily invested in the other. In turn, German companies have created thousands of jobs across the U.S. and vice versa.


GERMAN BUSINESS IN THE UNITED STATES OF AMERICA



Population  
324,418,820

**Employment by Foreign-Owned Affiliates 2014**

Total: 6,370,900 jobs created by foreign-owned affiliates in the United States.




**Foreign Trade 2015**

Total Imports to the USA

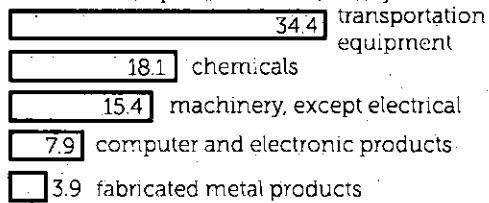


Total Exports from the USA


Imports to the USA (%)



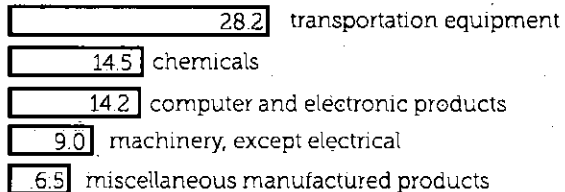
Top Imports from Germany by Industry (% of total Imports from Germany)



Export Destinations (%)



Top Exports to Germany by Industry (% of total Exports to Germany)

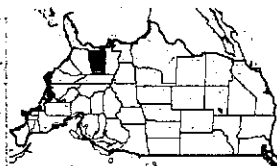


Sources: U.S. Department of Commerce (2016) - International Trade Administration, U.S. Census Bureau, Bureau of Economic Analysis



RGIT is the liaison office of the Federation of German Industries (BDI) and the Association of German Chambers of Industry and Commerce (DIHK). Research done in cooperation with the chair of Economic Geography, University Würzburg


# GERMAN BUSINESS IN ALABAMA



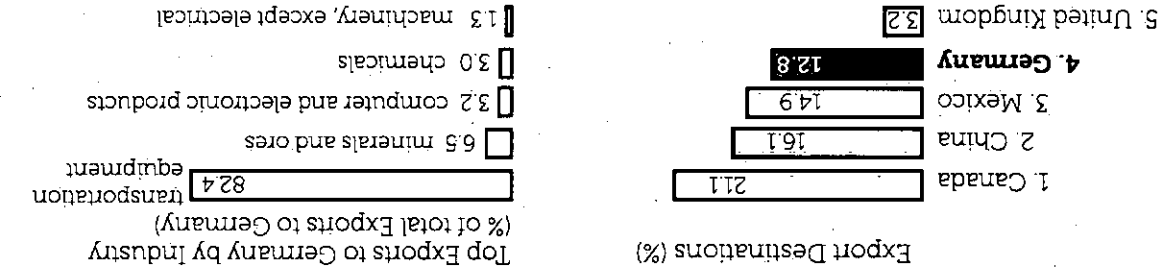
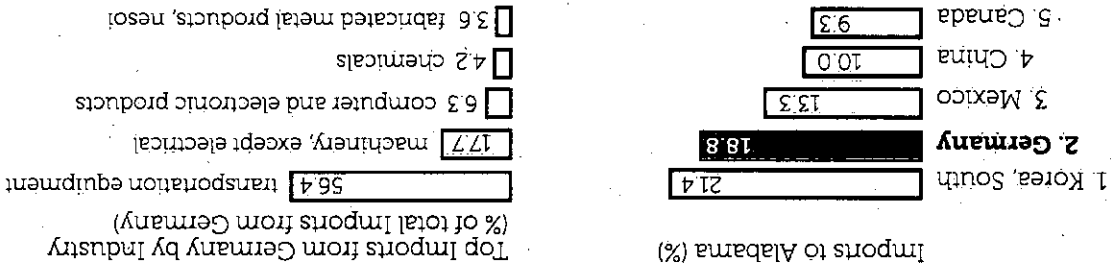
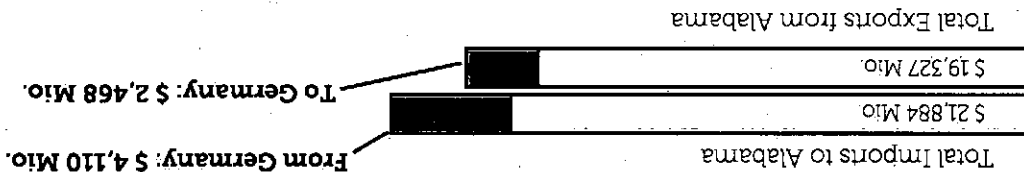
Population: 4,858,979

## Employment by Foreign-Owned Affiliates 2014

Total: 92,700 jobs created by foreign-owned affiliates in Alabama.



## Foreign Trade 2015




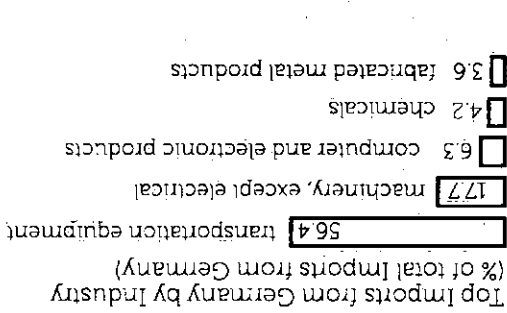
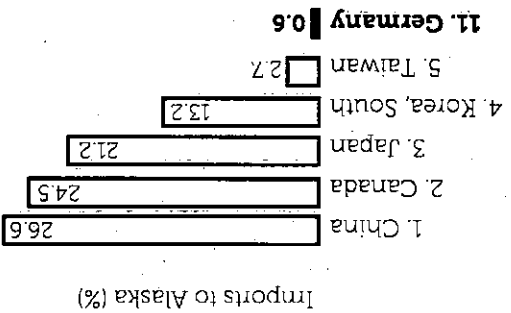
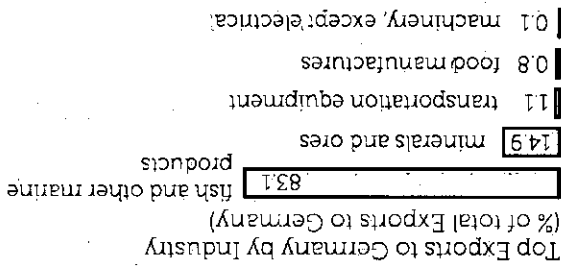
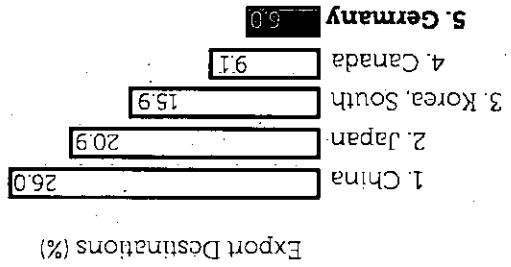
Sources: U.S. Department of Commerce (2016) - International Trade Administration, U.S. Census Bureau, Bureau of Economic Analysis

RGIT is the liaison office of the Federation of German Industries (BDI) and the Association of German Chambers of Industry and Commerce (DIHK). Research done in cooperation with the chair of Economic Geography, University Würzburg.

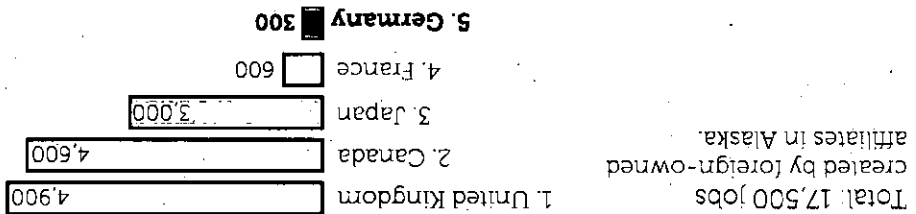
**R** **G** **I** **T** **R** **E** **P** **R** **E** **S** **E** **N** **T** **A** **T** **I** **V** **E**

**B** **D** **I** **R** **E** **P** **R** **E** **S** **E** **N** **T** **A** **T** **I** **V** **E** of German Industry + Trade

Sources: U.S. Department of Commerce (2016); International Trade Administration, U.S. Census Bureau, Bureau of Economic Analysis




**Foreign Trade 2015**



**Employment by Foreign-Owned Affiliates 2014**

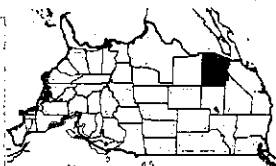
ALASKA

GERMAN BUSINESS IN



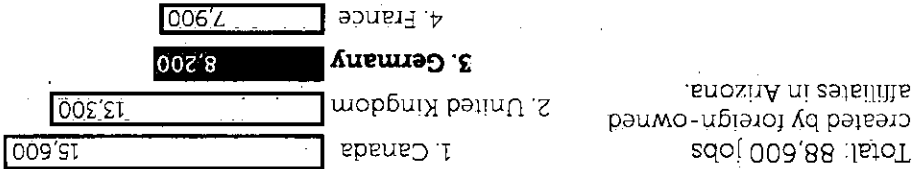
Population: 738,413

# GERMAN BUSINESS IN ARIZONA

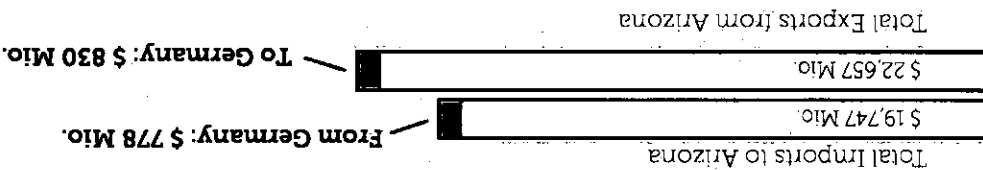


Population  
6,828,065

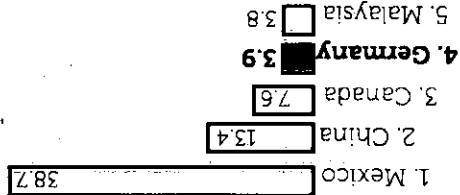
## Employment by Foreign-Owned Affiliates 2014



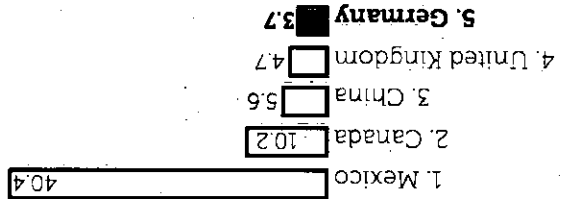
## Foreign Trade 2015



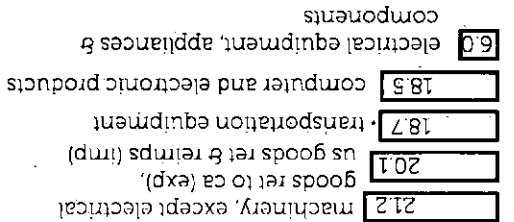
### Imports to Arizona (%)



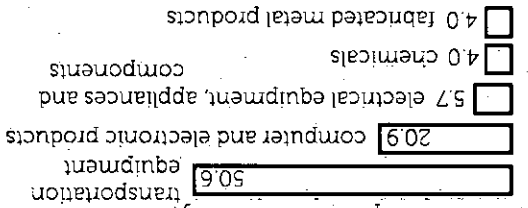
### Export Destinations (%)



### Top Imports from Germany by Industry (% of total Imports from Germany)



### Top Exports to Germany by Industry (% of total Exports to Germany)

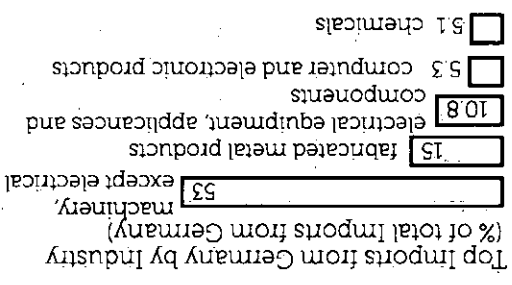
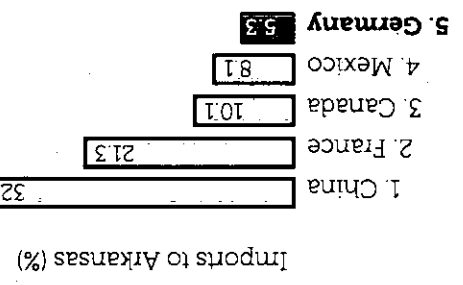
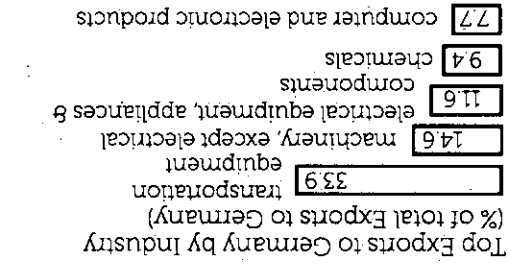
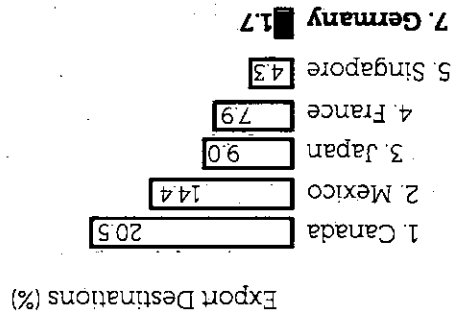


Sources: U.S. Department of Commerce (2016) - International Trade Administration, U.S. Census Bureau, Bureau of Economic Analysis

RGIT is the liaison office of the Federation of German Industries (BDI) and the Association of German Chambers of Industry and Commerce (DIHK). Research done in cooperation with the chair of Economic Geography, University Würzburg.


**REPRESENTATIVE** of German Industry + Trade

Sources: U.S. Department of Commerce (2016) - International Trade Administration, U.S. Census Bureau, Bureau of Economic Analysis



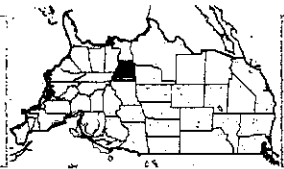
**Foreign Trade 2015**

Total: 46,400 jobs created by foreign-owned affiliates in Arkansas.



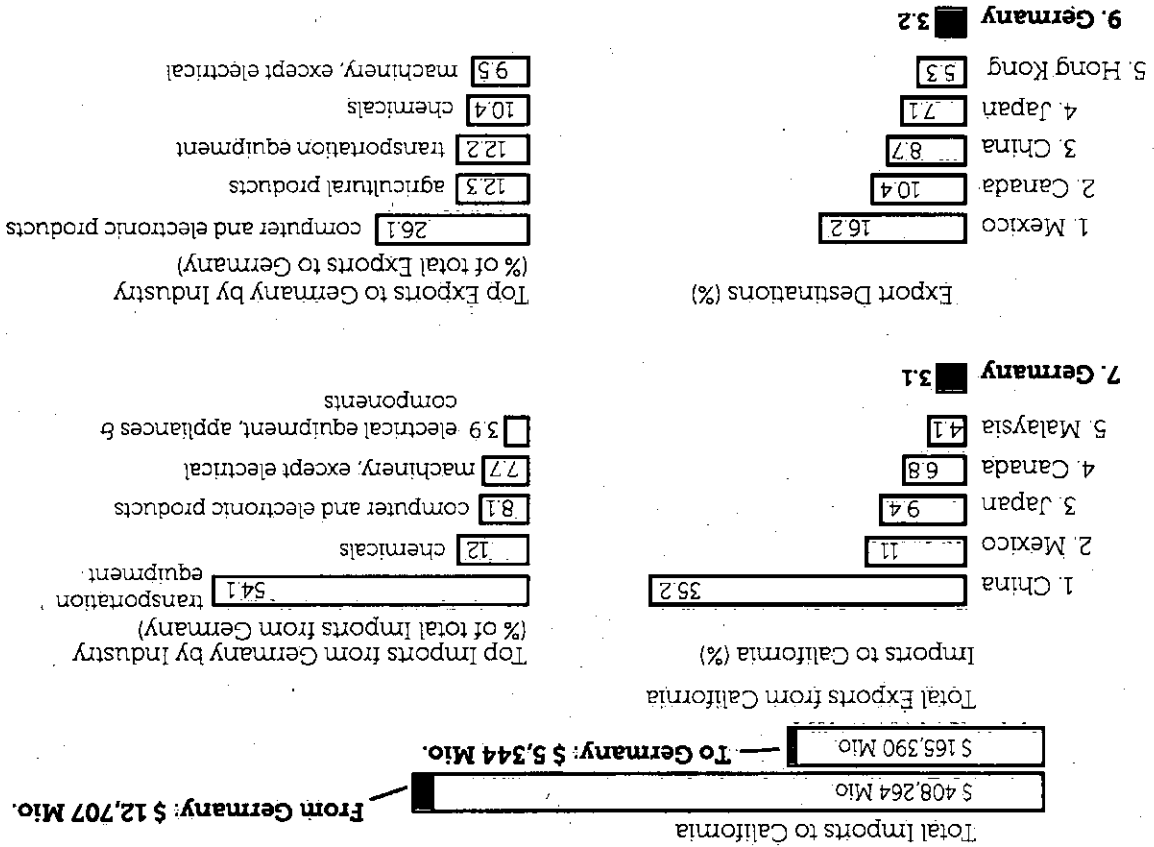
**Employment by Foreign-Owned Affiliates 2014**

GERMAN BUSINESS IN ARKANSAS

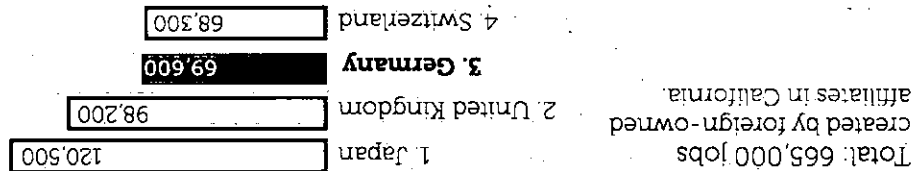


Population: 2,978,204

Sources: U.S. Department of Commerce (2016) - International Trade Administration, U.S. Census Bureau, Bureau of Economic Analysis



**Foreign Trade 2015**


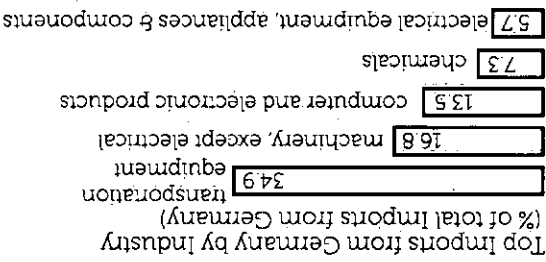
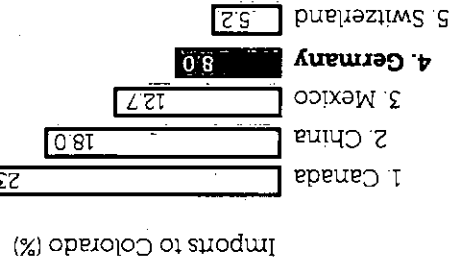
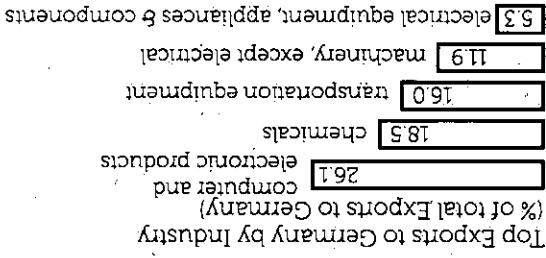
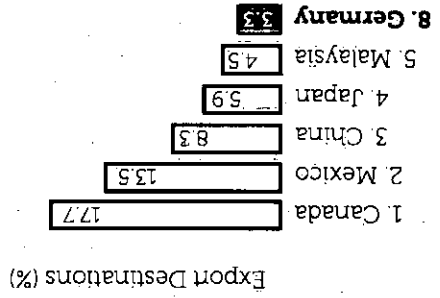


**Employment by Foreign-Owned Affiliates 2014**

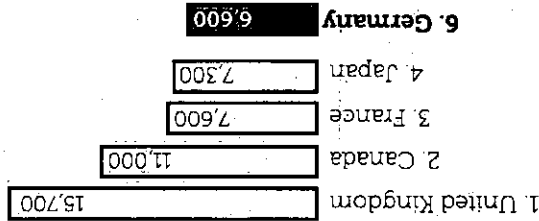
GERMAN BUSINESS IN CALIFORNIA

Population: 38,144,818

Sources: U.S. Department of Commerce (2016) - International Trade Administration, U.S. Census Bureau, Bureau of Economic Analysis

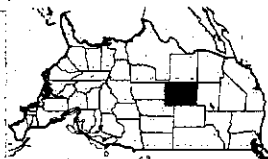


**Foreign Trade 2015**



**Employment by Foreign-Owned Affiliates 2014**

GERMAN BUSINESS IN COLORADO



Population: 5,456,574

# GERMAN BUSINESS IN CONNECTICUT




Population: 3,530,000

## Employment by Foreign-Owned Affiliates 2014

1	United Kingdom	20,000
2	Netherlands	19,700
3	Germany	12,600
4	Japan	7,400

Total: 99,400 jobs created by foreign-owned affiliates in Connecticut.

## Foreign Trade 2015



From Germany: \$1,936 Mio

To Germany: \$1,653 Mio

### Imports to Connecticut (%)

1	United Kingdom	21.4
2	Canada	13.3
3	China	11.7
4	Mexico	9.5
5	Germany	7.5

Top Imports from Germany by Industry (% of total Imports from Germany)

26.9	machinery, except electrical
22.6	transportation equipment
12.7	fabricated metal products
8.3	chemicals
5.4	primary metal mfg

### Export Destinations (%)

1	France	12.7
2	Germany	10.8
3	Canada	10.7
4	United Arab Emirates	10.4
5	Mexico	8.7

Top Exports to Germany by Industry (% of total Exports to Germany)

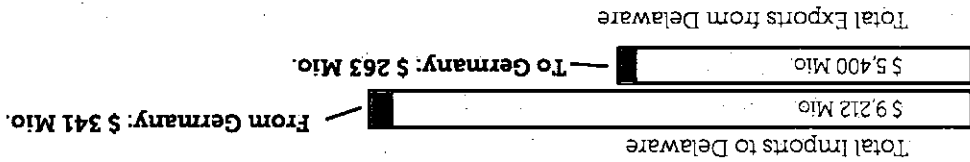
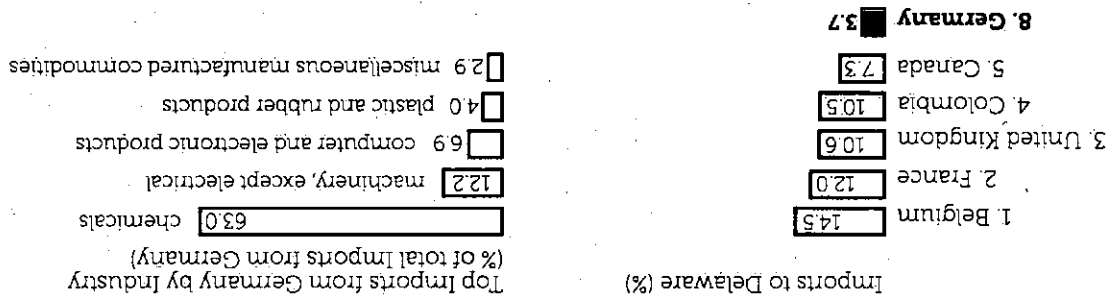
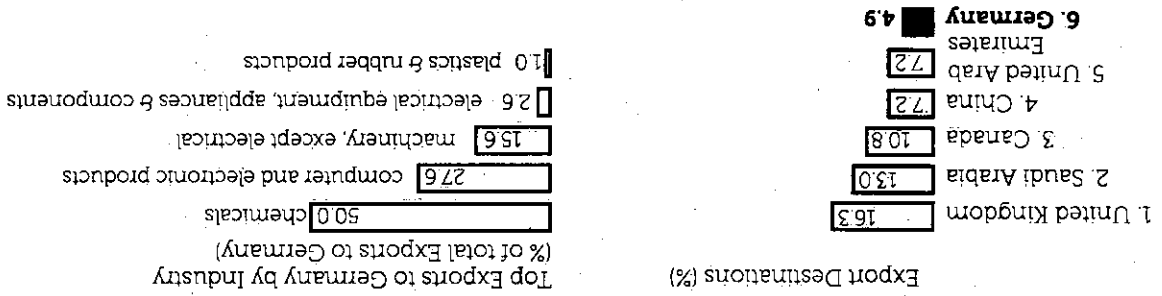
71.4	transportation equipment
7.9	machinery, except electrical
4.4	electrical equipment, appliances & components
3.6	fabricated metal products
3.5	computer and electronic products

Sources: U.S. Department of Commerce (2016) - International Trade Administration, U.S. Census Bureau, Bureau of Economic Analysis

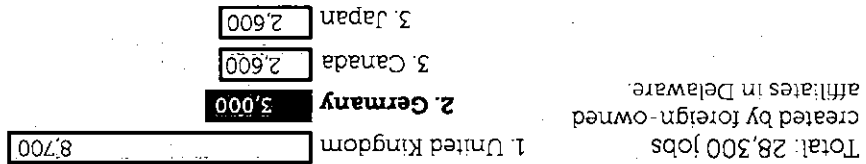
RGIT is the liaison office of the Federation of German Industries (BDI) and the Association of German Chambers of Industry and Commerce (DIHK). Research done in cooperation with the chair of Economic Geography, University Würzburg.



Sources: U.S. Department of Commerce (2016) - International Trade Administration, U.S. Census Bureau, Bureau of Economic Analysis




**Foreign Trade 2015**



**Employment by Foreign-Owned Affiliates 2014**

**GERMAN BUSINESS IN DELAWARE**



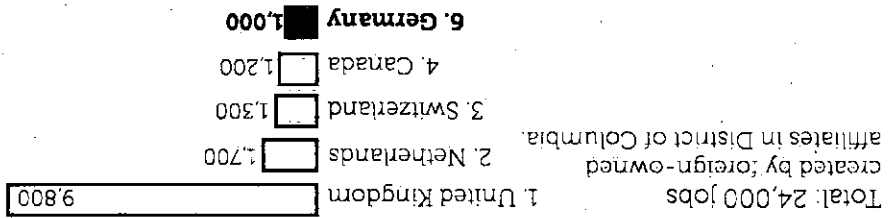
Population 946,974

GERMAN BUSINESS IN DISTRICT OF COLUMBIA

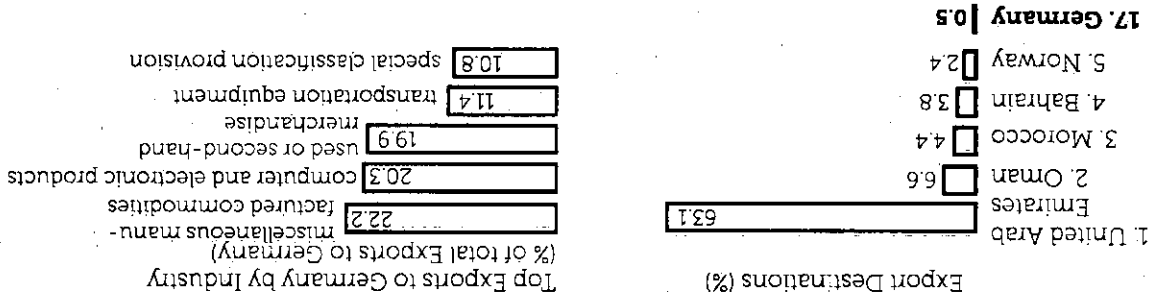
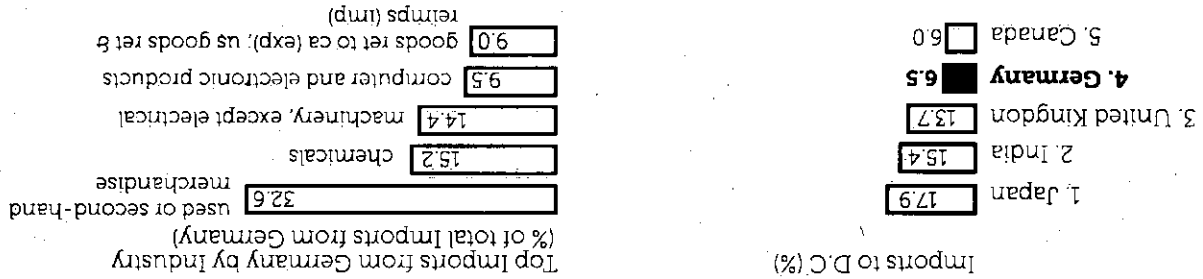
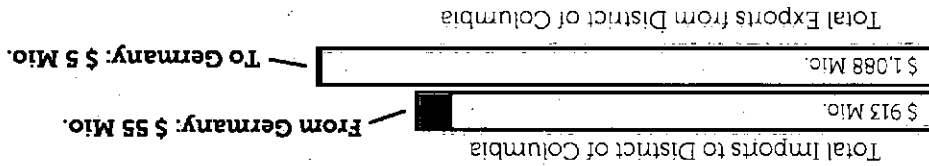


Population 672,225

Employment by Foreign-Owned Affiliates 2014



Foreign Trade 2015



Sources: U.S. Department of Commerce (2016) - International Trade Administration, U.S. Census Bureau, Bureau of Economic Analysis

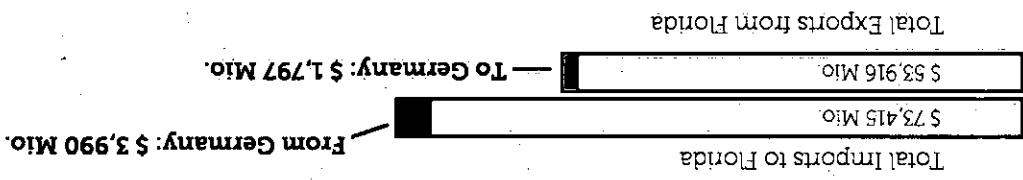
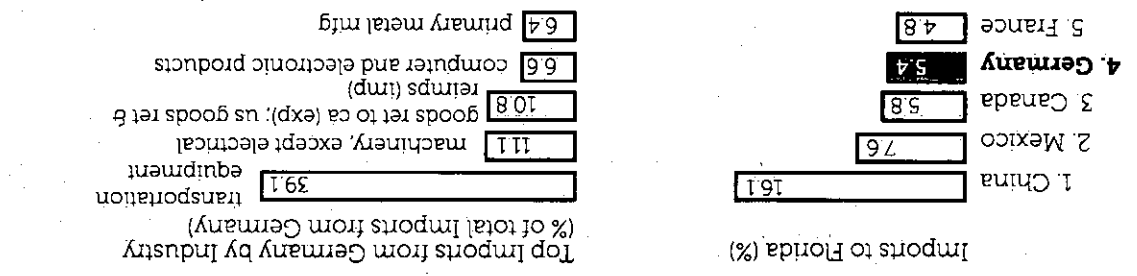
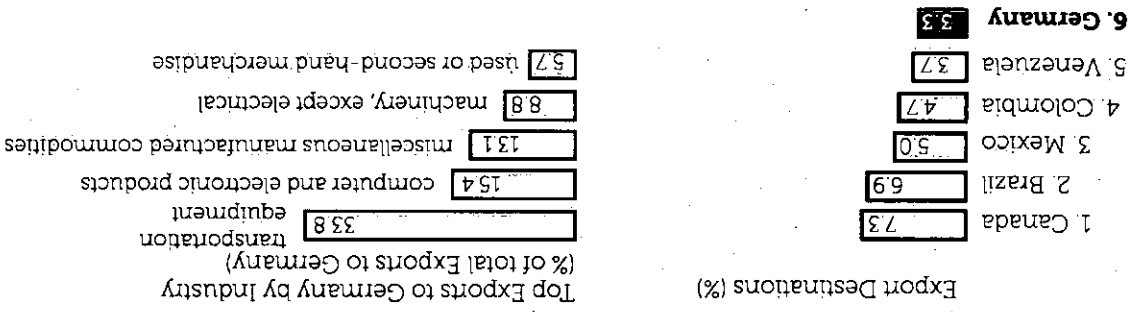
RGIT is the liaison office of the Federation of German Industries (BDI) and the Association of German Chambers of Industry and Commerce (DIHK) Research done in cooperation with the chair of Economic Geography, University Würzburg



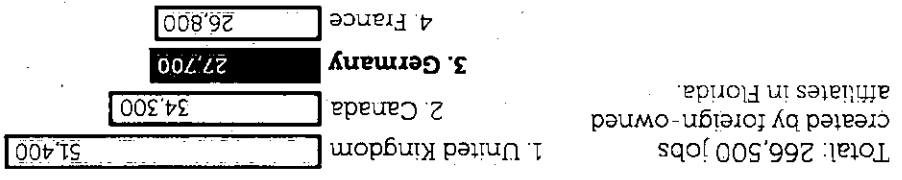
REPRESENTATIVE of German Industry + Trade

**R** **I** **T**  
**REPRESENTATIVE** of German Industry + Trade  
 BDI  
 RGIT is the liaison office of the Federation of German Industries (BDI) and the Association of German Chambers of Industry and Commerce (DIHK) Research done in cooperation with the chair of Economic Geography, University Würzburg

Sources: U.S. Department of Commerce (2016) - International Trade Administration, U.S. Census Bureau, Bureau of Economic Analysis

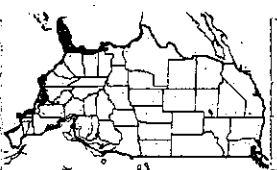


**Foreign Trade 2015**



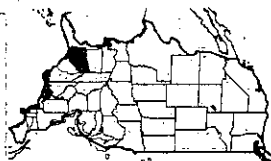
**Employment by Foreign-Owned Affiliates 2014**

**GERMAN BUSINESS IN FLORIDA**



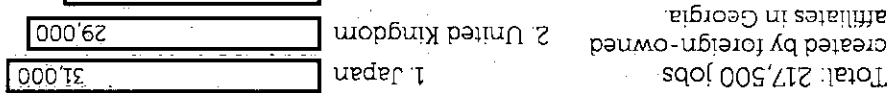
Population: 20,271,272

# GERMAN BUSINESS IN GEORGIA




Population  
10,214,860


## Employment by Foreign-Owned Affiliates 2014



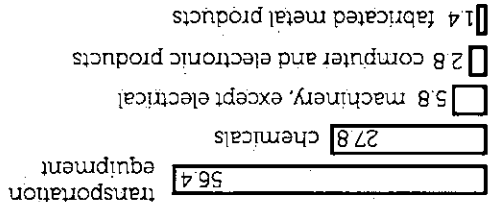
## Foreign Trade 2015



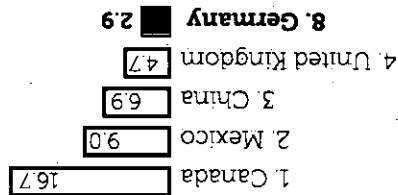
### Imports to Georgia (%)



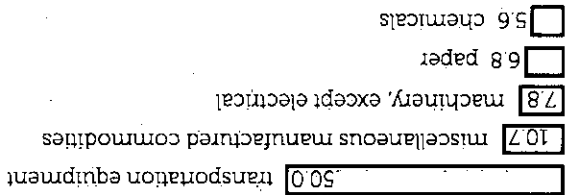
### Top Imports from Georgia by Industry (% of total Imports from Germany)



### Export Destinations (%)



### Top Exports to Germany by Industry (% of total Exports to Germany)



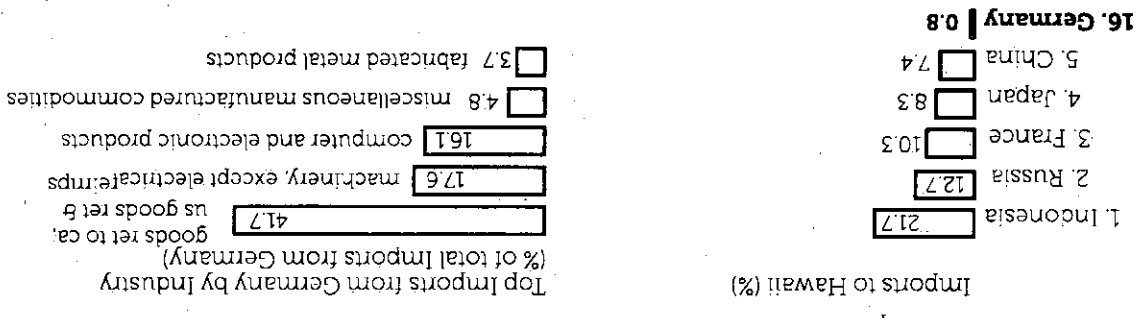
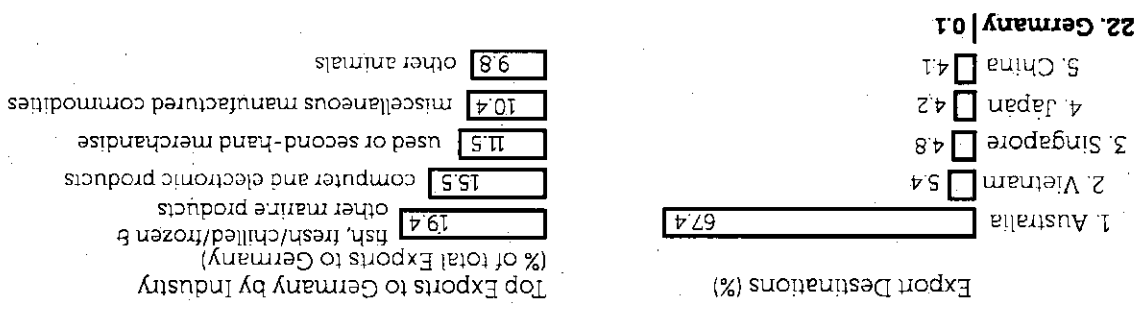
Sources: U.S. Department of Commerce (2016) - International Trade Administration, U.S. Census Bureau, Bureau of Economic Analysis

RGIT is the liaison office of the Federation of German Industries (BDI) and the Association of German Chambers of Industry and Commerce (DIHK) Research done in cooperation with the chair of Economic Geography, University Würzburg



**REPRESENTATIVE** of German Industry + Trade  
 BDI DHK  
 RG IT  
 RGIT is the liaison office of the Federation of German Industries (BDI) and the Association of German Chambers of Industry and Commerce (DIHK). Research done in cooperation with the Chair of Economic Geography, University Würzburg.

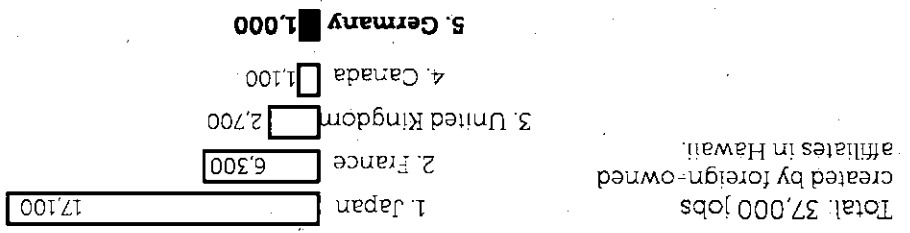
Sources: U.S. Department of Commerce (2016) - International Trade Administration, U.S. Census Bureau, Bureau of Economic Analysis



Total Exports from Hawaii: \$ 1,896 Mio. — To Germany: \$ 2 Mio.

Total Imports to Hawaii: \$ 3,758 Mio. — From Germany: \$ 32 Mio.

**Foreign Trade 2015**

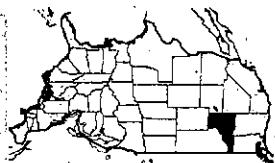


**Employment by Foreign-Owned Affiliates 2014**

GERMAN BUSINESS IN HAWAII

Registration 1/31/603

# GERMAN BUSINESS IN IDAHO



Population  
1,654,930

## Employment by Foreign-Owned Affiliates 2014

1. Canada	2,900
2. United Kingdom	2,600
3. France	2,500
4. Germany	1,900

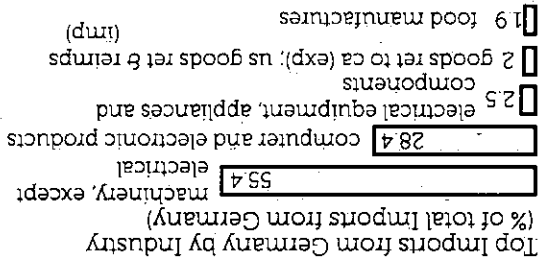
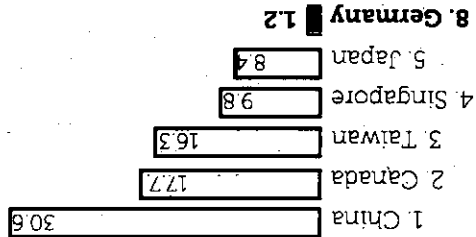
Total: 16,100 jobs created by foreign-owned affiliates in Idaho.

## Foreign Trade 2015

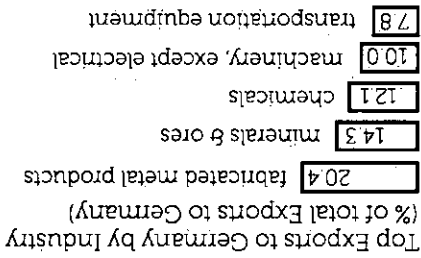
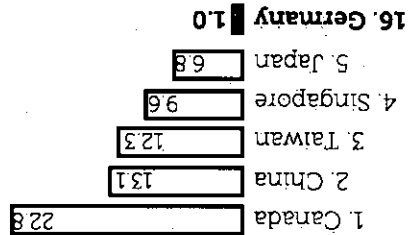
Total Imports to Idaho	\$ 5,165 Mio.
Total Exports from Idaho	\$ 4,294 Mio.

From Germany: \$ 64 Mio. To Germany: \$ 43 Mio.

### Imports to Idaho (%)



### Export Destinations (%)


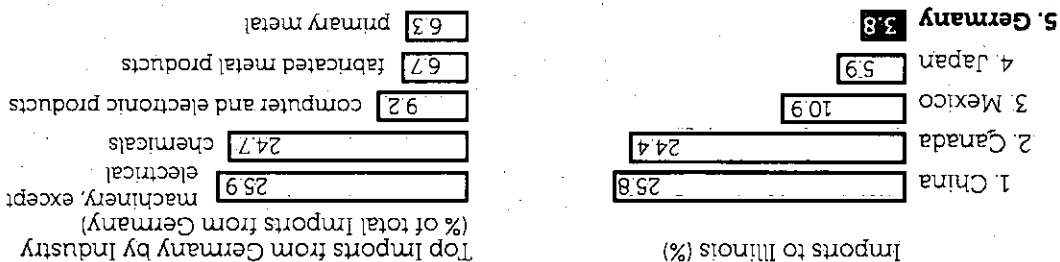
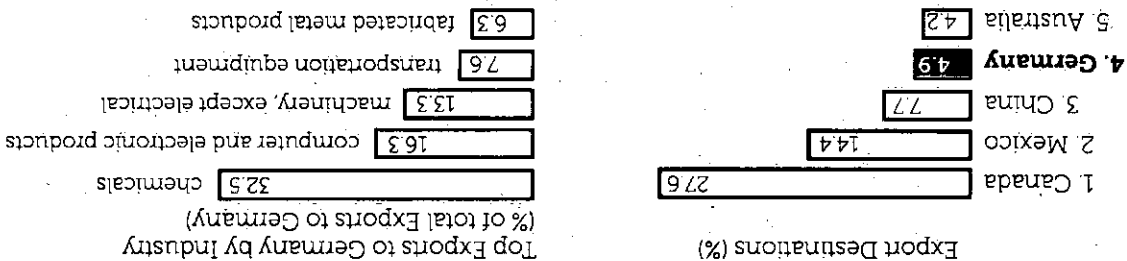


Sources: U.S. Department of Commerce (2016) - International Trade Administration, U.S. Census Bureau, Bureau of Economic Analysis

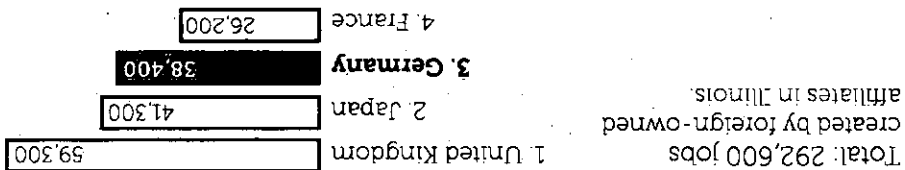
RGIT is the liaison office of the Federation of German Industries (BDI) and the Association of German Chambers of Industry and Commerce (DIHK). Research done in cooperation with the chair of Economic Geography, University Würzburg.

**R G I T** REPRESENTATIVE of German Industry + Trade

Sources: U.S. Department of Commerce (2016) - International Trade Administration, U.S. Census Bureau, Bureau of Economic Analysis



**Foreign Trade 2015**

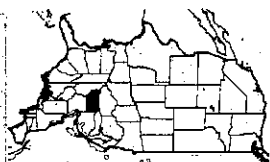


**Employment by Foreign-Owned Affiliates 2014**

**GERMAN BUSINESS IN ILLINOIS**

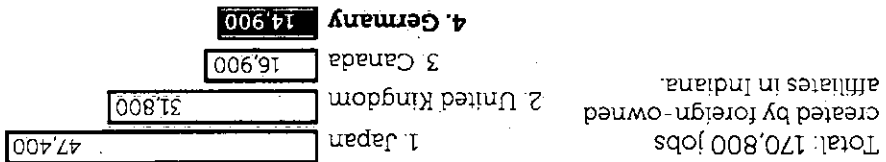
12,859,535

# GERMAN BUSINESS IN INDIANA

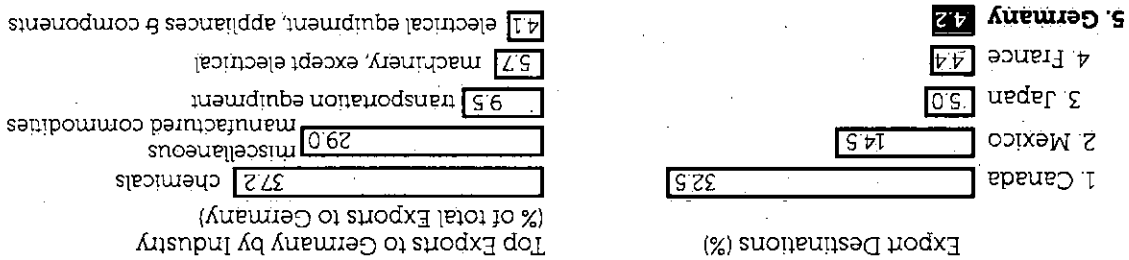
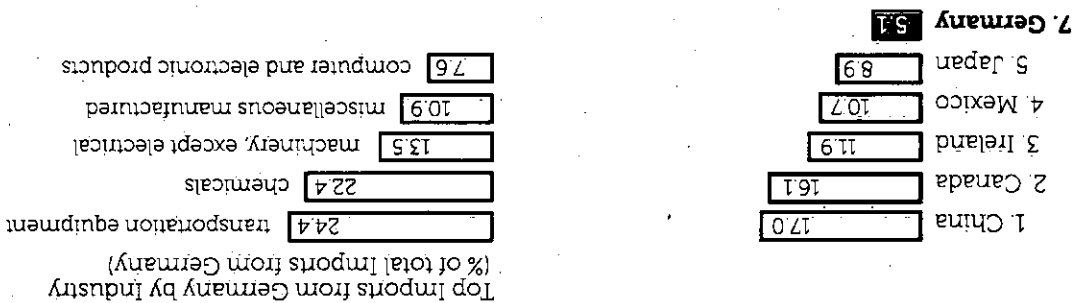
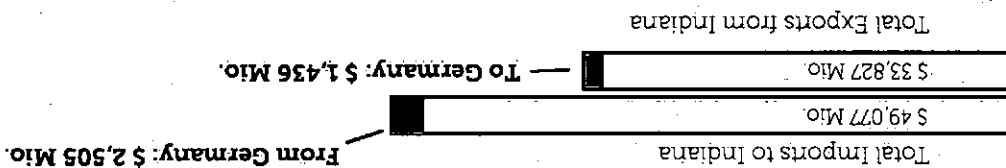


Population  
6,619,580

## Employment by Foreign-Owned Affiliates 2014



## Foreign Trade 2015

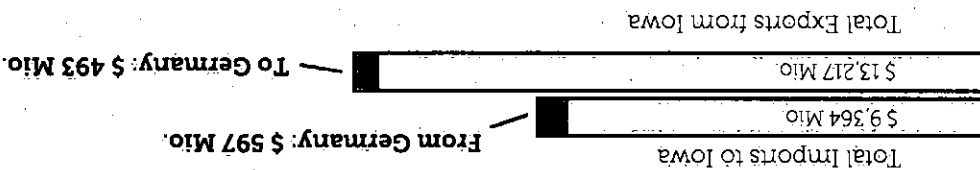
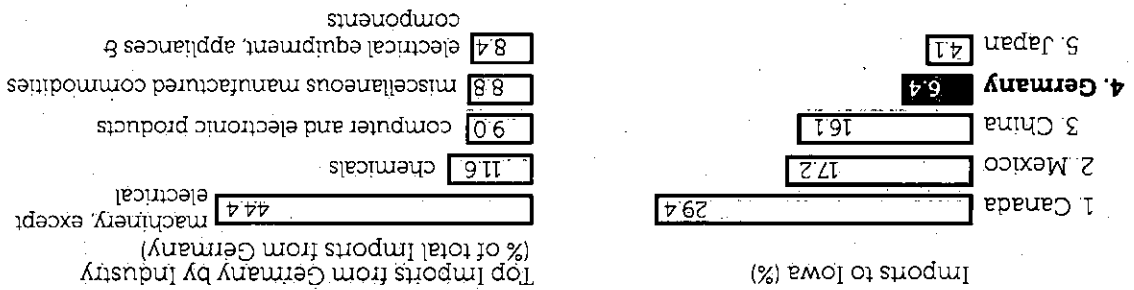
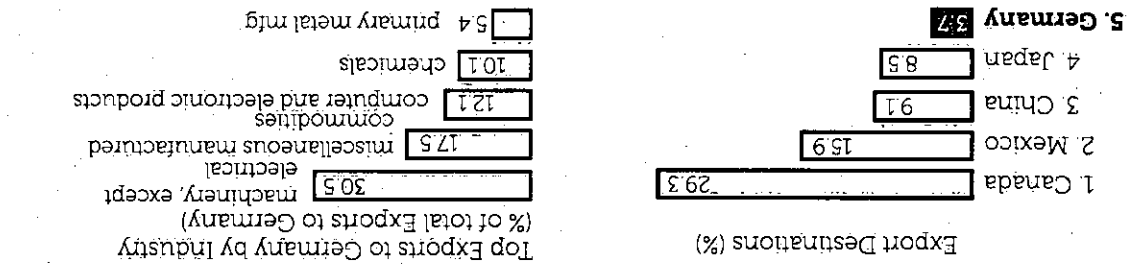


Sources: U.S. Department of Commerce (2016) - International Trade Administration, U.S. Census Bureau, Bureau of Economic Analysis

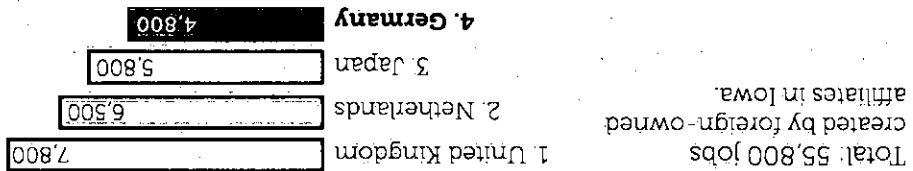
FGIT is the liaison office of the Federation of German Chambers of Industry and Commerce (BDI) and the Association of German Chambers of Industry and Commerce (DIHK) Research done in cooperation with the chair of Economic Geography, University Würzburg

**R G** **I T** **REPRESENTATIVE** of German Industry + Trade **BDI** **DIHK**

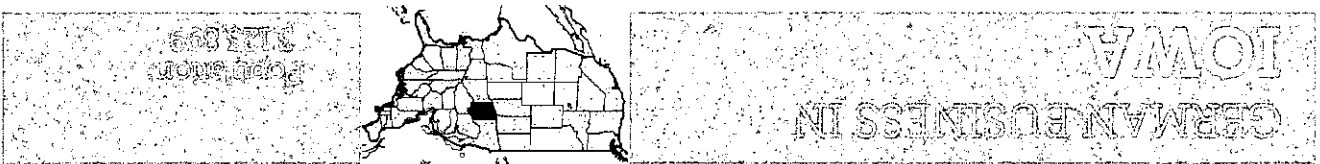
Sources: U.S. Department of Commerce (2016) - International Trade Administration, U.S. Census Bureau, Bureau of Economic Analysis



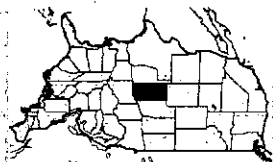
**Foreign Trade 2015**



**Employment by Foreign-Owned Affiliates 2014**



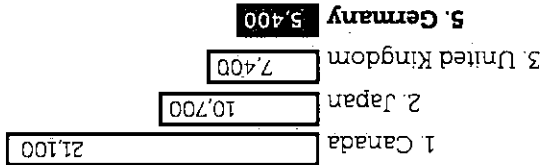
# GERMAN BUSINESS IN KANSAS



Pop. Kansas  
2,916,414


## Employment by Foreign-Owned Affiliates 2014

Total: 70,600 jobs created by foreign-owned affiliates in Kansas.

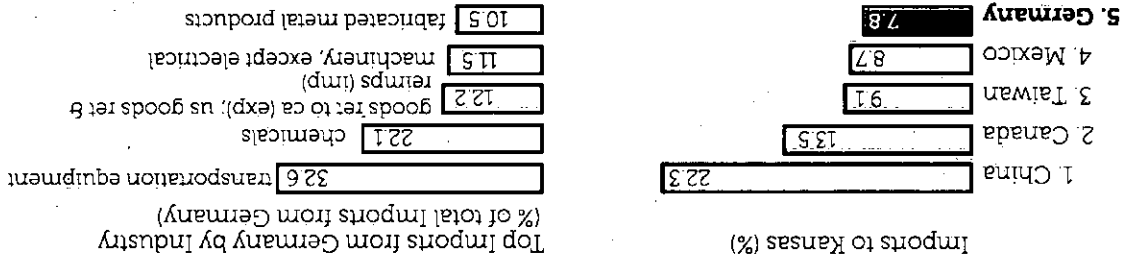


## Foreign Trade 2015

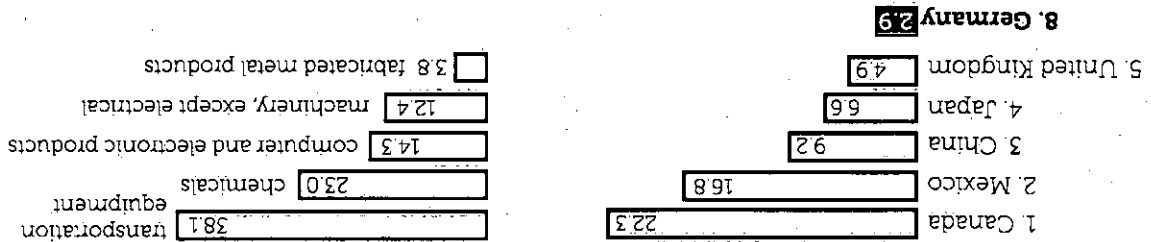
Total Imports to Kansas



Total Exports from Kansas



Export Destinations (%)



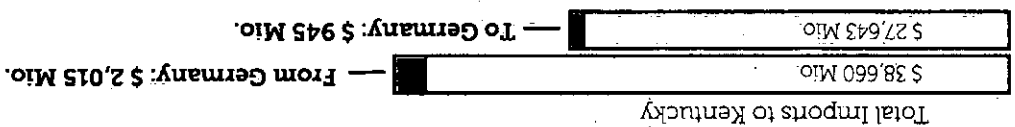
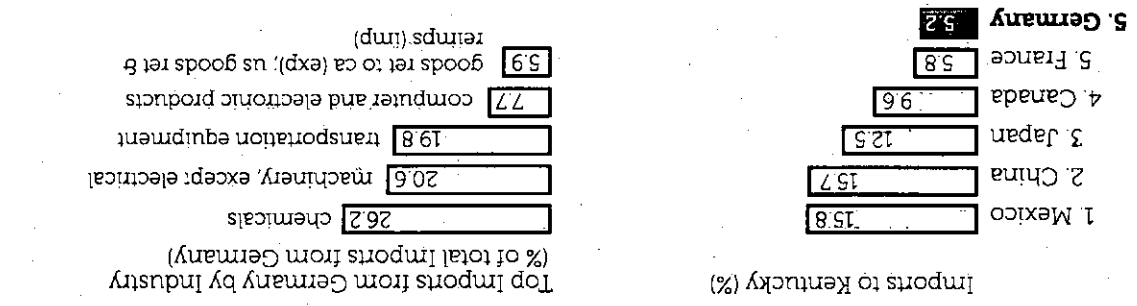
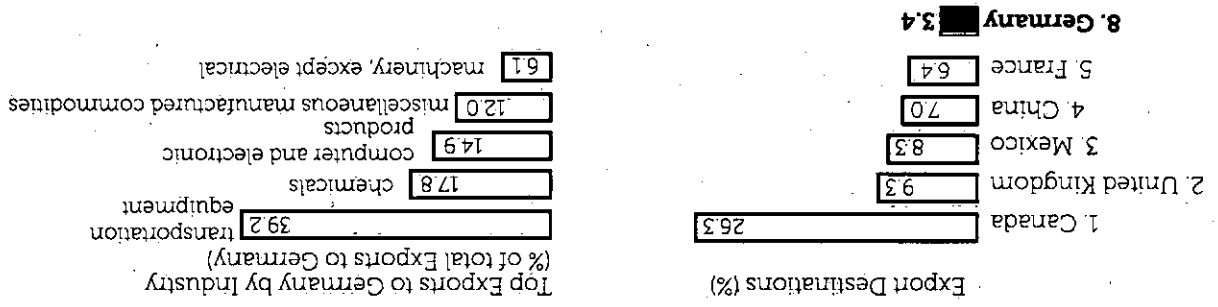
Sources: U.S. Department of Commerce (2015) - International Trade Administration, U.S. Census Bureau, Bureau of Economic Analysis

IGIT is the liaison office of the Federation of German Industries (BDI) and the Association of German Chambers of Industry and Commerce (DIHK). Research done in cooperation with the chair of Economic Geography, University Würzburg

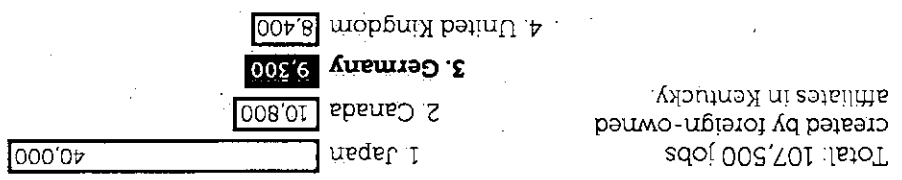
**R G I T**  
**REPRESENTATIVE** of German Industry + Trade  
 BDI  
 GfK

**R G I T**  
**REPRESENTATIVE** of German Industry + Trade  
 BDI  
 RGT is the liaison office of the Federation of German Industries (BDI) and the Association of German Chambers of Industry and Commerce (DIHK) Research done in cooperation with the chair of Economic Geography University Würzburg

Sources: U.S. Department of Commerce (2016) - International Trade Administration, U.S. Census Bureau, Bureau of Economic Analysis



**Foreign Trade 2015**

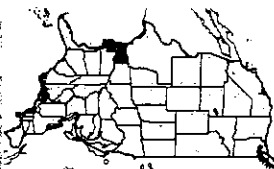


**Employment by Foreign-Owned Affiliates 2014**

Population 4,426,092

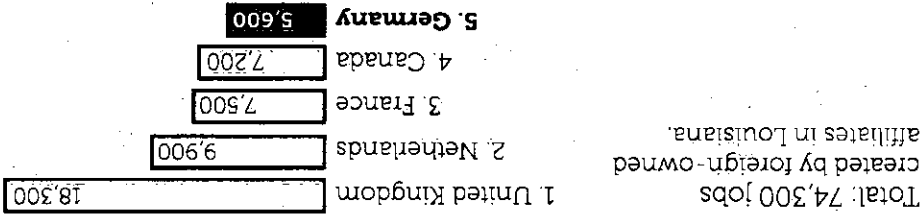
GERMAN BUSINESS IN KENTUCKY

# GERMAN BUSINESS IN LOUISIANA

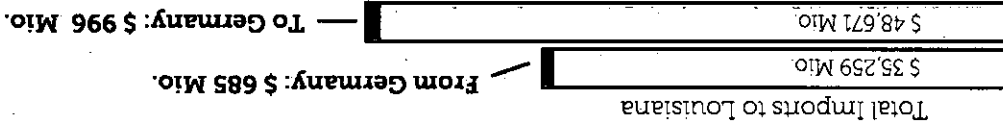


Population: 461,124

## Employment by Foreign-Owned Affiliates 2014

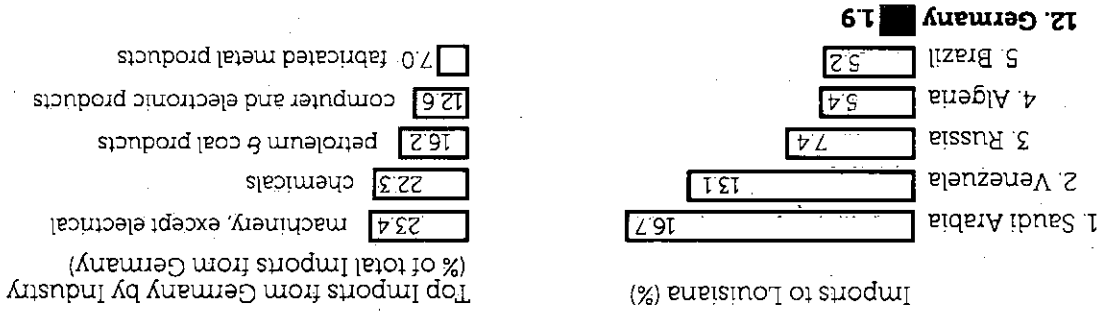


## Foreign Trade 2015

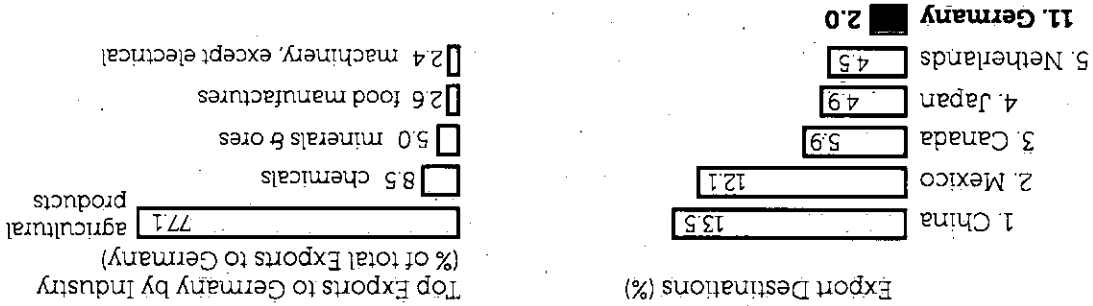


Total Exports from Louisiana

Imports to Louisiana (%)



Export Destinations (%)

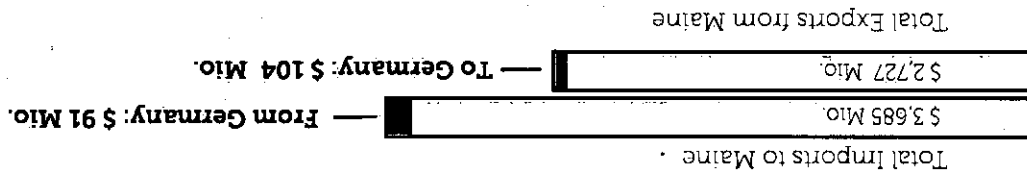
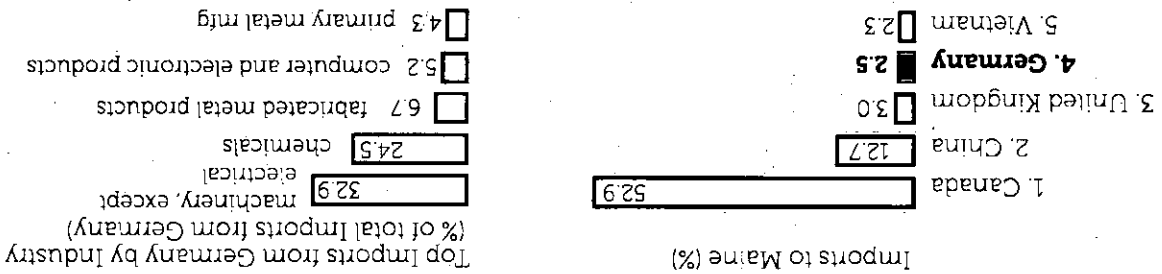
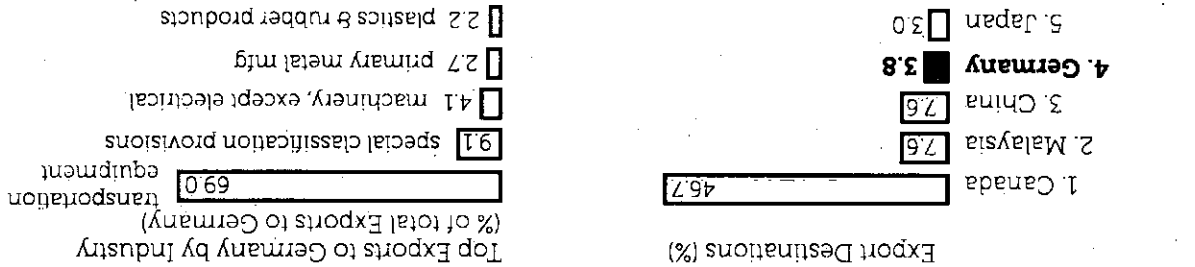


Sources: U.S. Department of Commerce (2016) - International Trade Administration, U.S. Census Bureau, Bureau of Economic Analysis

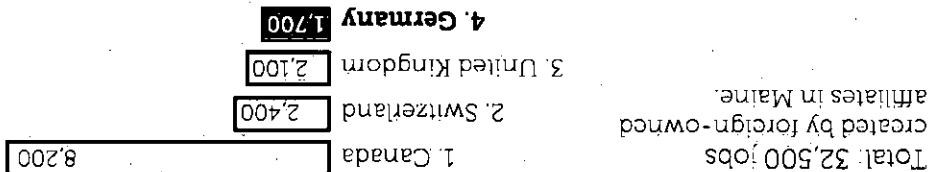
RGIT is the liaison office of the Federation of German Industries (BDI) and the Association of German Chambers of Industry and Commerce (DIHK) Research done in cooperation with the chair of Economic Geography, University Würzburg

**REPRESENTATIVE** of German Industry + Trade


Sources: U.S. Department of Commerce (2016) - International Trade Administration, U.S. Census Bureau, Bureau of Economic Analysis



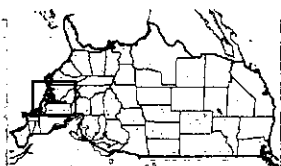
**Foreign Trade 2015**



**Employment by Foreign-Owned Affiliates 2014**

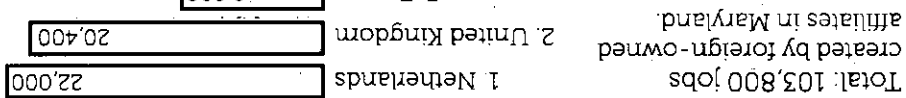


# GERMAN BUSINESS IN MARYLAND




Population  
6,003,401

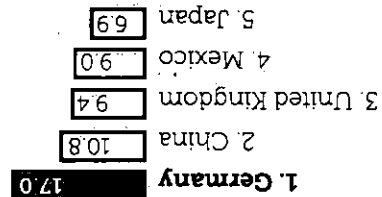
## Employment by Foreign-Owned Affiliates 2014



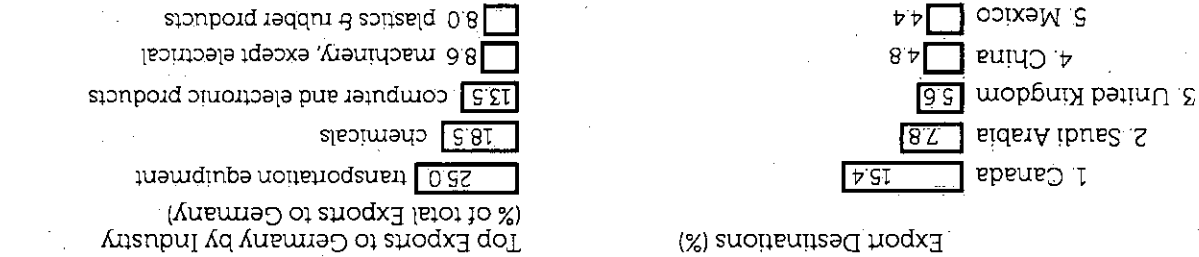
## Foreign Trade 2015



### Imports to Maryland (%)



### Export Destinations (%)

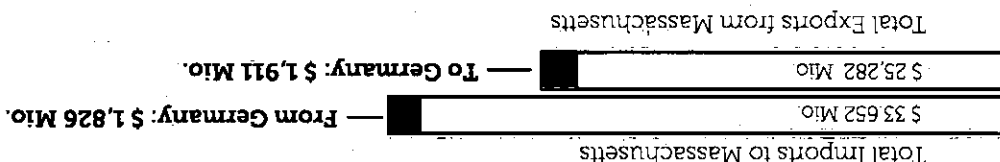
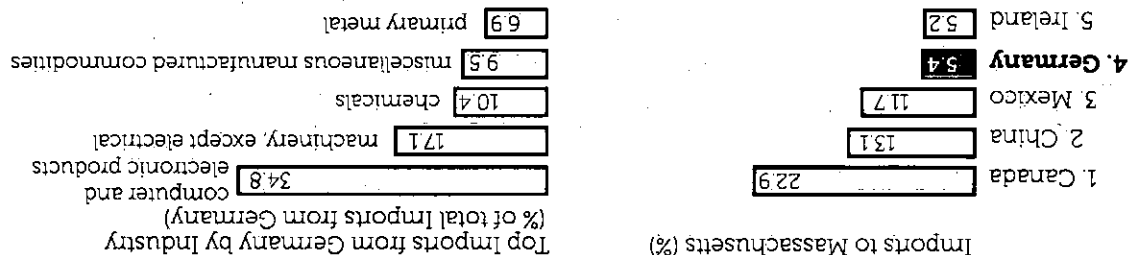
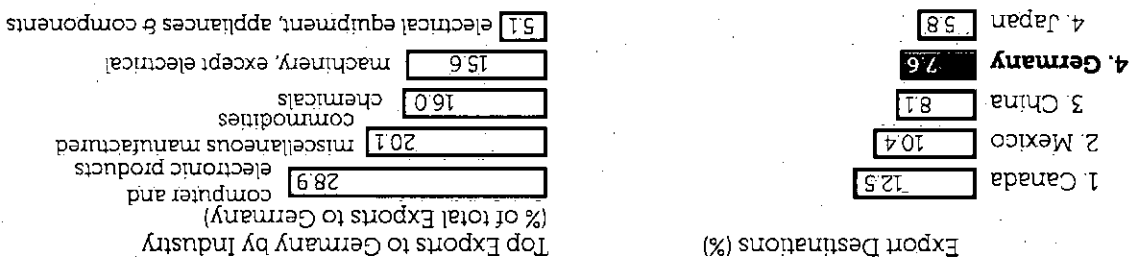


Sources: U.S. Department of Commerce (2016) - International Trade Administration, U.S. Census Bureau, Bureau of Economic Analysis

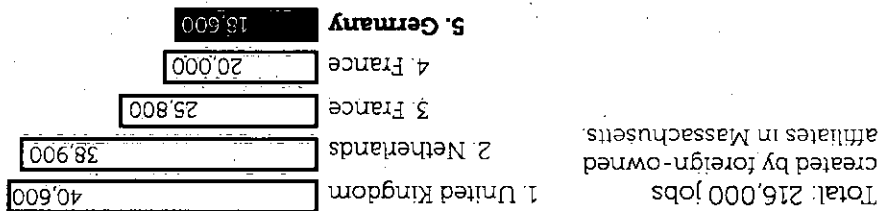
RGIT is the liaison office of the Federation of German Industries (BDI) and the Association of German Chambers of Industry and Commerce (DIHK) Research done in cooperation with the chair of Economic Geography, University Würzburg

**REPRESENTATIVE** of German Industry + Trade

Sources: U.S. Department of Commerce (2016) - International Trade Administration, U.S. Census Bureau, Bureau of Economic Analysis



**Foreign Trade 2015**

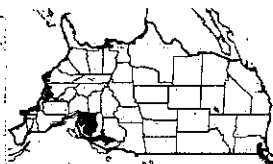


**Employment by Foreign-Owned Affiliates 2014**

**GERMAN BUSINESS IN MASSACHUSETTS**


Population: 6,794,421

# GERMAN BUSINESS IN MICHIGAN




Population  
9,522,576

## Employment by Foreign-Owned Affiliates 2014

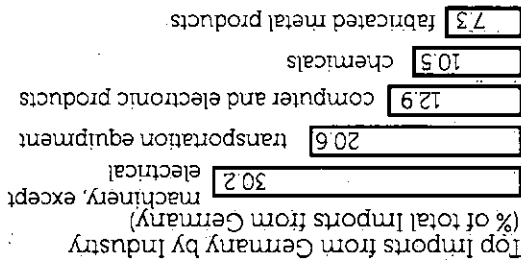
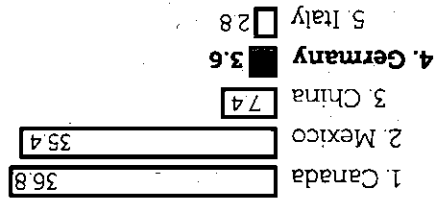


Total: 217,100 jobs  
created by foreign-owned  
affiliates in Michigan.

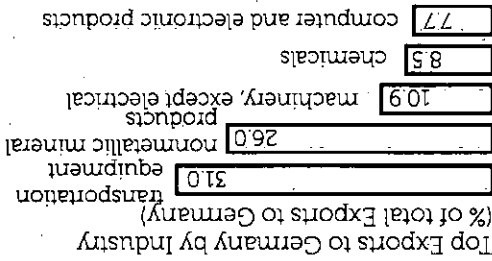
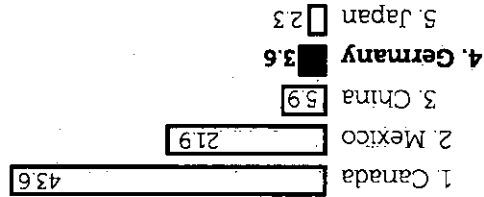
## Foreign Trade 2015



### Imports to Michigan (%)



### Export Destinations (%)



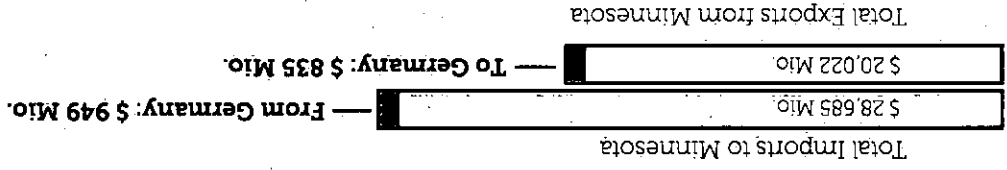
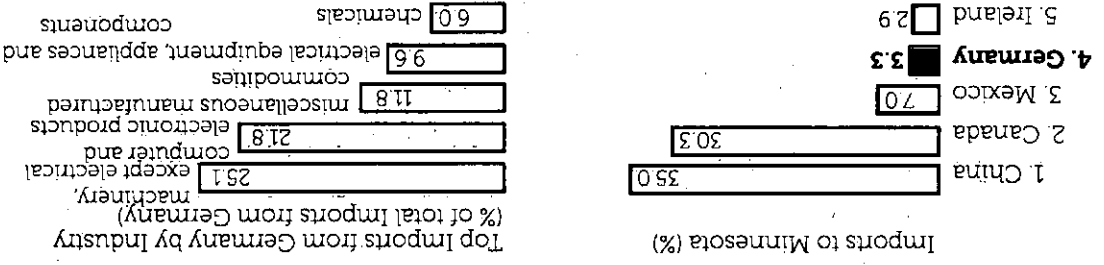
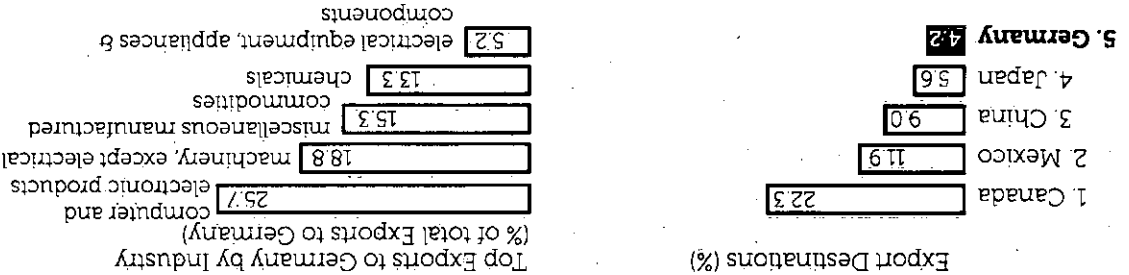
Sources: U.S. Department of Commerce (2016) - International Trade Administration, U.S. Census Bureau, Bureau of Economic Analysis

RGIT is the liaison office of the Federation of German Industries (BDI) and the Association of German Chambers of Industry and Commerce (DIHK). Research done in cooperation with the chair of Economic Geography, University Würzburg.

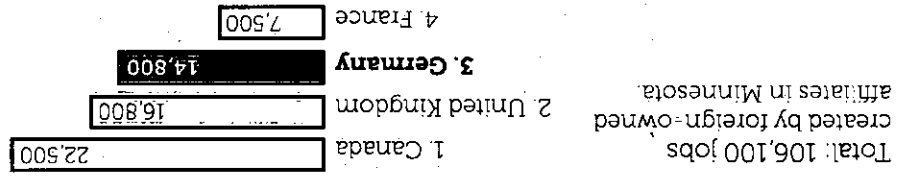


**R I T**  
**REPRESENTATIVE** of German Industry + Trade  
 BDI  
 RGT is the liaison office of the Federation of German Industries (BDI) and the Association of German Chambers of Industry and Commerce (DIHK). Research done in cooperation with the chair of Economic Geography, University Würzburg

Sources: U.S. Department of Commerce (2016) - International Trade Administration, U.S. Census Bureau, Bureau of Economic Analysis



**Foreign Trade 2015**

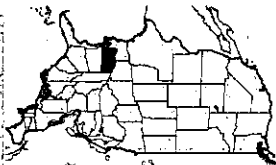


**Employment by Foreign-Owned Affiliates 2014**

**GERMAN BUSINESS IN MINNESOTA**

Population: 5,489,194

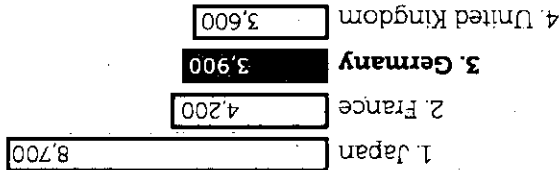
# GERMAN BUSINESS IN MISSISSIPPI




Population  
2,992,333

## Employment by Foreign-Owned Affiliates 2014

Total: 34,000 jobs created by foreign-owned affiliates in Mississippi.

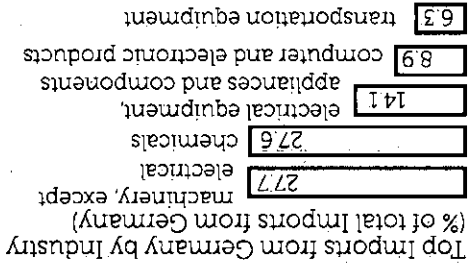


## Foreign Trade 2015

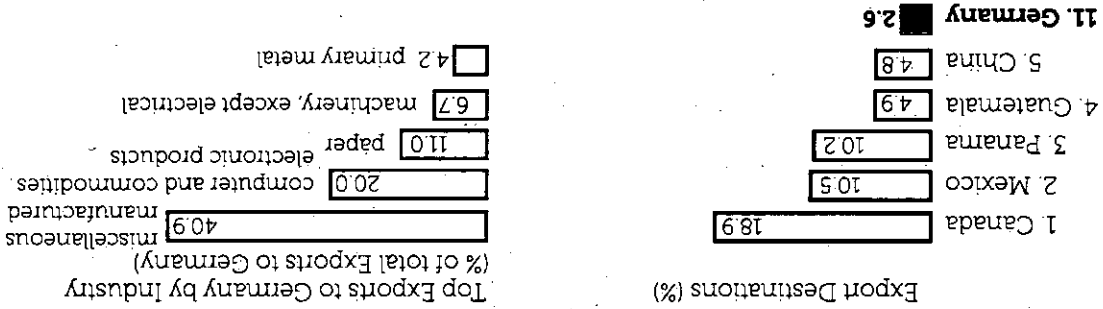


Total Exports from Mississippi

Imports to Mississippi (%)



Export Destinations (%)

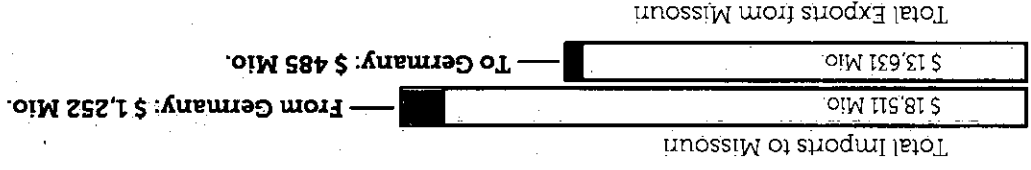
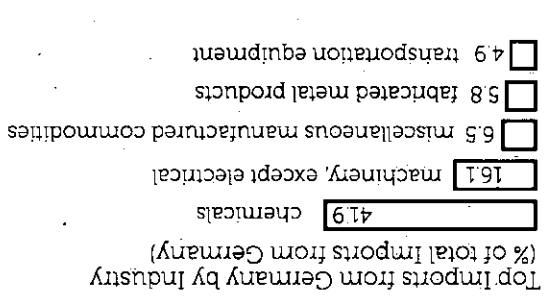
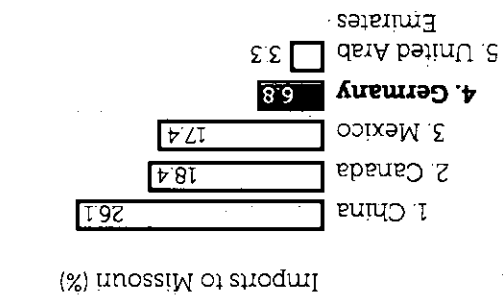
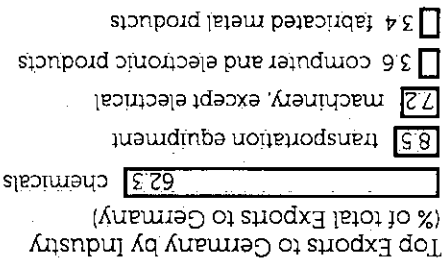
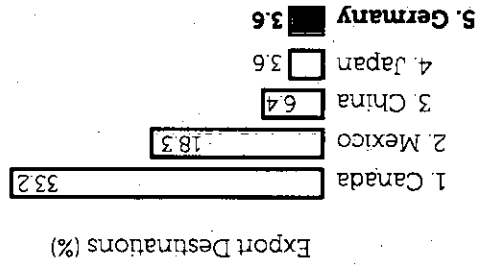


Sources: U.S. Department of Commerce (2016) - International Trade Administration, U.S. Census Bureau, Bureau of Economic Analysis

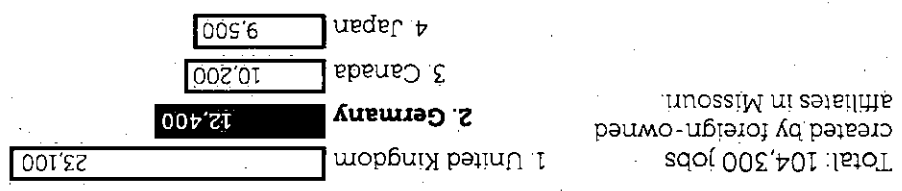
RGIT is the liaison office of the Federation of German Industries (FDI) and the Association of German Chambers of Industry and Commerce (DIHK). Research done in cooperation with the chair of Economic Geography, University Würzburg.

**R** **G** **I** **T**  
**REPRESENTATIVE** of German Industry + Trade  
**BDI**

Sources: U.S. Department of Commerce (2016) - International Trade Administration, U.S. Census Bureau, Bureau of Economic Analysis



**Foreign Trade 2015**



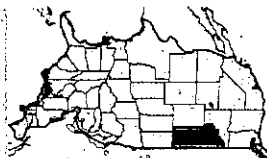
Total: 104,300 jobs created by foreign-owned affiliates in Missouri.

**Employment by Foreign-Owned Affiliates 2014**

GERMAN BUSINESS IN MISSOURI

Population: 6,067,672

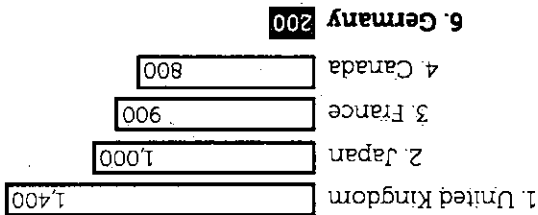
# GERMAN BUSINESS IN MONTANA



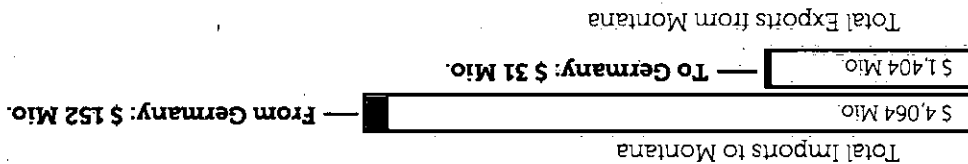
Population  
1,052,943

## Employment by Foreign-Owned Affiliates 2014

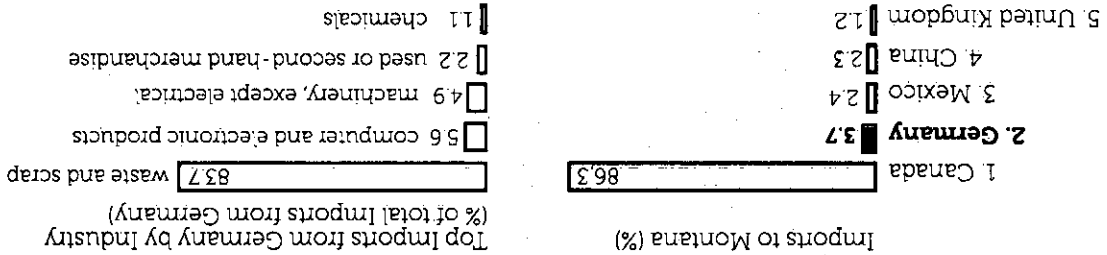
Total: 6,900 jobs created by foreign-owned affiliates in Montana.



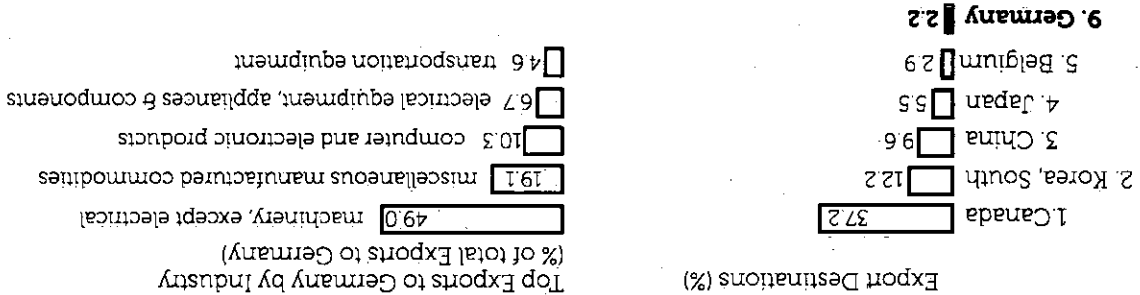
## Foreign Trade 2015



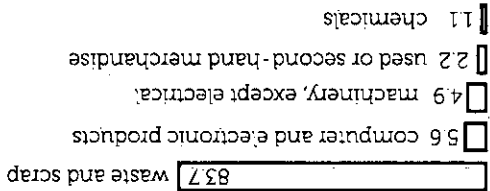
### Imports to Montana (%)



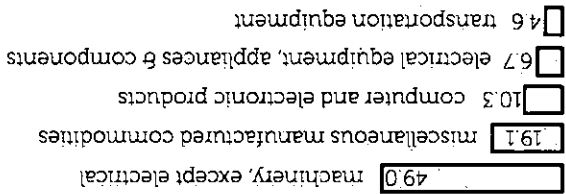
### Export Destinations (%)



### Top Imports from Germany by Industry (% of total Imports from Germany)



### Top Exports to Germany by Industry (% of total Exports to Germany)

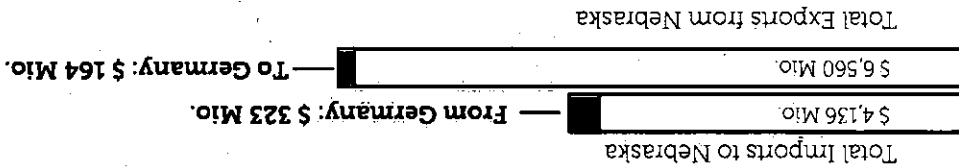
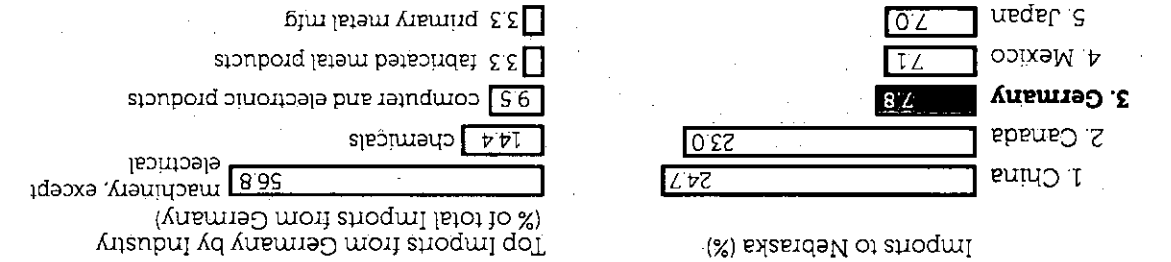
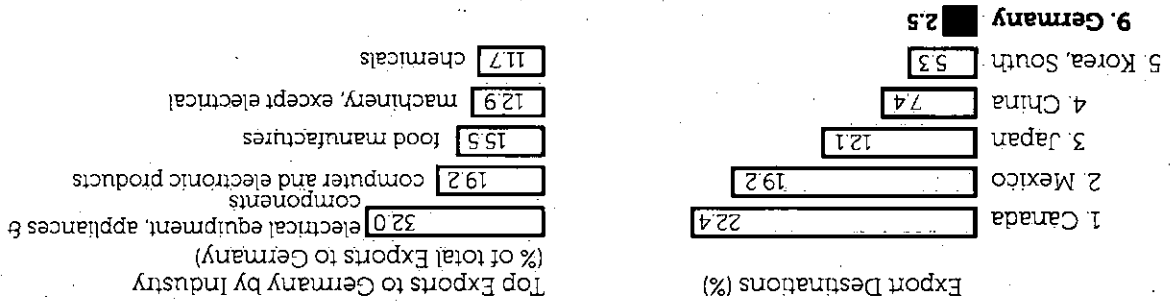


Sources: U.S. Department of Commerce (2016) - International Trade Administration, U.S. Census Bureau, Bureau of Economic Analysis

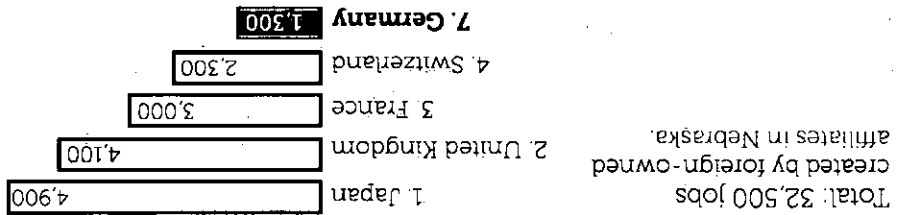
IGIT is the liaison office of the Federation of German Industries (BDI) and the Association of German Chambers of Industry and Commerce (DIHK) Research done in cooperation with the chair of Economic Geography, University Würzburg



Sources: U.S. Department of Commerce (2016) - International Trade Administration, U.S. Census Bureau, Bureau of Economic Analysis



**Foreign Trade 2015**

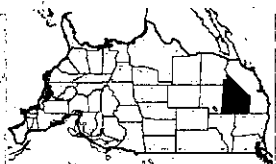


**Employment by Foreign-Owned Affiliates 2014**

GERMAN BUSINESS IN NEBRASKA

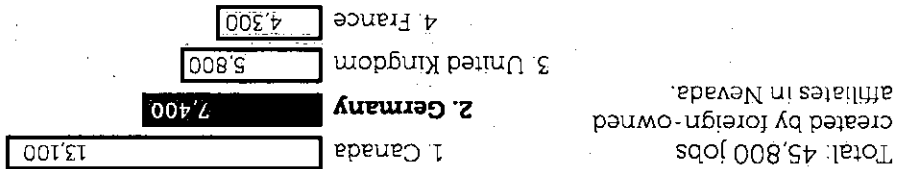
Population: 1,858,150

# GERMAN BUSINESS IN NEVADA

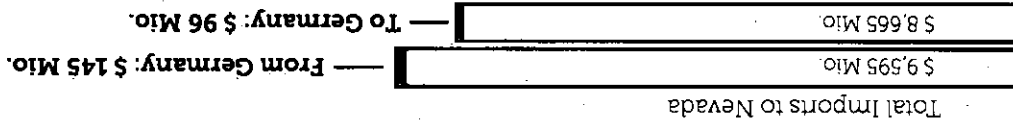


Population  
2,890,849

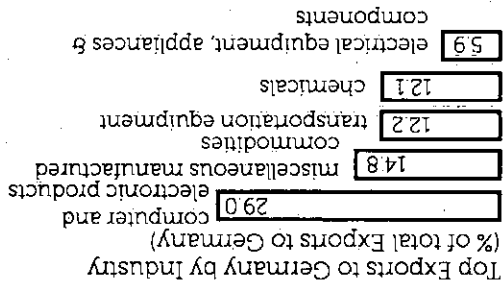
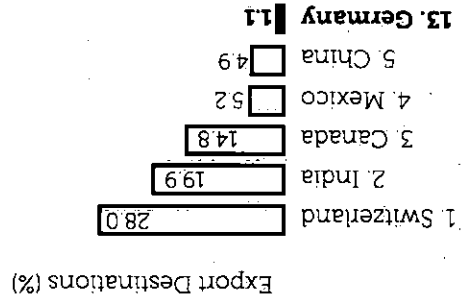
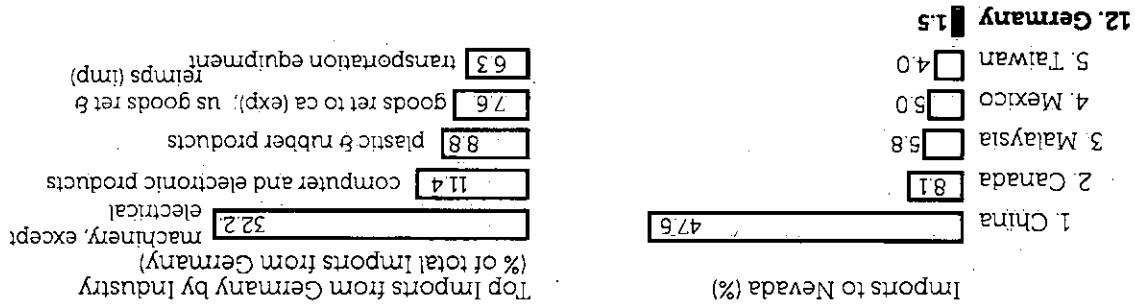
## Employment by Foreign-Owned Affiliates 2014



## Foreign Trade 2015



Total Exports from Nevada  
Imports to Nevada (%)



Sources: U.S. Department of Commerce (2016) - International Trade Administration, U.S. Census Bureau, Bureau of Economic Analysis


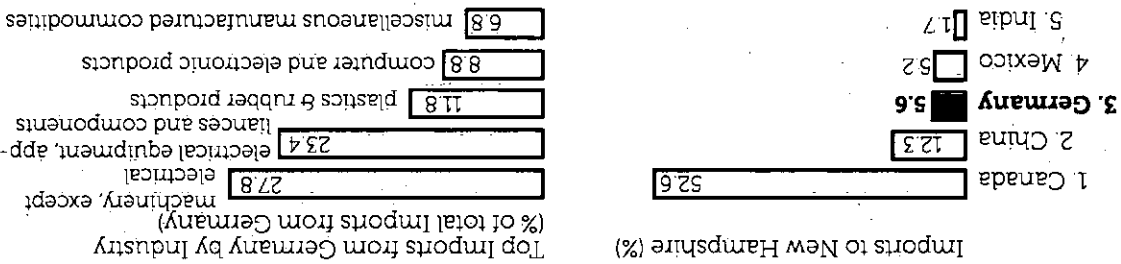
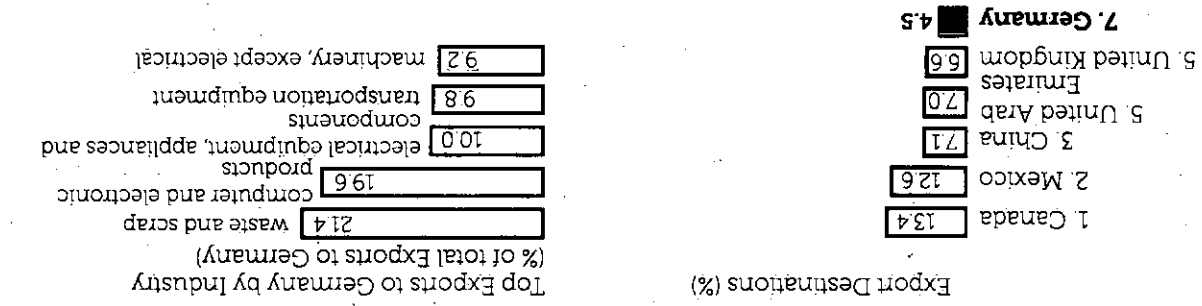
RGIT is the liaison office of the Federation of German Industries (BDI) and the Association of German Chambers of Industry and Commerce (DIHK). Research done in cooperation with the chair of Economic Geography, University Würzburg



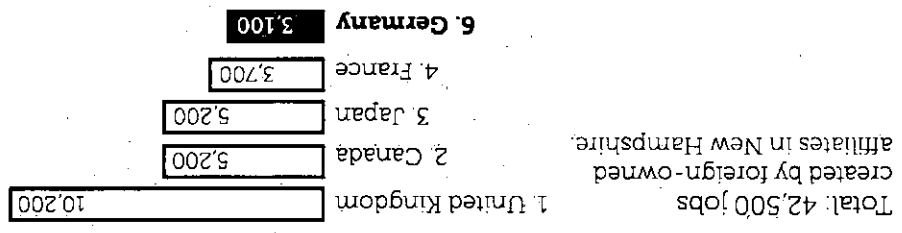
REPRESENTATIVE of German Industry + Trade

**REPRESENTATIVE** of German Industry + Trade  
 RGT is the liaison office of the Federation of German Industries (BDI) and the Association of German Chambers of Industry and Commerce (DIHK) Research done in cooperation with the chair of Economic Geography, University Wuerzburg

Sources: U.S. Department of Commerce (2016) - International Trade Administration, U.S. Census Bureau, Bureau of Economic Analysis



**Foreign Trade 2015**

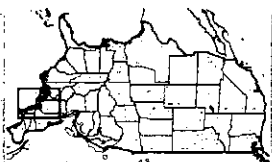


**Employment by Foreign-Owned Affiliates 2014**

1,350,608  
Foreign

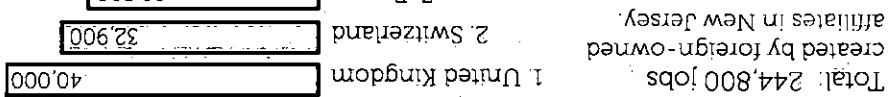
**GERMAN BUSINESS IN NEW HAMPSHIRE**

# GERMAN BUSINESS IN NEW JERSEY

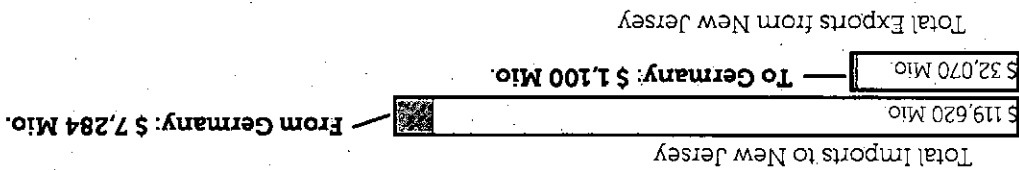


Population  
8,958,013

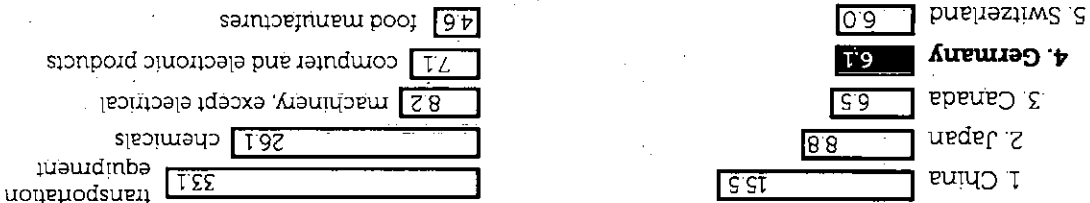
## Employment by Foreign-Owned Affiliates 2014



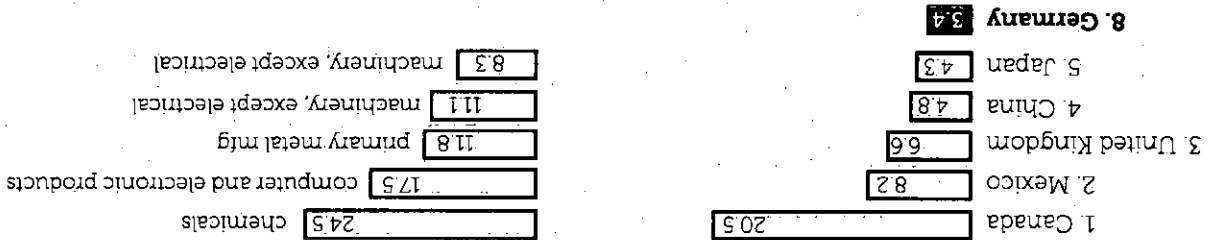
## Foreign Trade 2015



### Imports to New Jersey (%)



### Export Destinations (%)



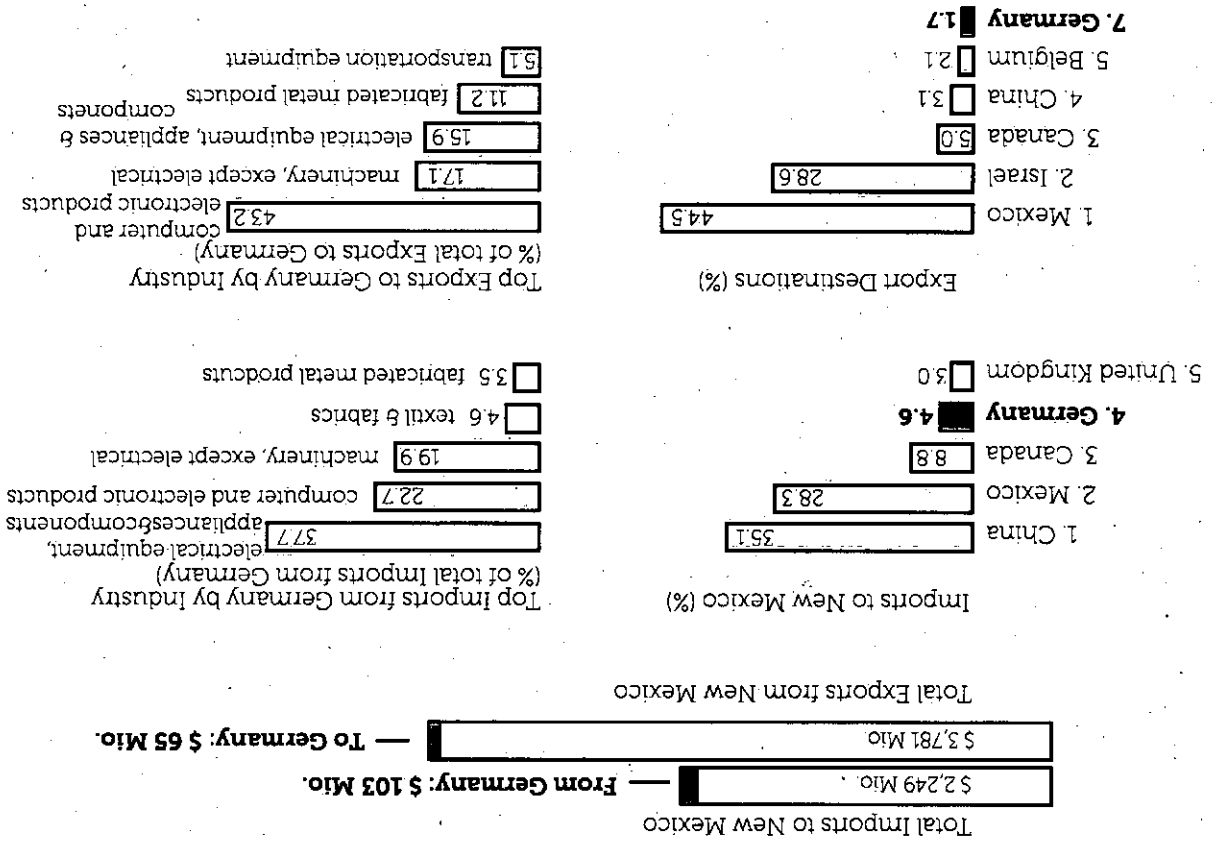
Sources: U.S. Department of Commerce (2016) - International Trade Administration, U.S. Census Bureau, Bureau of Economic Analysis

IGIT is the liaison office of the Federation of German Industries (BDI) and the Association of German Chambers of Industry and Commerce (DIHK) and Research done in cooperation with the chair of Economic Geography, University Würzburg

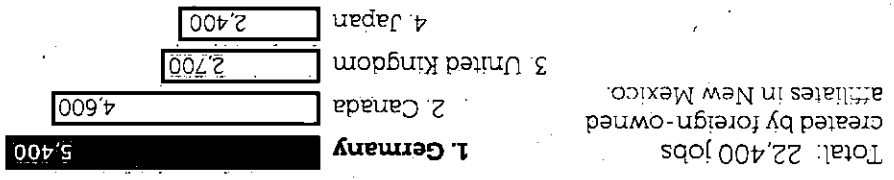


Sources: U.S. Department of Commerce (2016) - International Trade Administration, U.S. Census Bureau, Bureau of Economic Analysis

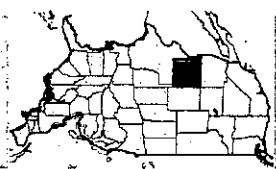
**Foreign Trade 2015**



**Employment by Foreign-Owned Affiliates 2014**

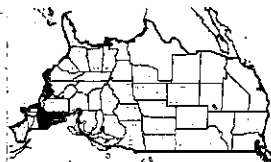


**GERMAN BUSINESS IN NEW MEXICO**



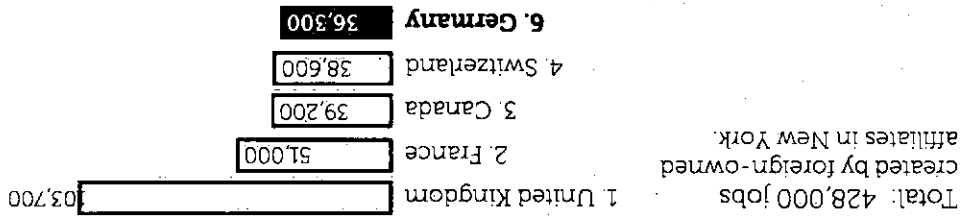
Population: 2,085,109

GERMAN BUSINESS IN NEW YORK




February 15, 2018

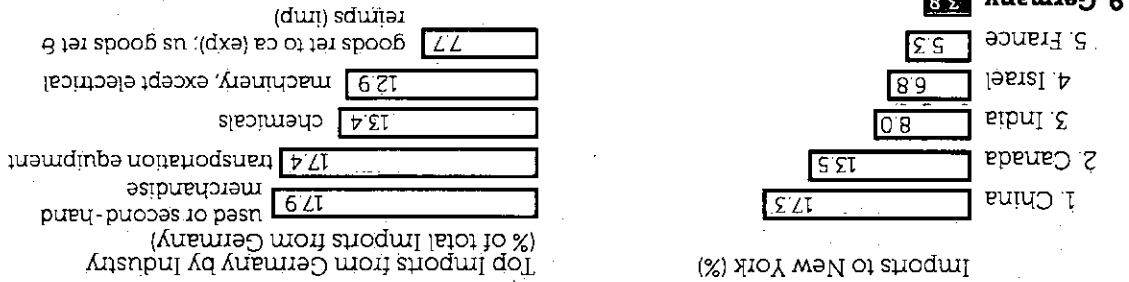
Employment by Foreign-Owned Affiliates 2014



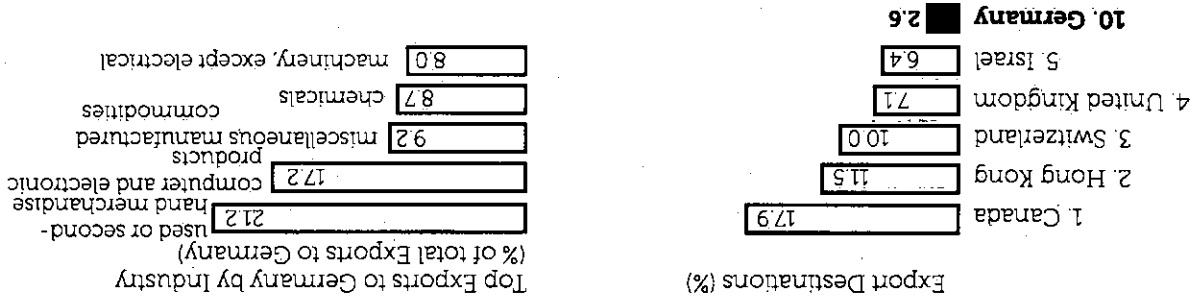
Foreign Trade 2015



Imports to New York (%)



Export Destinations (%)



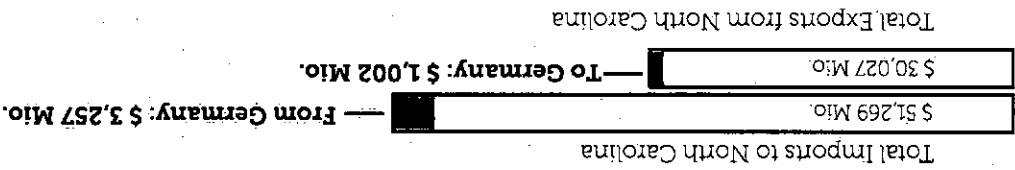
Sources: U.S. Department of Commerce (2016) - International Trade Administration, U.S. Census Bureau, Bureau of Economic Analysis

RGIT is the liaison office of the Federation of German Industries (BDI) and the Association of German Chambers of Industry and Commerce (DIHK) and Research done in cooperation with the chair of Economic Geography, University Würzburg

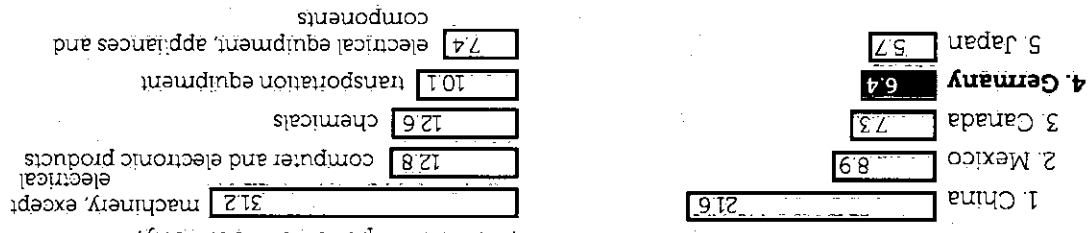
**R** **G** **I** **T** **R** **E** **P** **R** **E** **S** **E** **N** **T** **A** **T** **I** **V** **E** **B** **D** **I** **D** **I** **H** **K** **F** **E** **D** **E** **R** **A** **T** **I** **O** **N** **O** **F** **G** **E** **R** **M** **A** **N** **D** **I** **N** **D** **U** **S** **T** **R** **A** **D** **E** **E** **R** **E** **+** **T** **R** **A** **D** **E**

Sources: U.S. Department of Commerce (2016) - International Trade Administration, U.S. Census Bureau, Bureau of Economic Analysis

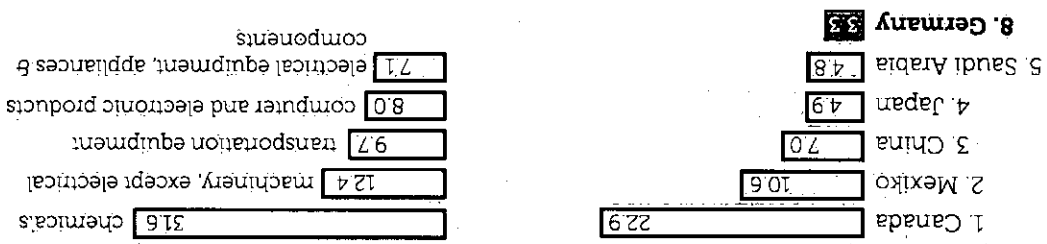
**Foreign Trade 2015**



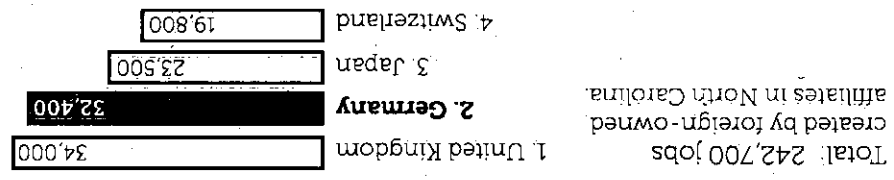
**Imports to North Carolina (%)**



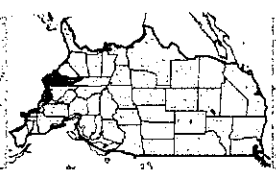
**Export Destinations (%)**



**Employment by Foreign-Owned Affiliates 2014**

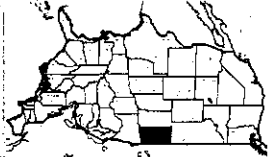


created by foreign-owned affiliates in North Carolina



Foreign Office  
 03448/050

GERMAN BUSINESS IN NORTH DAKOTA




Population 186,927

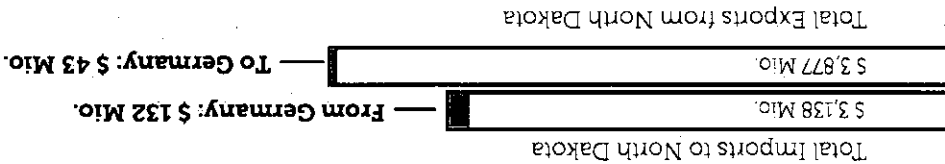
GERMAN BUSINESS IN NORTH DAKOTA

### Employment by Foreign-Owned Affiliates 2014

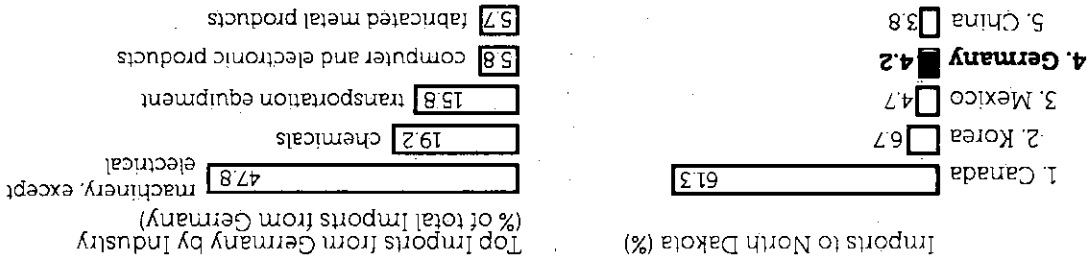
Total: 13,400 jobs created by foreign-owned affiliates in North Dakota



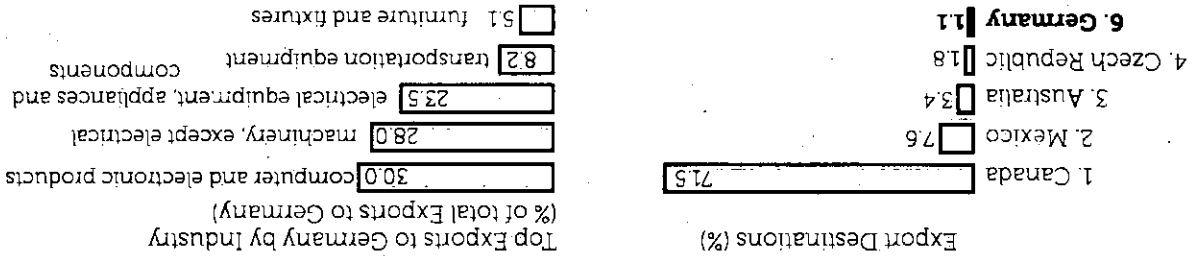
### Foreign Trade 2015



#### Imports to North Dakota (%)



#### Export Destinations (%)

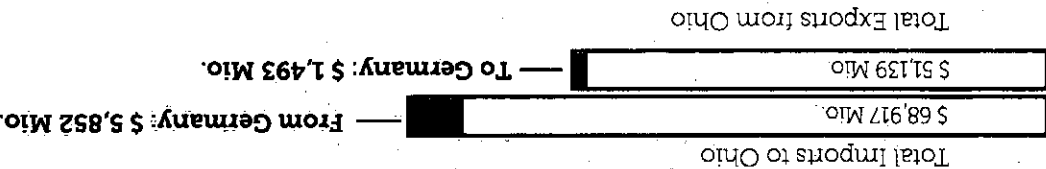
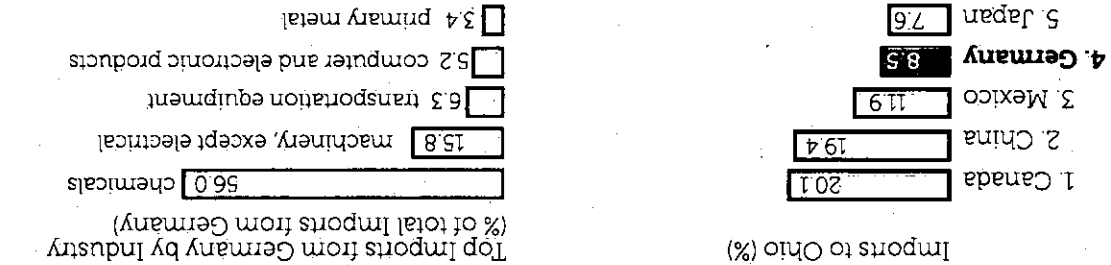
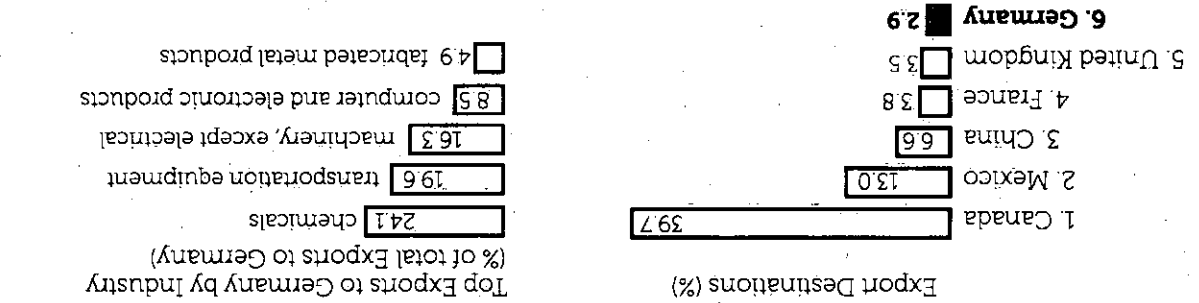


Sources: U.S. Department of Commerce (2016) - International Trade Administration, U.S. Census Bureau, Bureau of Economic Analysis

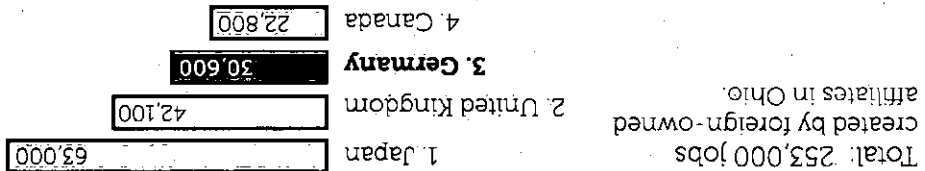
RGIT is the liaison office of the Federation of German Industries (BDI) and the Association of German Chambers of Industry and Commerce (DIHK). Research done in cooperation with the chair of Economic Geography, University Würzburg.

**R G** **I T**  
**REPRESENTATIVE** of German Industry + Trade  
 BDI PHK

Sources: U.S. Department of Commerce (2016) - International Trade Administration, U.S. Census Bureau, Bureau of Economic Analysis



**Foreign Trade 2015**

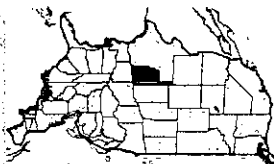


**Employment by Foreign-Owned Affiliates 2014**

Population: 1,613,423

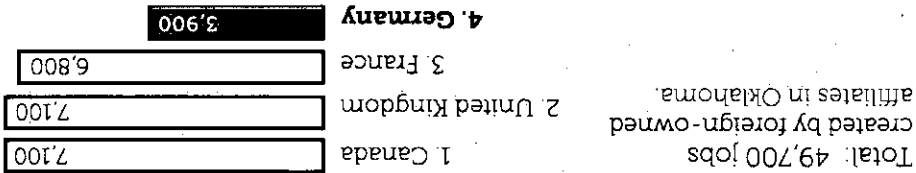
**OHIO**  
GERMAN BUSINESS INC.

# GERMAN BUSINESS IN OKLAHOMA




POPULATION  
2,913,868

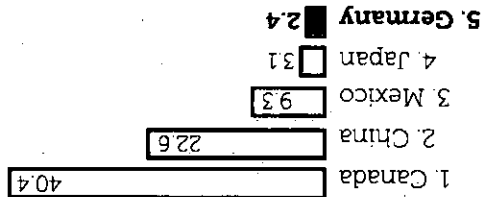
## Employment by Foreign-Owned Affiliates 2014



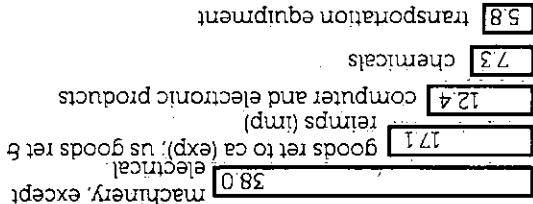
## Foreign Trade 2015



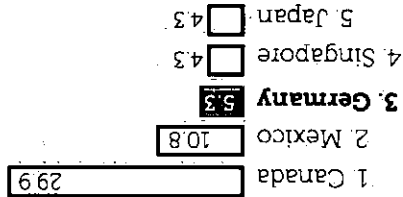
### Imports to Oklahoma (%)



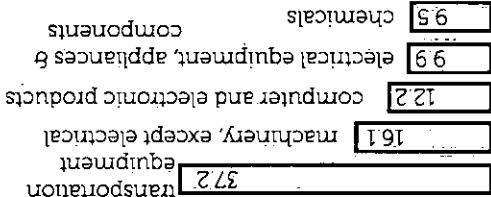
### Top Imports from Germany by Industry (% of total imports from Germany)



### Export Destinations (%)



### Top Exports to Germany by Industry (% of total Exports to Germany)

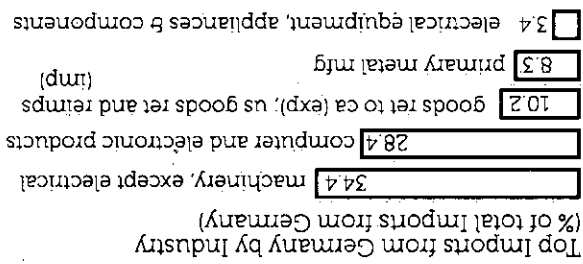
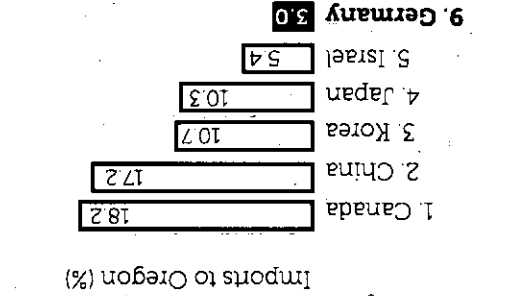
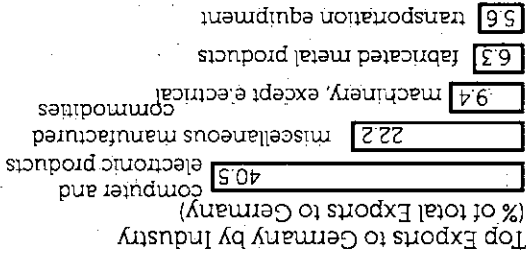
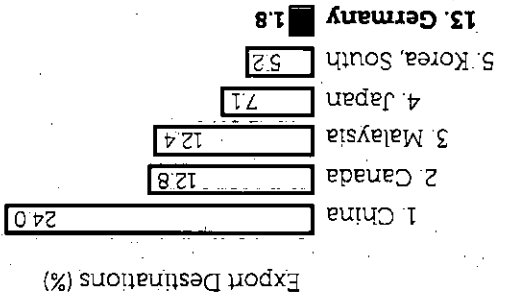


Sources: U.S. Department of Commerce (2016) - International Trade Administration, U.S. Census Bureau, Bureau of Economic Analysis

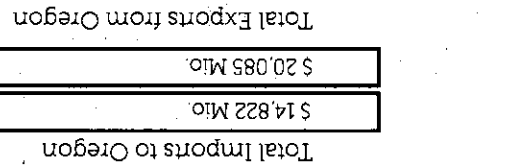
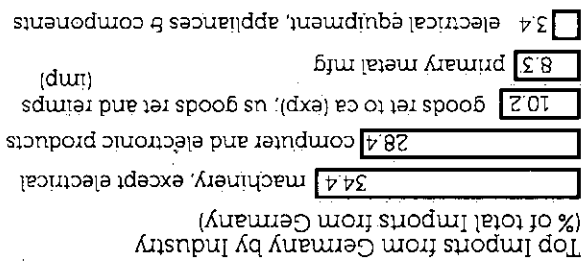
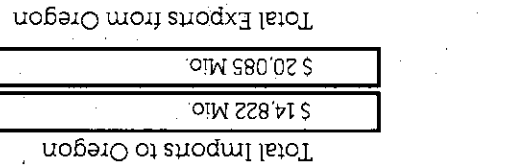
IGIT is the liaison office of the Federation of German Industries (BDI) and the Association of German Chambers of Industry and Commerce (DIHK). Research done in cooperation with the chair of Economic Geography, University Würzburg

**REPRESENTATIVE** of German Industry + Trade  
 BDI DIHK

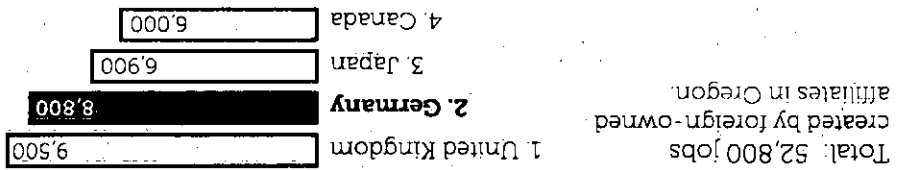
Sources: U.S. Department of Commerce (2016) - International Trade Administration, U.S. Census Bureau, Bureau of Economic Analysis



**Foreign Trade 2015**

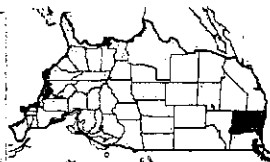


**Employment by Foreign-Owned Affiliates 2014**



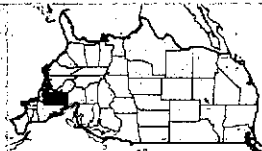
Total: 52,800 jobs created by foreign-owned affiliates in Oregon.

GERMAN BUSINESS IN OREGON



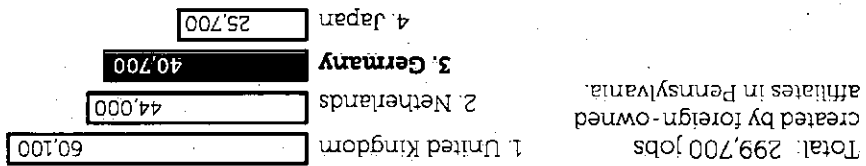
REGISTRATION 4388977

Population: 12,802,503




GERMAN BUSINESS IN PENNSYLVANIA

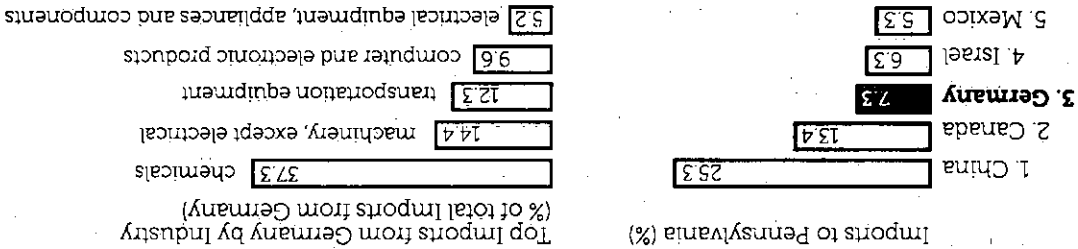
Employment by Foreign-Owned Affiliates 2014



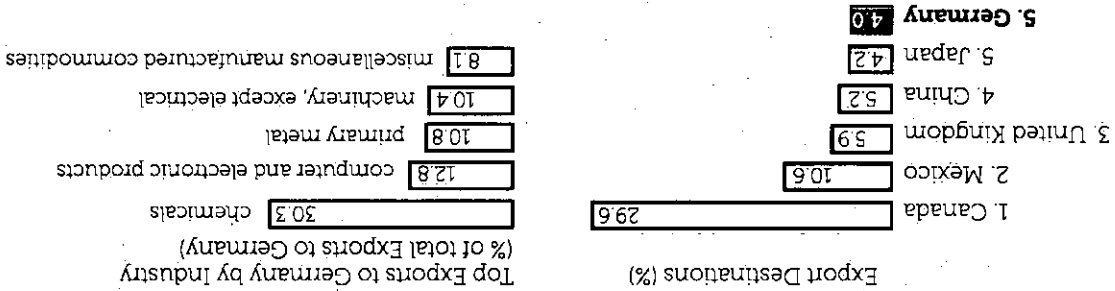
Foreign Trade 2015



Imports to Pennsylvania (%)



Export Destinations (%)


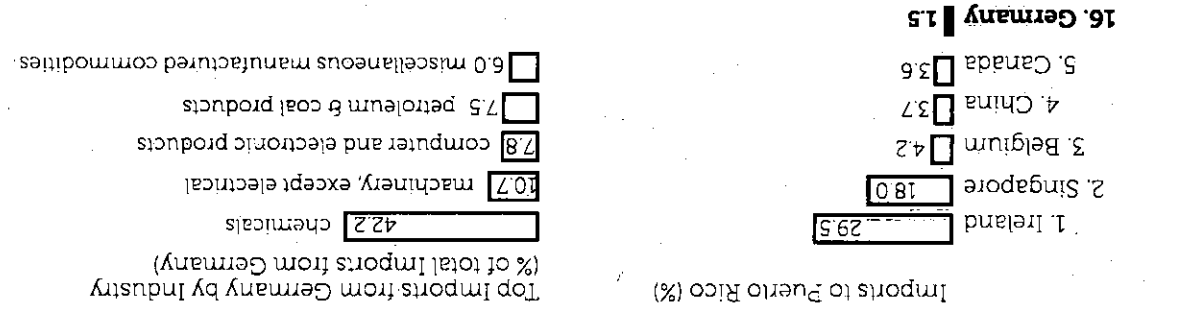
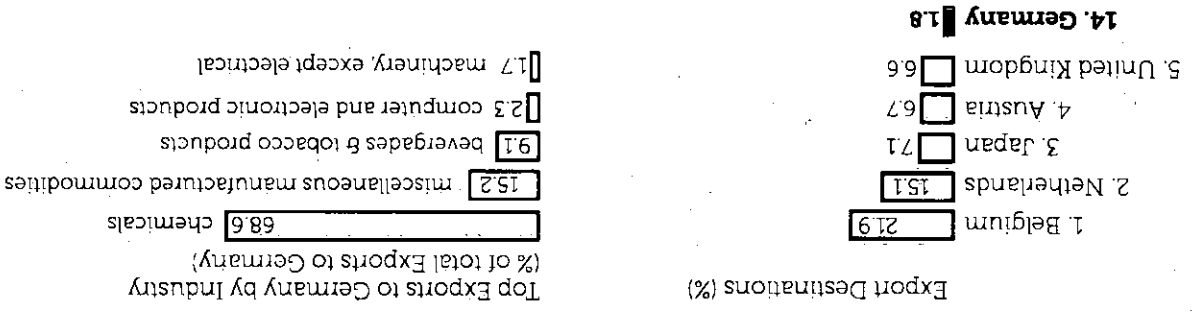


Sources: U.S. Department of Commerce (2016) - International Trade Administration, U.S. Census Bureau, Bureau of Economic Analysis

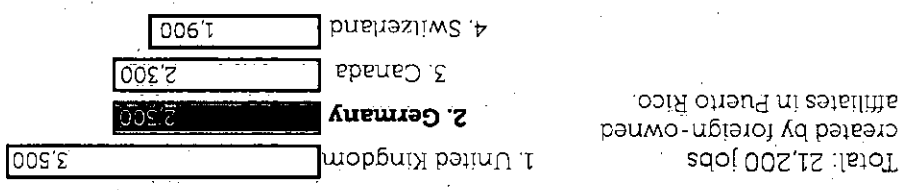
RGIT is the liaison office of the Federation of German Industries (BDI) and the Association of German Chambers of Industry and Commerce (DIHK) and research done in cooperation with the chair of Economic Geography, University Würzburg

**R G** **I T** **REPRESENTATIVE** of German Industry + Trade **BDI**

Sources: U.S. Department of Commerce (2016) - International Trade Administration, U.S. Census Bureau, Bureau of Economic Analysis

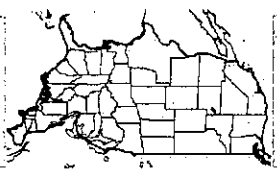


**Foreign Trade 2015**



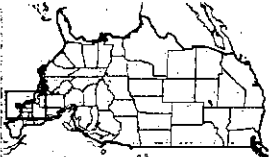
**Employment by Foreign-Owned Affiliates 2014**

GERMAN BUSINESS IN PUEBLO RICO



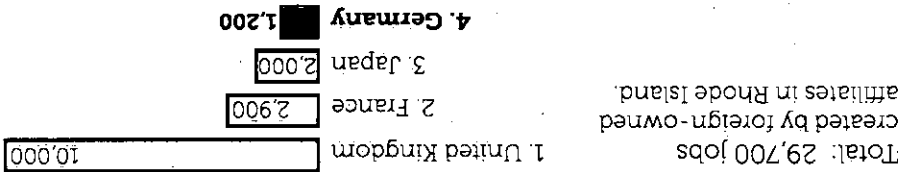
Registrars: 3,774,162

Population 1,056,298




GERMAN BUSINESS IN  
RHODE ISLAND

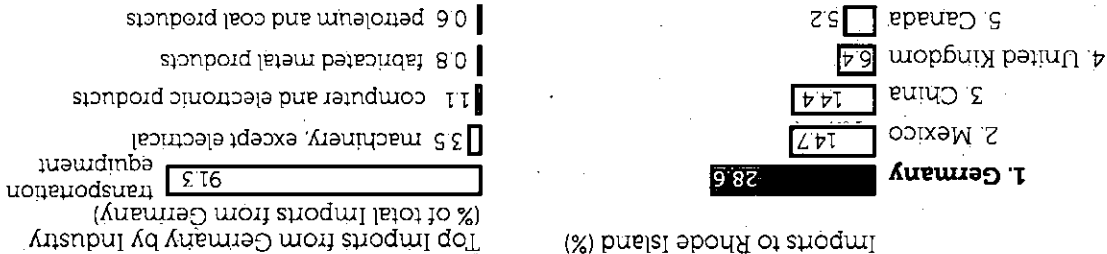
### Employment by Foreign-Owned Affiliates 2014



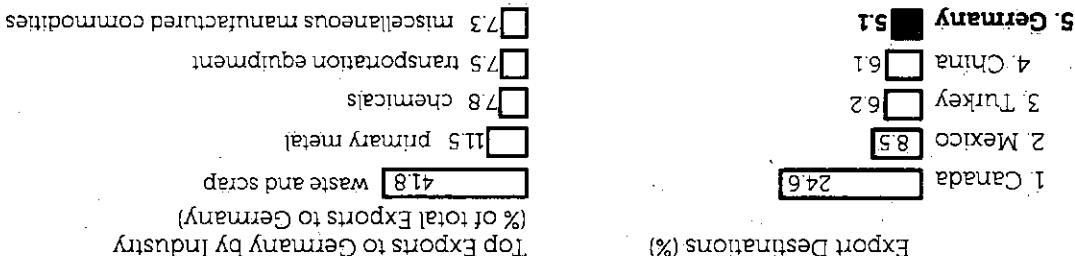
### Foreign Trade 2015



#### Imports to Rhode Island (%)




#### Export Destinations (%)



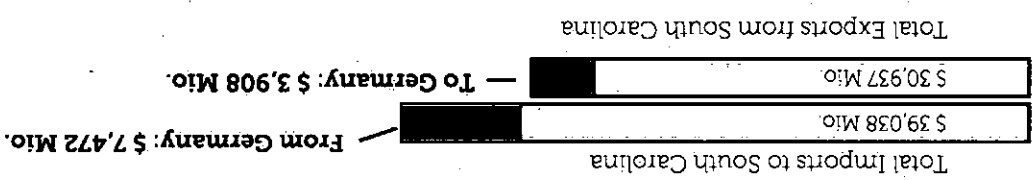
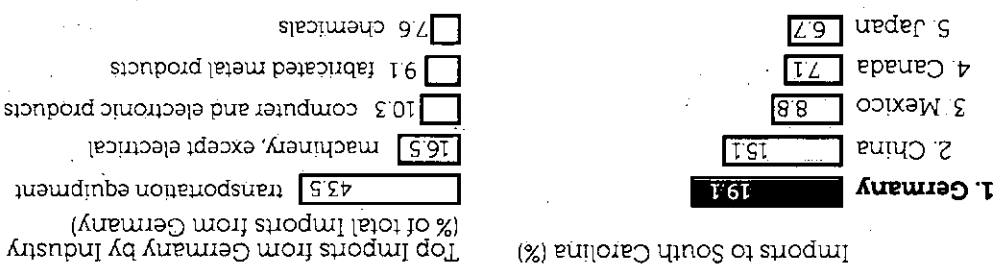
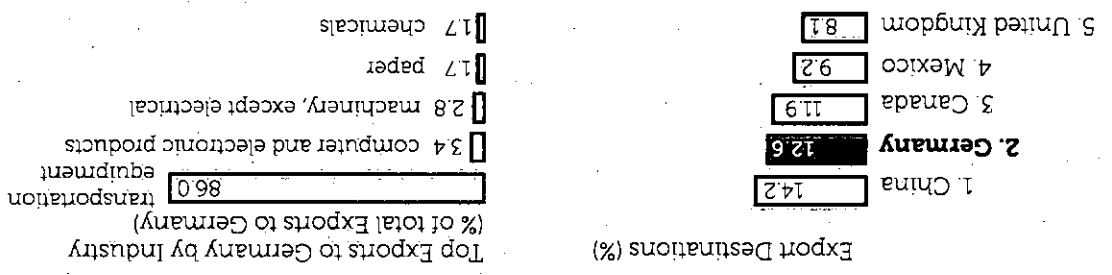
Sources: U.S. Department of Commerce (2016) - International Trade Administration, U.S. Census Bureau, Bureau of Economic Analysis

IGTT is the liaison office of the Federation of German Industries (BDI) and the Association of German Chambers of Industry and Commerce (DIHK). Research done in cooperation with the chair of Economic Geography, University Würzburg.

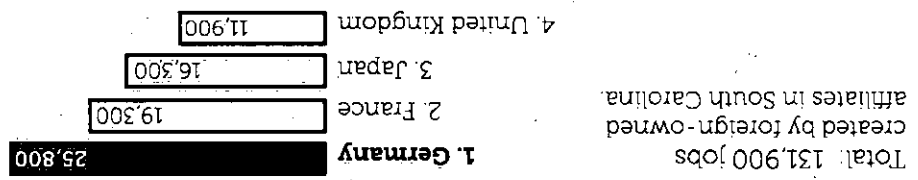


**R G** **REPRESENTATIVE** **IT** of German Industry + Trade  
 BDI is the liaison office of the Federation of German Industries (BDI) and the Association of German Chambers of Industry and Commerce (DIHK) Research done in cooperation with the chair of Economic Geography, University Würzburg

Sources: U.S. Department of Commerce (2016) - International Trade Administration, U.S. Census Bureau, Bureau of Economic Analysis




**Foreign Trade 2015**



**Employment by Foreign-Owned Affiliates 2014**

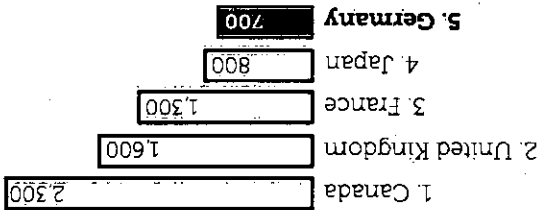
GERMAN BUSINESS IN SOUTH CAROLINA

Population 4,894,146

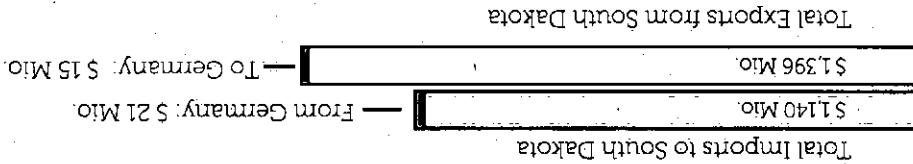


**Employment by Foreign-Owned Affiliates 2014**

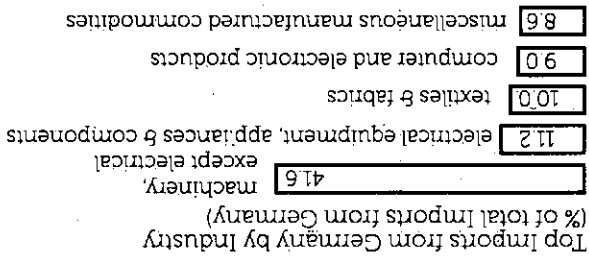
Total: 13,000 jobs created by foreign-owned affiliates in South Dakota



**Foreign Trade 2015**

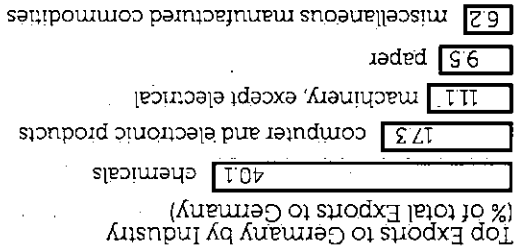


**Imports to South Dakota (%)**



**7. Germany 1.9**


**Export Destinations (%)**




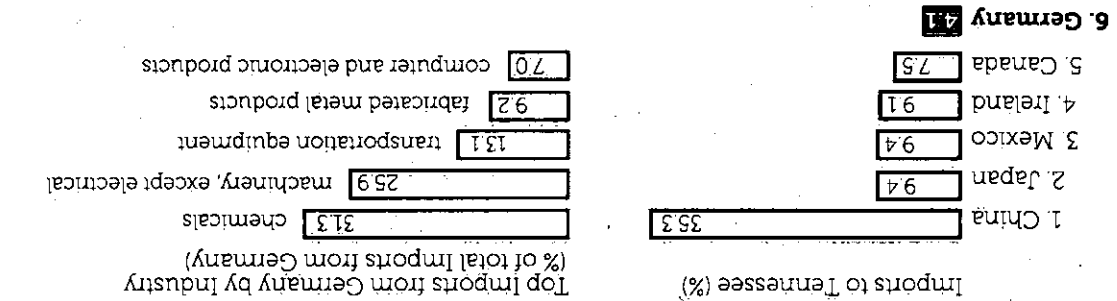
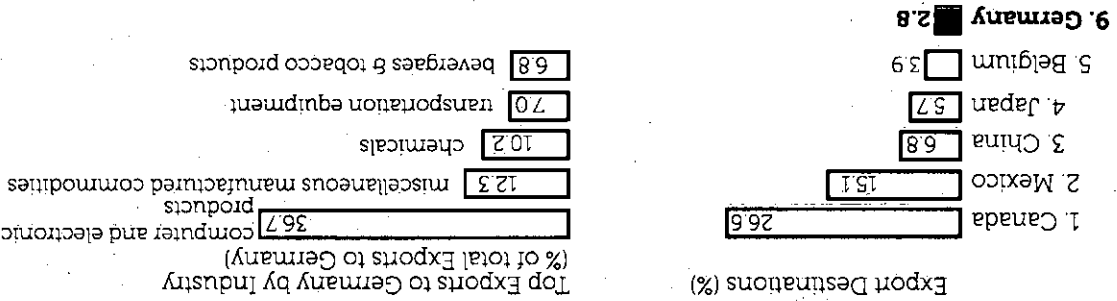
**9. Germany 1.1**

Sources: U.S. Department of Commerce (2016) - International Trade Administration, U.S. Census Bureau, Bureau of Economic Analysis

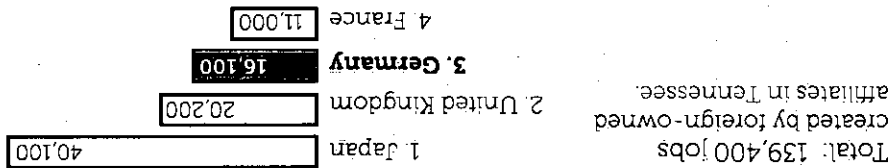
RGIT is the liaison office of the Federation of German Industries (BDI) and the Association of German Chambers of Industry and Commerce (DIHK). Research done in cooperation with the chair of Economic Geography, University Würzburg.



Sources: U.S. Department of Commerce (2016) - International Trade Administration, U.S. Census Bureau, Bureau of Economic Analysis



**Foreign Trade 2015**

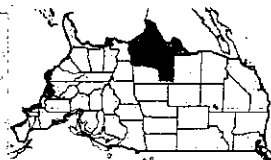


**Employment by Foreign-Owned Affiliates 2014**

**GERMAN BUSINESS IN TENNESSEE**

Population: 6,600,299

# GERMAN BUSINESS IN TEXAS



Population  
27,463,114

## Employment by Foreign-Owned Affiliates 2014

Total: 544,800 jobs created by foreign-owned affiliates in Texas

1. United Kingdom	107,200
2. Japan	47,900
3. France	46,000
4. Canada	45,100
5. Germany	43,000

## Foreign Trade 2015

Total Imports to Texas	\$ 252,144 Mio.
From Germany: \$ 8,532 Mio.	
Total Exports from Texas	\$ 248,175 Mio.
To Germany: \$ 3,285 Mio.	

Total Exports from Texas

Imports to Texas (%)

### 5. Germany 3.4

1. Mexico	33.3
2. China	16.3
3. Canada	6.3
4. Korea	4.1

Export Destinations (%)

### 14. Germany 1.3

1. Mexico	37.3
2. Canada	10.3
3. China	4.6
4. Korea	3.3
5. Brazil	2.9

Top Imports from Germany by Industry (% of total imports from Germany)

transportation equipment	45.5
machinery, except electrical	15.2
chemicals	8.8
computer and electronic products	7.9
primary metal	7.2

Top Exports to Germany by Industry (% of total Exports to Germany)

chemicals	27.7
computer and electronic products	20.6
transportation equipment	18.5
machinery, except electrical	10.3
electrical equipment, appliances and components	5.9

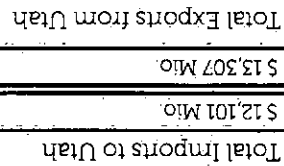
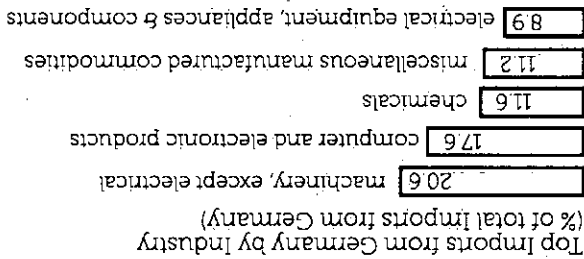
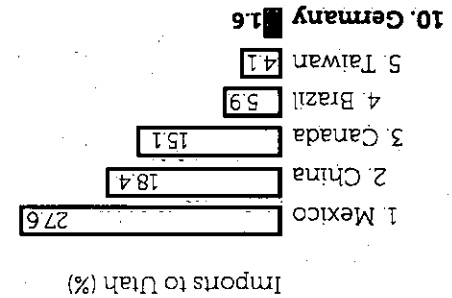
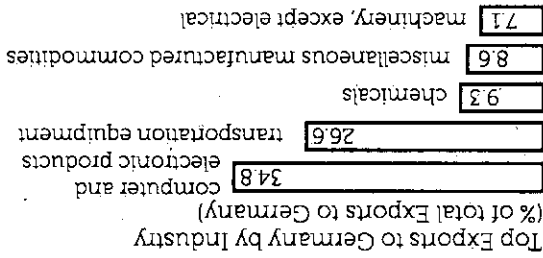
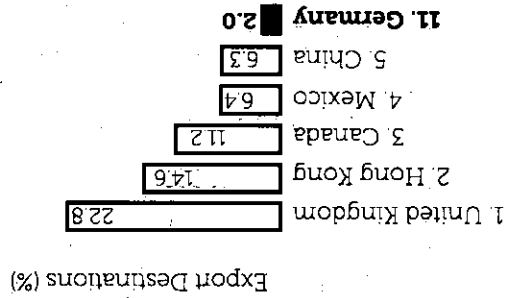
Sources: U.S. Department of Commerce (2016) - International Trade Administration, U.S. Census Bureau, Bureau of Economic Analysis

RGIT is the liaison office of the Federation of German Industries (BDI) and the Association of German Chambers of Industry and Commerce (DIHK) Research done in cooperation with the chair of Economic Geography, University Würzburg



**R G I T**  
**REPRESENTATIVE** of German Industry + Trade  
 BDI  
 RGIT is the liaison office of the Federation of German Industries (BDI) and the Association of German Chambers of Industry and Commerce (DIHK) and Research done in cooperation with the chair of Economic Geography, University Würzburg


Sources: U.S. Department of Commerce (2016) - International Trade Administration, U.S. Census Bureau, Bureau of Economic Analysis



From Germany: \$189 Mio.  
 To Germany: \$266 Mio.

**Foreign Trade 2015**

Total: 38,000 jobs created by foreign-owned affiliates in Utah



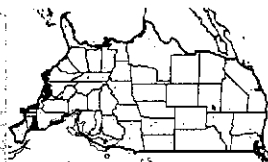
**Employment by Foreign-Owned Affiliates 2014**

GERMAN BUSINESS IN UTAH



Population 2,993,915

# GERMAN BUSINESS IN VERMONT



Population 629,642

## Employment by Foreign-Owned Affiliates 2014

1. Canada	2,200
2. United Kingdom	1,400
3. France	1,200
4. Switzerland	1,200
7. Germany	600
<b>Total</b>	<b>11,600 jobs</b>

created by foreign-owned affiliates in Vermont

## Foreign Trade 2015

Total Imports to Vermont	\$ 4,063 Mio.
From Germany: \$ 52 Mio.	
Total Exports from Vermont	\$ 3,182 Mio.
To Germany: \$ 60 Mio.	

Total Exports from Vermont

Imports to Vermont (%)

1. Canada	71.8
2. China	6.5
3. Vietnam	1.8
4. United Kingdom	1.6
5. India	1.6
10. Germany	1.3

Top Imports from Germany by Industry (% of total Imports from Germany)

machinery, except electrical	38.2
computer and electronic products	15.4
chemicals	6.3
goods ret to ea (exp); us goods ret & reimps (imp)	6.2
electrical equipment, appliances & components	5.2

Export Destinations (%)

1. Canada	36.8
2. Hong Kong	9.5
3. Malaysia	7.3
4. China	6.9
5. Mexico	6.7
13. Germany	1.9

Top Exports to Germany by Industry (% of total Exports to Germany)

computer and electronic products	53.0
machinery, except electrical	17.9
miscellaneous manufactured commodities	13.3
transportation equipment	6.4
primary metal	1.8

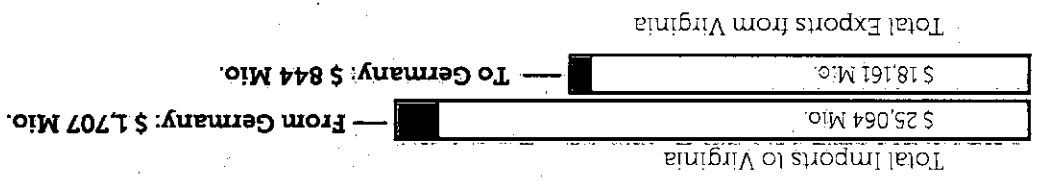
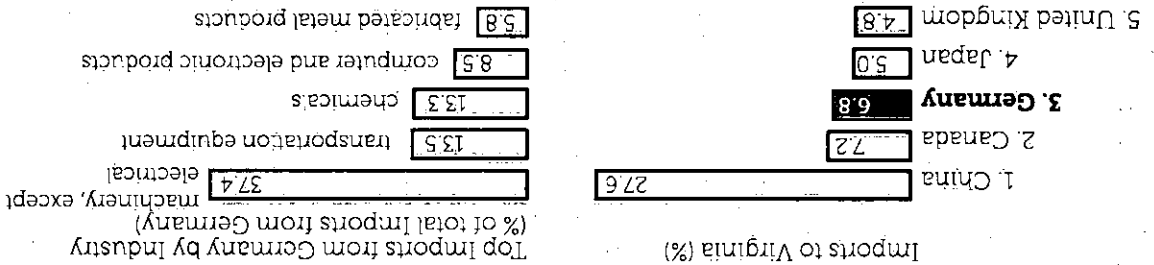
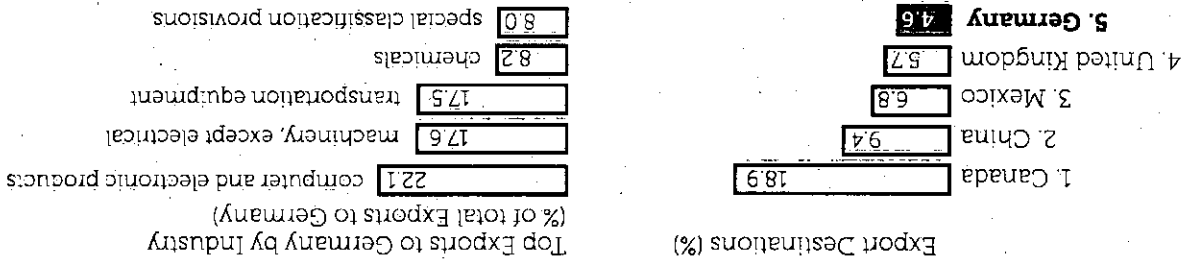
Sources: U.S. Department of Commerce (2016) - International Trade Administration, U.S. Census Bureau, Bureau of Economic Analysis

IGIT is the liaison office of the Federation of German Industries (BDI) and the Association of German Chambers of Industry and Commerce (DIHK). Research done in cooperation with the chair of Economic Geography, University Würzburg.

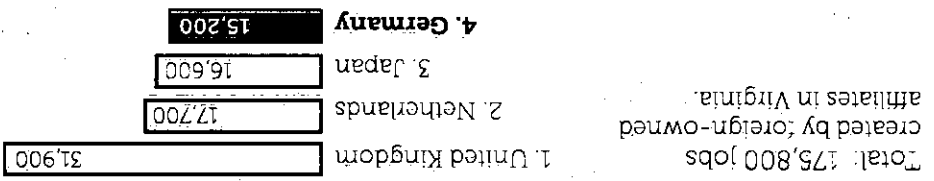


**R G** **REPRESENTATIVE** of German Industry + Trade  
**I T**  
 BDI  
 RGT is the liaison office of the Federation of German Industries (BDI) and the Association of German Chambers of Industry and Commerce (DIHK). Research done in cooperation with the chair of Economic Geography, University Wuzburg

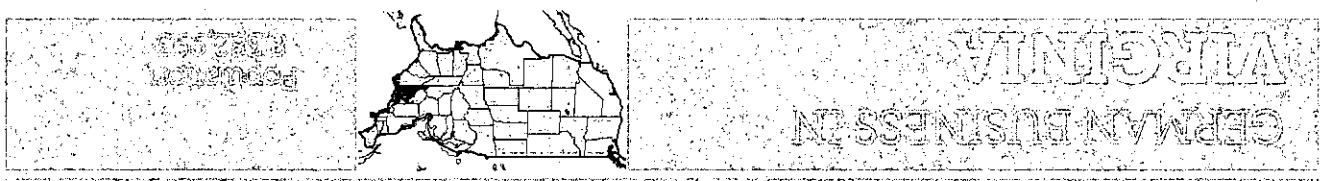
Sources: U.S. Department of Commerce (2016) - International Trade Administration, U.S. Census Bureau, Bureau of Economic Analysis



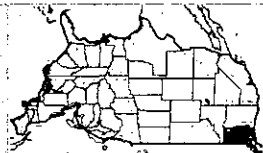
**Foreign Trade 2015**



**Employment by Foreign-Owned Affiliates 2014**



# GERMAN BUSINESS IN WASHINGTON



7,170,251  
Population

## Employment by Foreign-Owned Affiliates 2014

Total: 105,600 jobs created by foreign-owned affiliates in Washington

1. Canada	18,500
2. United Kingdom	18,100
3. Japan	14,600
4. Germany	13,200

## Foreign Trade 2015

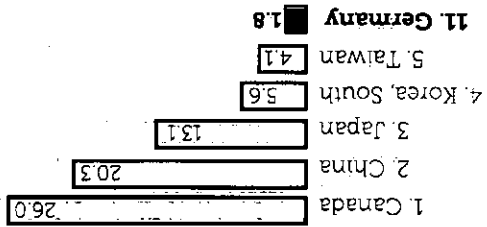
Total Imports to Washington

From Germany: \$ 919 Mio.

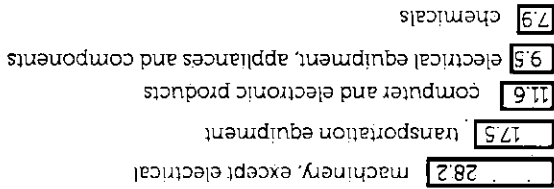
To Germany: \$ 1,851 Mio.

Total Exports from Washington

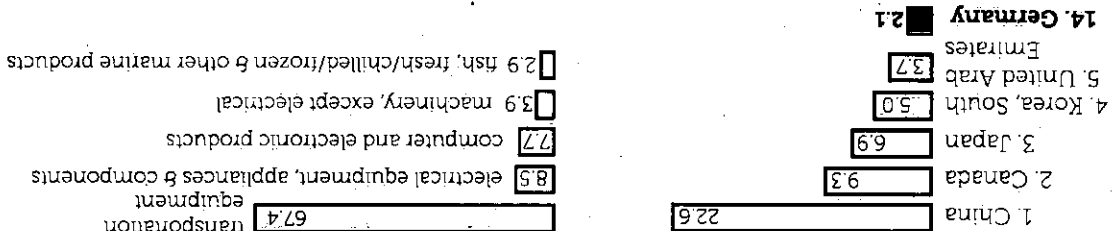
Imports to Washington (%)



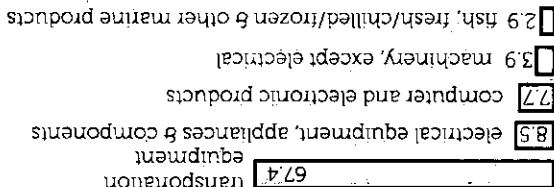
Top Imports from Germany by Industry (% of total Imports from Germany)



Top Exports to Germany by Industry (% of total Exports to Germany)



Export Destinations (%)



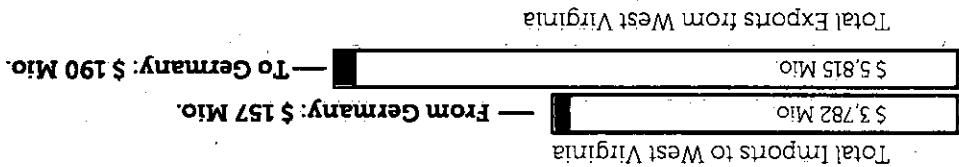
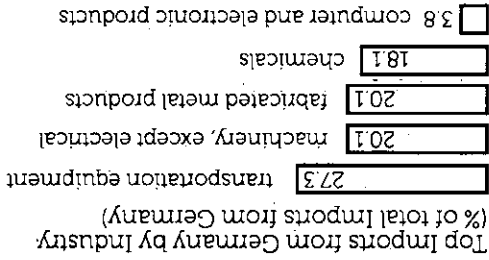
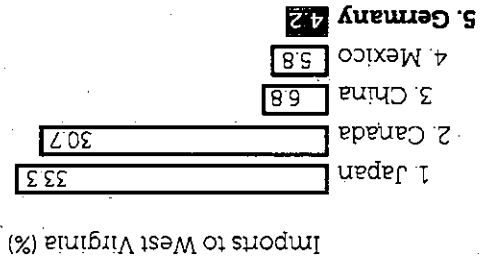
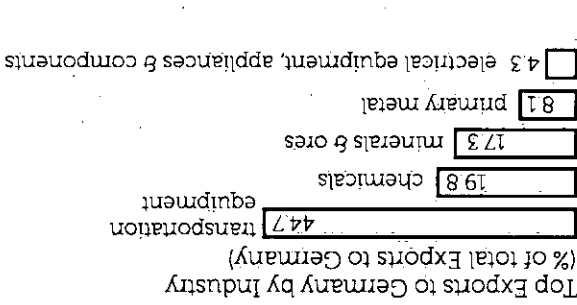
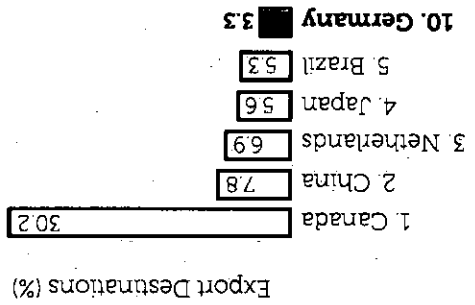
Top Exports from Germany by Industry (% of total Exports from Germany)

Sources: U.S. Department of Commerce (2016) - International Trade Administration, U.S. Census Bureau, Bureau of Economic Analysis

IGIT is the liaison office of the Federation of German Industries (BDI) and the Association of German Chambers of Industry and Commerce (DIHK). Research done in cooperation with the chair of Economic Geography, University Würzburg.


**REPRESENTATIVE** of German Industry + Trade

Sources: U.S. Department of Commerce (2016) - International Trade Administration, U.S. Census Bureau, Bureau of Economic Analysis

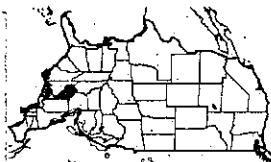


**Foreign Trade 2015**

Total: 29,000 jobs created by foreign-owned affiliates in West Virginia

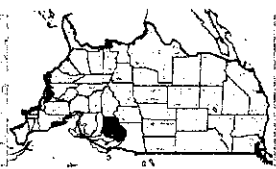


GERMAN BUSINESS IN WEST VIRGINIA



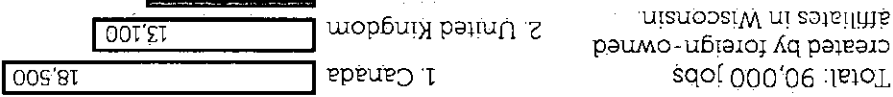
Population 1,844,726

# GERMAN BUSINESS IN WISCONSIN



Population 5,771,351

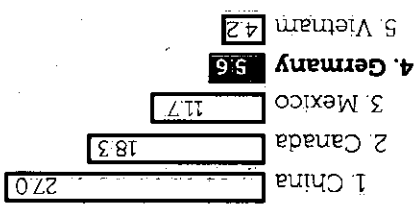
## Employment by Foreign-Owned Affiliates 2014



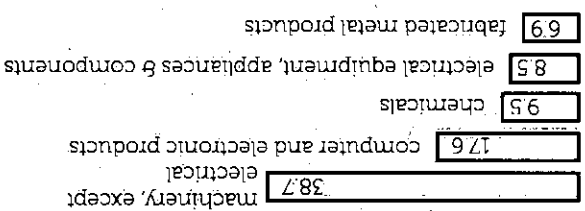
## Foreign Trade 2015



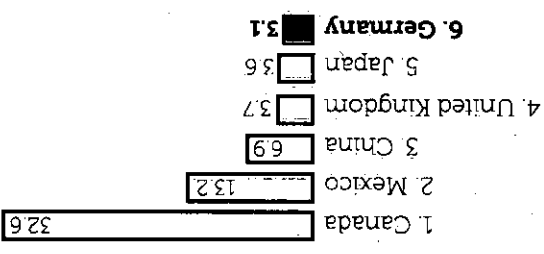
### Imports to Wisconsin (%)



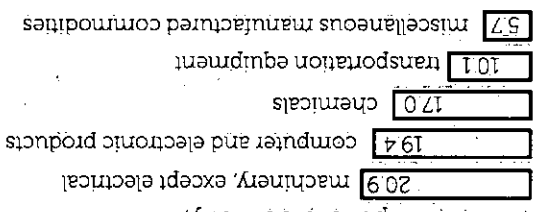
### Top Imports from Germany by Industry (% of total imports from Germany)



### Export Destinations (%)



### Top Exports to Germany by Industry (% of total exports to Germany)



Sources: U.S. Department of Commerce (2016) - International Trade Administration, U.S. Census Bureau, Bureau of Economic Analysis

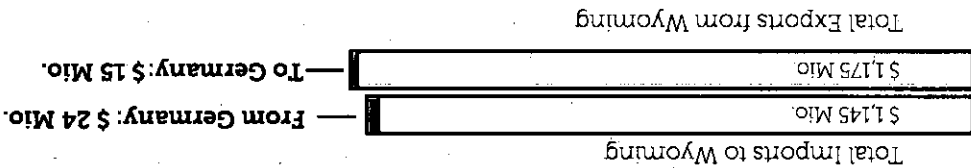
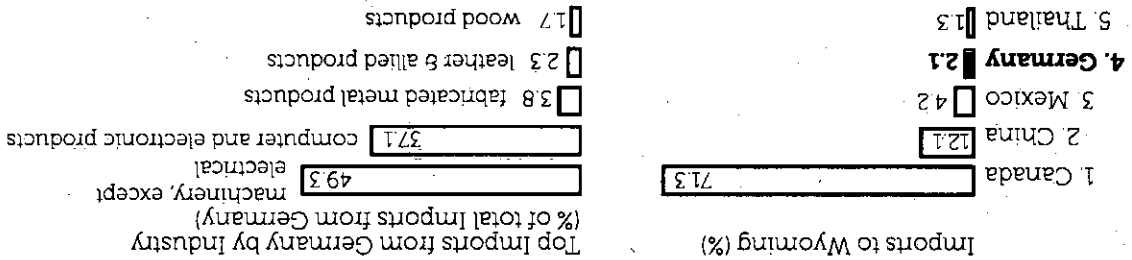
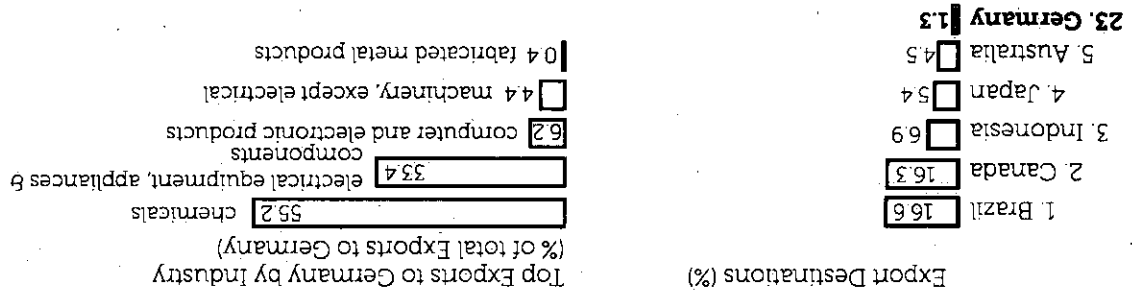
RGIT is the liaison office of the Federation of German Industries (BDI) and the Association of German Chambers of Industry and Commerce (DIHK). Research done in cooperation with the chair of Economic Geography, University Würzburg.



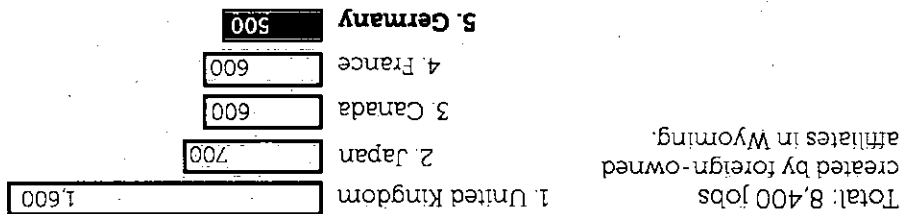
REPRESENTATIVE of German Industry + Trade

**R G I T**  
**REPRESENTATIVE** of German Industry + Trade  
 BDI  
 RGI is the liaison office of the Federation of German Industries (BDI) and the Association of German Chambers of Industry and Commerce (DIHK) Research done in cooperation with the chair of Economic Geography, University Würzburg

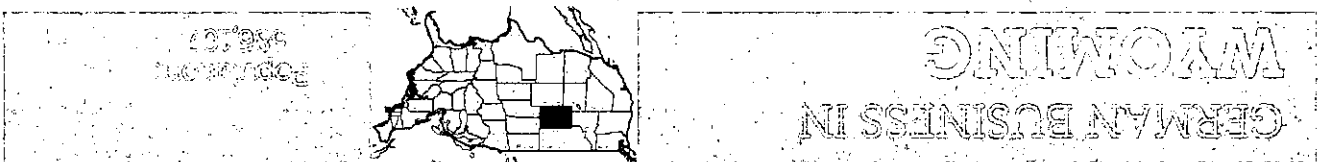
Sources: U.S. Department of Commerce (2016) - International Trade Administration, U.S. Census Bureau, Bureau of Economic Analysis



**Foreign Trade 2015**



**Employment by Foreign-Owned Affiliates 2014**



# ABOUT US

## RGIT – Deepening the transatlantic marketplace

The Representative of German Industry and Trade (RGIT) encourages the deepening of the U.S.-German economic and trade relationship. RGIT represents the interests of German industry in the U.S. on behalf of its principals, the Federation of German Industries (BDI) and the Association of German Chambers of Industry and Commerce (Dihk). The transatlantic economic relationship is very close. The United States and Germany are important partners in shaping globalization. Deep transatlantic economic integration is based on a trusting business environment, a reliable framework, and open markets. This is what RGIT supports – on both sides of the Atlantic.


### Cooperation – Partnership – Integration – Reliability – Openness

## GACCS – A strong network

The German American Chambers of Commerce (GACC) with their three main offices in Atlanta, Chicago, and New York, as well as branches in Detroit, Houston, Philadelphia, and San Francisco, all work together under the network of GACCS. With approximately 2,500 members and an extensive national and international business network, the GACCS offer a broad spectrum of activities and services. Other German American organizations and chapters are affiliated with the GACCS.



Additionally, our partner office in Washington, DC, the Representative of German Industry and Trade (RGIT), represents the interests of the German business community vis-a-vis both the U.S. administration and other international organizations based in Washington, DC. The German Chambers of Industry and Commerce (IHKs) in Germany. The umbrella organization of the IHKs is the German Association of Chambers of Industry and Commerce (Dihk), which speaks for 3.6 million business enterprises in Germany and also coordinates and supports the AHKs. The German Chambers of Commerce Abroad (AHK) provide experience, connections, and services worldwide through 130 locations in 90 countries. The service portfolio of the AHKs is united worldwide under the brand name DEInternational. The AHKs cooperate closely with the foreign trade and inward investment agency of the Federal Republic of Germany – Germany Trade & Invest (GTAI).





German American  
Chambers of Commerce  
Deutsch-Amerikanische  
Handelskammer



REPRESENTATIVE  
of German Industry + Trade  
BDI