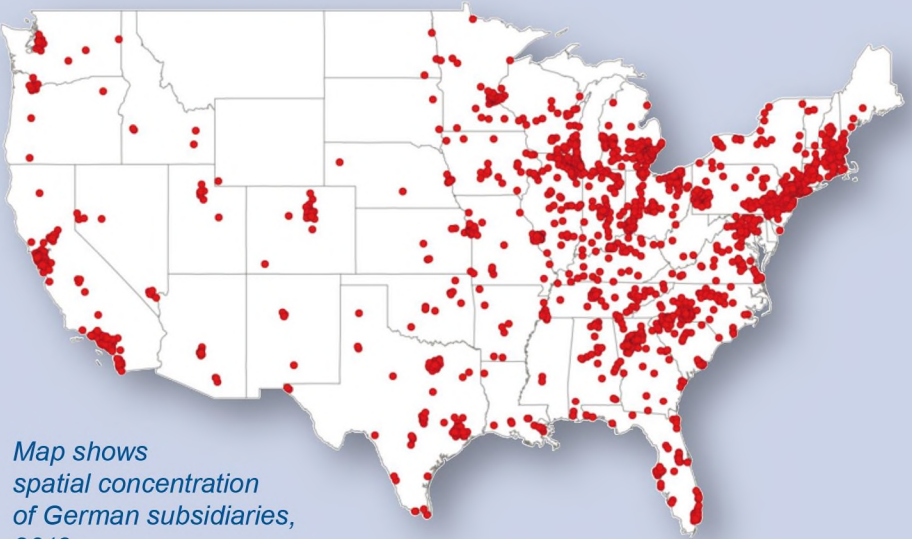


GERMAN BUSINESS MATTERS

A State by State Analysis
of Imports, Exports, and Jobs



*Map shows
spatial concentration
of German subsidiaries,
2013*

R G REPRESENTATIVE
I T of German Industry + Trade

BDI
DIHK

FOREWORD

*“The German American Chambers of Commerce (GACCs) and the Representative of German Industry and Trade (RGIT) have a long standing working relationship and cooperate on numerous projects. Continuing in this tradition, we are excited to launch a new and extended version of **German Business Matters**. German Business Matters provides a detailed overview of Germany’s trade of goods with the United States. Such an overview is extremely important for investors and politicians alike — on the local, state and federal level. Investment follows trade.*

The analysis shows the importance of the United States as one of the top business locations for German investments, and the number one export destination for Germany worldwide. Total investments from Germany amount to US\$ 224 billion. German companies employ 640,000 workers, half of them in the manufacturing sector. And you may want to know where and why.

German Business Matters illustrates how infrastructure, skilled labor and a good business environment can attract industry, jobs and business from overseas.”

Martin H. Richenhagen,
*Chairman of the Board of Directors
of the German American Chambers of Commerce of the USA*

Thomas Zielke,
President, Representative of German Industry and Trade

CONTENTS

Introduction.....	3	Missouri.....	34
United States of America	8	Montana	35
Alabama	9	Nebraska	36
Alaska.....	10	Nevada	37
Arizona	11	New Hampshire.....	38
Arkansas	12	New Jersey.....	39
California	13	New Mexico.....	40
Colorado.....	14	New York	41
Connecticut	15	North Carolina.....	42
Delaware	16	North Dakota	43
District of Columbia	17	Ohio.....	44
Florida	18	Oklahoma	45
Georgia.....	19	Oregon	46
Hawaii.....	20	Pennsylvania	47
Idaho	21	Puerto Rico	48
Illinois	22	Rhode Island	49
Indiana.....	23	South Carolina.....	50
Iowa.....	24	South Dakota.....	51
Kansas	25	Tennessee.....	52
Kentucky.....	26	Texas	53
Louisiana	27	Utah.....	54
Maine.....	28	Vermont.....	55
Maryland.....	29	Virginia	56
Massachusetts	30	Washington.....	57
Michigan	31	West Virginia	58
Minnesota.....	32	Wisconsin	59
Mississippi.....	33	Wyoming.....	60

INTRODUCTION

German-owned affiliates play a vital role in the U.S. economy, with competitive German businesses contributing to the economic health and prosperity of the American economy. Most importantly, these affiliates create jobs for American workers. About 641,100 American jobs were “insourced” and supported by German-owned affiliates in states across the country, everywhere from Alabama and California to Michigan and Virginia.

Furthermore, the capital stock investment of \$239 billion by German-owned affiliates in property, plant, and equipment adds value to each state economy and contributes to the quality of life in the United States. Equally important is the strong commercial relationship between the United States and Germany that supported more than \$49 billion in U.S. exports to Germany in 2014 from all 50 states, making it the 6th largest export market for the United States worldwide.

Underlying the significance of German investment in individual states is that approximately 45 million Americans identified themselves as Americans of German heritage in the census of 2010. Indeed, 9 states alone showed more than 2 million German-Americans.

The bottom line is that German-owned affiliates are a vital part of the U.S. economy and the daily life of Americans in states across the country. This study, German Business Matters: A U.S. and State-by-State Analysis, offers

TOP STATES BY NUMBERS OF POPULATION REPORTING GERMAN ANCESTRY

2014

UNITED STATES	45,540,455
1. Pennsylvania	3,324,526
2. California	3,232,157
3. Ohio	3,013,561
4. Texas	2,631,734
5. Illinois	2,447,985
6. Wisconsin	2,382,621
7. Michigan	2,067,324
8. New York	2,065,163
9. Florida	2,019,253
10. Minnesota	1,875,623

an objective comparative economic analysis of German business activity in the United States by employment and the level of exports from each state to Germany.

The first section of this report provides key findings on the economic impact of German-owned affiliates from a national perspective. The second section presents data for each state, the District of Columbia, and Puerto Rico. This report presents the most recently available U.S. government statistics

on German direct investment in the United States for 2013. It is widely recognized that the U.S. Bureau of Economic Analysis (BEA) produces the world's most comprehensive and accurate statistics on foreign direct investment in the United States.

When reading this report, it is important to keep in mind that the national and state-by-state statistics refer only to the business activities of German-owned affiliates that

are unambiguously under German control (that is, German-owned affiliates that are more than 50 percent-owned by German direct investors, known as majority-owned affiliates). The statistics reported here are a conservative measure of the overall impact of foreign direct investment by majority-owned German companies on the U.S. economy. It is important to recognize that the data do not capture the full economic impact of investments by these firms, but rather serve as a floor. The statistics presented here are the best and most objective available from the U.S. government on the activities of foreign-owned firms, including German-owned companies.

**TOP COUNTRIES IN
EMPLOYMENT SUPPORTED BY
U.S. AFFILIATES OF FOREIGN
COMPANIES
2013**

	<i>Employment</i>
TOTAL	6,102,200
1. United Kingdom	1,029,700
2. Japan	801,100
3. Germany	641,100
4. France	557,200
5. Canada	554,100

The export statistics in this report are based on merchandise exports from the United States to Germany on a national and state-by-state basis. They are compiled from the most recently released statistics covering 2014 data produced by the U.S. Commerce Department's Office of Trade and Economic Analysis.

AMERICAN JOBS SUPPORTED BY GERMAN-OWNED AFFILIATES

- German-owned affiliates supported 641,100 jobs in 2013.

- Employment by these German-owned affiliates represented 10.5 percent of the 6.1 million jobs supported by all foreign-owned affiliates in the United States in 2013.

- Germany was third behind the United Kingdom and Japan in American jobs supported by their affiliates in the U.S. in 2013.

- By state, the greatest number of workers were employed by German-owned affiliates in California

(64,700 employees), Texas (40,000), Pennsylvania (37,700) and Illinois (36,900).

TOP COUNTRIES IN MANUFACTURING EMPLOYMENT SUPPORTED BY U.S. AFFILIATES OF FOREIGN COMPANIES 2013

	<i>Employment</i>
TOTAL	2,265,100
1. Japan	347,700
2. Germany	298,200
3. United Kingdom	250,800
4. France	197,500
5. Switzerland	188,400

AMERICAN MANUFACTURING JOBS SUPPORTED BY GERMAN-OWNED AFFILIATES IN THE U.S.

- The U.S. manufacturing employment base reaps enormous benefits from the investments made by foreign-owned affiliates, including German firms, in the American market. Nearly 2.3 million U.S. manufacturing jobs were supported by the operations of foreign majority-owned affiliates in the U.S.

RGIT is the liaison office of the Federation of German Industries (BDI) and the Association of German Chambers of Industry and Commerce (DIHK)
 Research done in cooperation with the chair of Economic Geography, University Würzburg



in 2013.

- German-owned affiliates in the U.S. supported nearly 300,000 American manufacturing jobs nationwide in 2013.
- These German-owned affiliates represented 13 percent of all U.S. manufacturing jobs generated by foreign-owned affiliates in 2013.
- Employment supported by German-owned affiliates ranked second in jobs behind the 348,000 American manufacturing workers on the payroll of Japanese-owned affiliates in 2013.
- German-owned affiliates employed more manufacturing workers than any other affiliates from other European countries.
- Together, European-owned affiliates in the U.S. accounted for 62 percent of all manufacturing jobs by foreign-owned affiliates in 2013.

CAPITAL STOCK INVESTMENT BY GERMAN-OWNED AFFILIATES IN THE U.S.

- Another indication of the powerful economic impact that German companies have in the U.S. market is the level of their capital stock investment activities in U.S. property, plant, and equipment.
- In 2012 almost \$239 billion were attributed to capital stock investment by German-owned affiliates as measured by their investment in gross property, plant, and equipment.
- This represents 13 percent of all capital stock investment by foreign-owned affiliates in the United States in 2012.
- Affiliates from the United Kingdom and Japan were the 1st and 2nd ranked countries by capital stock investment in gross property, plant, and equipment at \$345 billion and \$260 billion, respectively, in 2012.

REAL ESTATE EQUIPMENT BY GERMAN-OWNED AFFILIATES IN THE UNITED STATES

- German-owned affiliates were also responsible for a significant amount of real estate investment in the United States.
- German-owned affiliates invested nearly \$32 billion in real estate, comprising 15 percent of the \$215 billion in real estate investment by all

foreign-owned affiliates in the United States in 2012.

- Affiliates from Japan and the United Kingdom were 1st and 2nd ranked countries of real estate investment at \$44 billion and almost \$37 billion, respectively, in 2012.

EXPORTS FROM THE UNITED STATES TO GERMANY

- German-owned affiliates operating in the United States not only produce for the American market, they also export. Thus, they also play an important role in U.S. trade flows. Without a doubt, the presence of German-owned affiliates in the United States bolsters American exports to Germany.
- U.S. export data show that Germany was the 6th leading export market for U.S. companies worldwide, with American businesses selling everything from cars, machinery, and chemicals to heavy electrical equipment.
- American exports to Germany totaled more than \$49 billion in 2014.
- U.S. exports to Germany represented approximately 4 percent of all exports from the United States to the world in 2014.
- U.S. exports to Germany were slightly less than the \$53 billion in exports to the United Kingdom, but much less than the \$66 billion to Japan and \$123 billion to China.
- In 2014 the leading export segments from the United States to Germany was transportation equipment accounting for \$13.2 billion followed by computers and electronic products, accounting for some \$7 billion. The export of chemicals from the United States to Germany accounted for \$6.9 billion. The heavy investment by German auto and auto part makers in the United States contributes significantly to the nearly \$7.5 billion in U.S. transportation equipment (without railway, vessels, marine engines and spacecraft) exports to Germany in 2014.


GERMAN BUSINESS IN THE UNITED STATES OF AMERICA



Population:
318,857,056

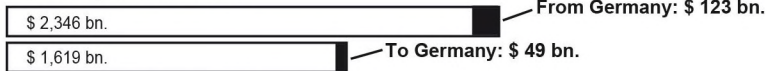
Employment by Foreign-Owned Affiliates 2013

Total: 6,102,200 jobs
created by foreign-owned
affiliates in the United States.



Foreign Trade 2014

Total Imports to the USA

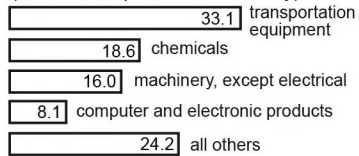


Total Exports from the USA


Imports to the USA (%)



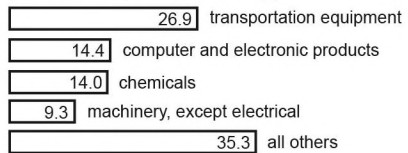
Top Imports from Germany by Industry (% of total Imports from Germany)



Export Destinations (%)



Top Exports to Germany by Industry (% of total Exports to Germany)



Sources: U.S. Department of Commerce (2015) - International Trade Administration, U.S. Census Bureau, Bureau of Economic Analysis


GERMAN BUSINESS IN ALABAMA




Population:
4,849,377

Employment by Foreign-Owned Affiliates 2013

Total: 86,900 jobs
created by foreign-owned
affiliates in Alabama.



Foreign Trade 2014



Sources: U.S. Department of Commerce (2015) - International Trade Administration, U.S. Census Bureau, Bureau of Economic Analysis


GERMAN BUSINESS IN ALASKA



Population:
736,732


Employment by Foreign-Owned Affiliates 2013

Total: 16,100 jobs
created by foreign-owned
affiliates in Alaska.




Foreign Trade 2014

Total Imports to Alaska

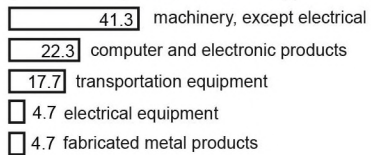


Total Exports from Alaska

Imports to Alaska (%)



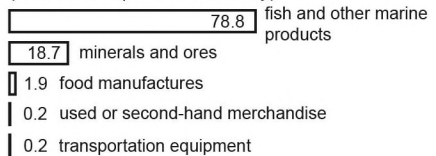
Top Imports from Germany by Industry (% of total Imports from Germany)



Export Destinations (%)



Top Exports to Germany by Industry (% of total Exports to Germany)



Sources: U.S. Department of Commerce (2015) - International Trade Administration, U.S. Census Bureau, Bureau of Economic Analysis

GERMAN BUSINESS IN ARIZONA



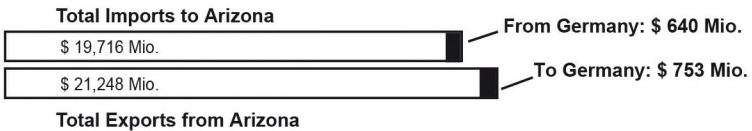
Population:
6,731,484

Employment by Foreign-Owned Affiliates 2013

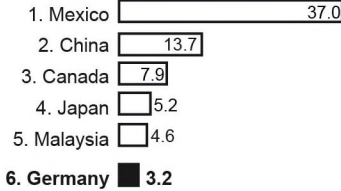
Total: 84,300 jobs
created by foreign-owned
affiliates in Arizona.



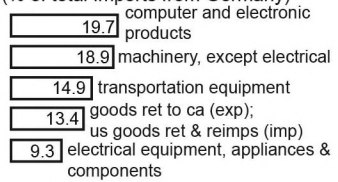
Foreign Trade 2014



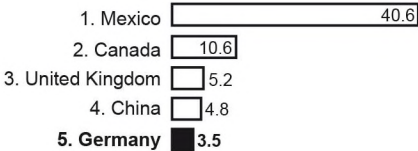
Imports to Arizona (%)



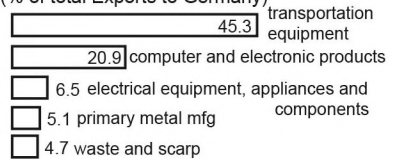
Top Imports from Germany by Industry (% of total Imports from Germany)



Export Destinations (%)



Top Exports to Germany by Industry (% of total Exports to Germany)



Sources: U.S. Department of Commerce (2015) - International Trade Administration, U.S. Census Bureau, Bureau of Economic Analysis


GERMAN BUSINESS IN ARKANSAS



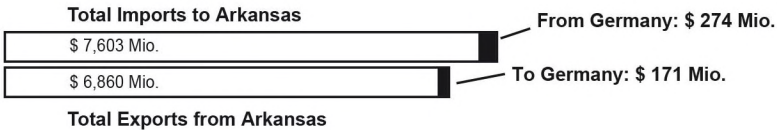
Population:
2,966,369

Employment by Foreign-Owned Affiliates 2013

Total: 43,100 jobs
created by foreign-owned
affiliates in Arkansas.



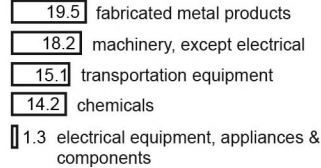
Foreign Trade 2014




Imports to Arkansas (%)



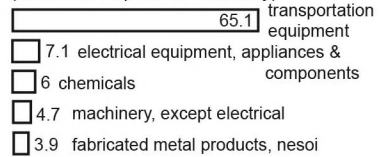
Top Imports from Germany by Industry (% of total Imports from Germany)



Export Destinations (%)



Top Exports to Germany by Industry (% of total Exports to Germany)



Sources: U.S. Department of Commerce (2015) - International Trade Administration, U.S. Census Bureau, Bureau of Economic Analysis


GERMAN BUSINESS IN CALIFORNIA



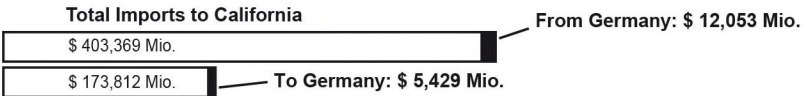
Population:
38,802,500

Employment by Foreign-Owned Affiliates 2013


Total: 631,500 jobs
created by foreign-owned
affiliates in California.



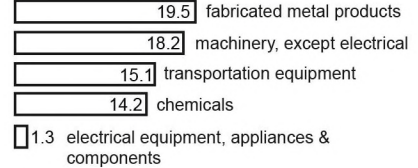
Foreign Trade 2014




Imports to California (%)



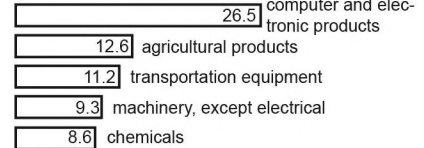
Top Imports from Germany by Industry (% of total Imports from Germany)



Export Destinations (%)



Top Exports to Germany by Industry (% of total Exports to Germany)



Sources: U.S. Department of Commerce (2015) - International Trade Administration, U.S. Census Bureau, Bureau of Economic Analysis


GERMAN BUSINESS IN COLORADO



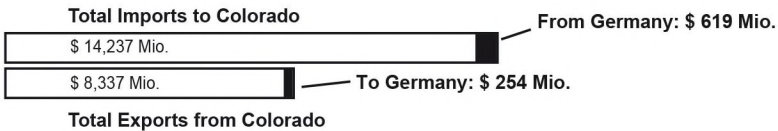
Population:
5,355,866

Employment by Foreign-Owned Affiliates 2013

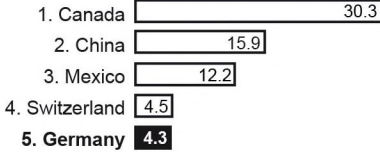
Total: 85,600 jobs
created by foreign-owned
affiliates in Colorado.



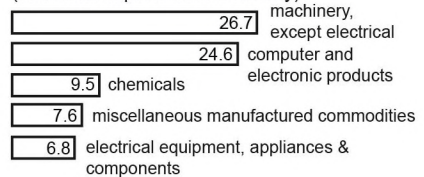
Foreign Trade 2014




Imports to Colorado (%)



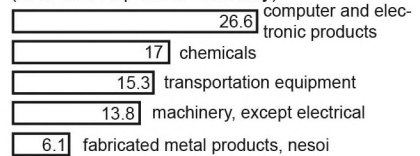
Top Imports from Germany by Industry (% of total Imports from Germany)



Export Destinations (%)



Top Exports to Germany by Industry (% of total Exports to Germany)



Sources: U.S. Department of Commerce (2015) - International Trade Administration, U.S. Census Bureau, Bureau of Economic Analysis


GERMAN BUSINESS IN CONNECTICUT



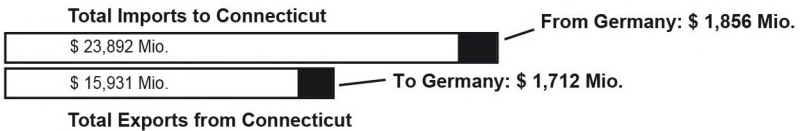
Population:
3,596,677

Employment by Foreign-Owned Affiliates 2013


Total: 100,900 jobs
created by foreign-owned
affiliates in Colorado.



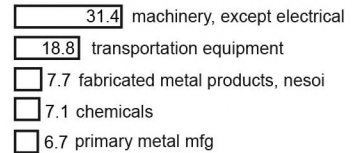
Foreign Trade 2014




Imports to Connecticut (%)



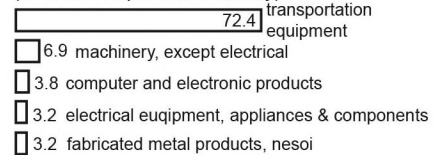
Top Imports from Germany by Industry (% of total Imports from Germany)



Export Destinations (%)



Top Exports to Germany by Industry (% of total Exports to Germany)



Sources: U.S. Department of Commerce (2015) - International Trade Administration, U.S. Census Bureau, Bureau of Economic Analysis


GERMAN BUSINESS IN DELAWARE




Population:
935,614

Employment by Foreign-Owned Affiliates 2013


Total: 25,800 jobs
created by foreign-owned
affiliates in Delaware.



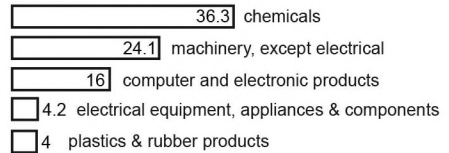
Foreign Trade 2014




Imports to Delaware (%)



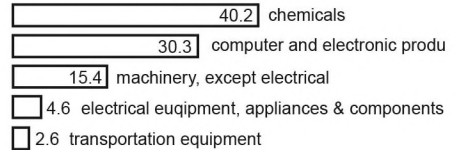
Top Imports from Germany by Industry (% of total Imports from Germany)



Export Destinations (%)



Top Exports to Germany by Industry (% of total Exports to Germany)



Sources: U.S. Department of Commerce (2015) - International Trade Administration, U.S. Census Bureau, Bureau of Economic Analysis


GERMAN BUSINESS IN DISTRICT OF COLUMBIA



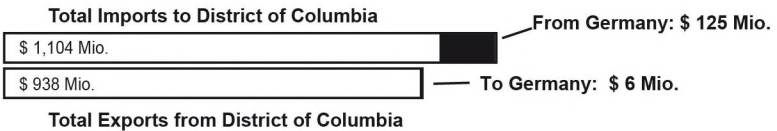
Population: 658,893

Employment by Foreign-Owned Affiliates 2013


Total: 23,400 jobs
created by foreign-owned
affiliates in District of Columbia.



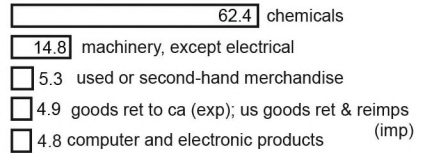
Foreign Trade 2014




Imports to D.C (%)



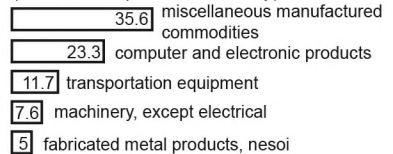
Top Imports from Germany by Industry (% of total Imports from Germany)



Export Destinations (%)



Top Exports to Germany by Industry (% of total Exports to Germany)



Sources: U.S. Department of Commerce (2015) - International Trade Administration, U.S. Census Bureau, Bureau of Economic Analysis


GERMAN BUSINESS IN FLORIDA



Population:
19,893,297

Employment by Foreign-Owned Affiliates 2013


Total: 260,800 jobs
created by foreign-owned
affiliates in Florida.



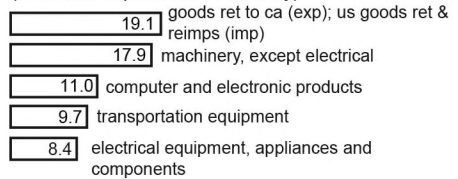
Foreign Trade 2014




Imports to Florida (%)



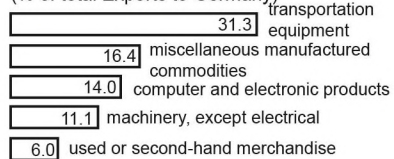
Top Imports from Germany by Industry (% of total Imports from Germany)



Export Destinations (%)



Top Exports to Germany by Industry (% of total Exports to Germany)



Sources: U.S. Department of Commerce (2015) - International Trade Administration, U.S. Census Bureau, Bureau of Economic Analysis

GERMAN BUSINESS IN GEORGIA



Population:
10,097,343

Employment by Foreign-Owned Affiliates 2013

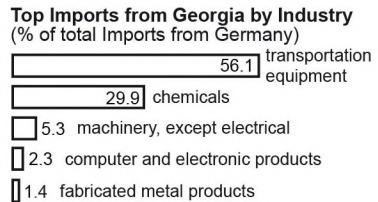
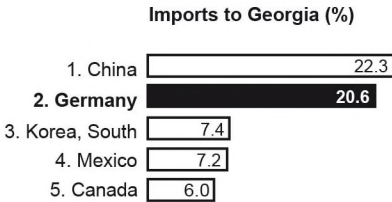
Total: 207,500 jobs
created by foreign-owned
affiliates in Georgia.



Foreign Trade 2014



Total Exports from Georgia



Sources: U.S. Department of Commerce (2015) - International Trade Administration, U.S. Census Bureau, Bureau of Economic Analysis


GERMAN BUSINESS IN HAWAII



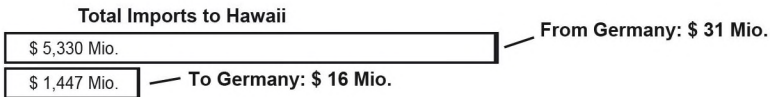
Population:
1,419,561

Employment by Foreign-Owned Affiliates 2013


Total: 34,100 jobs
created by foreign-owned
affiliates in Hawaii.



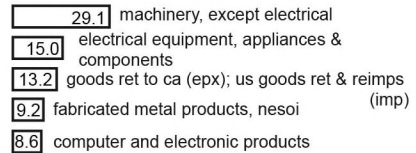
Foreign Trade 2014




Imports to Hawaii (%)



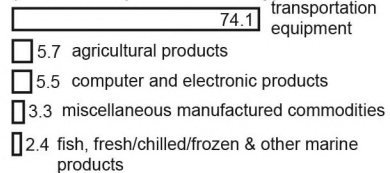
Top Imports from Germany by Industry (% of total Imports from Germany)



Export Destinations (%)



Top Exports to Germany by Industry (% of total Exports to Germany)



Sources: U.S. Department of Commerce (2015) - International Trade Administration, U.S. Census Bureau, Bureau of Economic Analysis

GERMAN BUSINESS IN IDAHO



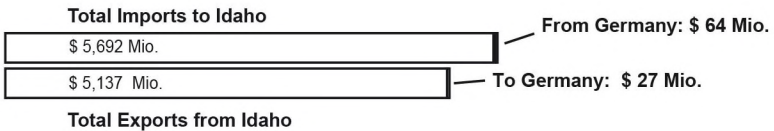
Population:
1,634,464

Employment by Foreign-Owned Affiliates 2013


Total: 15,700 jobs
created by foreign-owned
affiliates in Idaho.



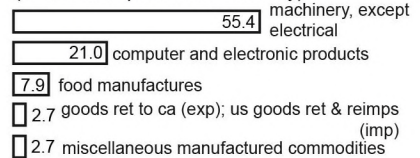
Foreign Trade 2014



Imports to Idaho (%)



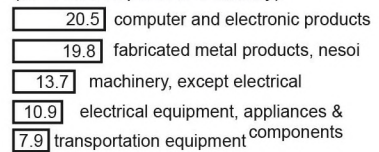
Top Imports from Germany by Industry (% of total Imports from Germany)



Export Destinations (%)



Top Exports to Germany by Industry (% of total Exports to Germany)



Sources: U.S. Department of Commerce (2015) - International Trade Administration, U.S. Census Bureau, Bureau of Economic Analysis


GERMAN BUSINESS IN ILLINOIS




Population:
12,880,580

Employment by Foreign-Owned Affiliates 2013

Total: 290,700 jobs
created by foreign-owned
affiliates in Illinois.



Foreign Trade 2014

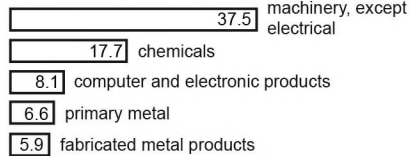


Total Exports from Illinois

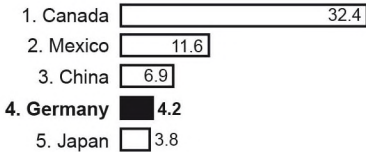


Top Imports from Germany by Industry

(% of total Imports from Germany)

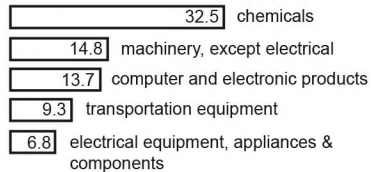


Export Destinations (%)



Top Exports to Germany by Industry

(% of total Exports to Germany)



Sources: U.S. Department of Commerce (2015) - International Trade Administration, U.S. Census Bureau, Bureau of Economic Analysis

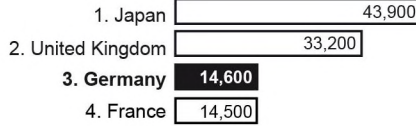
GERMAN BUSINESS IN INDIANA



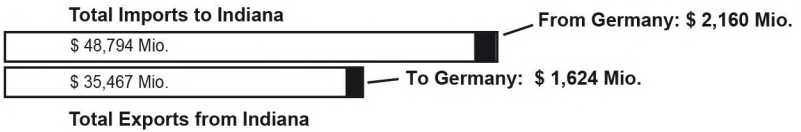
Population:
6,596,855

Employment by Foreign-Owned Affiliates 2013

Total: 160,200 jobs
created by foreign-owned
affiliates in Indiana.



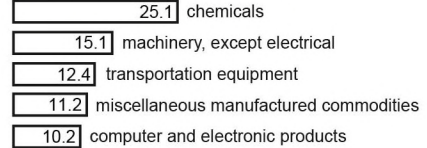
Foreign Trade 2014



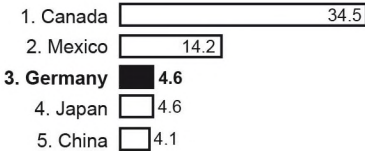
Imports to Indiana (%)



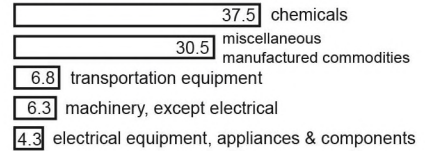
Top Imports from Germany by Industry (% of total Imports from Germany)



Export Destinations (%)



Top Exports to Germany by Industry (% of total Exports to Germany)



Sources: U.S. Department of Commerce (2015) - International Trade Administration, U.S. Census Bureau, Bureau of Economic Analysis

GERMAN BUSINESS IN IOWA



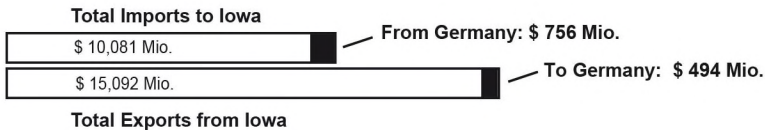
Population:
3,107,126

Employment by Foreign-Owned Affiliates 2013

Total: 54,800 jobs
created by foreign-owned
affiliates in Iowa.



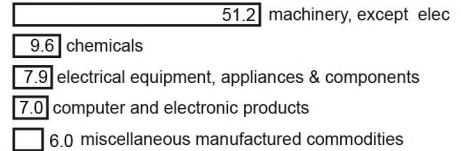
Foreign Trade 2014



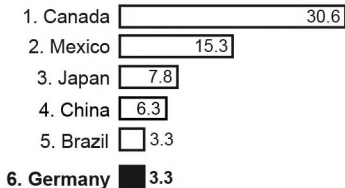
Imports to Iowa (%)



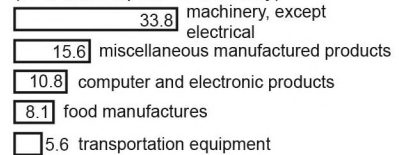
Top Imports from Germany by Industry (% of total Imports from Germany)



Export Destinations (%)



Top Exports to Germany by Industry (% of total Exports to Germany)



Sources: U.S. Department of Commerce (2015) - International Trade Administration, U.S. Census Bureau, Bureau of Economic Analysis


GERMAN BUSINESS IN KANSAS



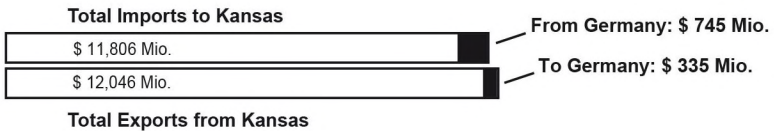
Population:
2,904,021

Employment by Foreign-Owned Affiliates 2013


Total: 69,500 jobs
created by foreign-owned
affiliates in Kansas.



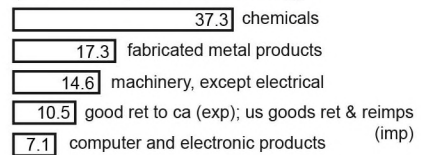
Foreign Trade 2014




Imports to Kansas (%)



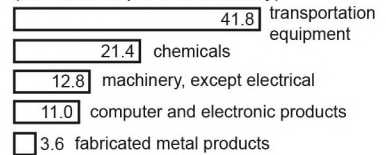
Top Imports from Germany by Industry (% of total Imports from Germany)



Export Destinations (%)



Top Exports to Germany by Industry (% of total Exports to Germany)



Sources: U.S. Department of Commerce (2015) - International Trade Administration, U.S. Census Bureau, Bureau of Economic Analysis


GERMAN BUSINESS IN KENTUCKY



Population:
4,413,457

Employment by Foreign-Owned Affiliates 2013


Total: 100,700 jobs
created by foreign-owned
affiliates in Kentucky.



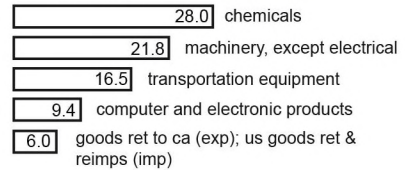
Foreign Trade 2014




Imports to Kentucky (%)



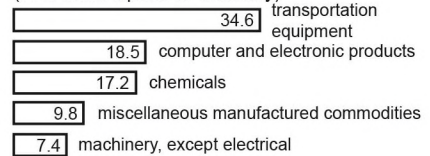
Top Imports from Germany by Industry (% of total Imports from Germany)



Export Destinations (%)



Top Exports to Germany by Industry (% of total Exports to Germany)



Sources: U.S. Department of Commerce (2015) - International Trade Administration, U.S. Census Bureau, Bureau of Economic Analysis


GERMAN BUSINESS IN LOUISIANA



Population:
4,649,676

Employment by Foreign-Owned Affiliates 2013


Total: 71,800 jobs
created by foreign-owned
affiliates in Louisiana.



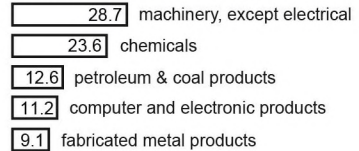
Foreign Trade 2014



Imports to Louisiana (%)



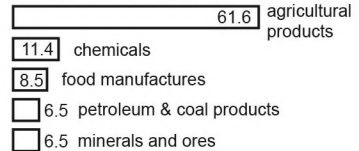
Top Imports from Germany by Industry (% of total Imports from Germany)



Export Destinations (%)



Top Exports to Germany by Industry (% of total Exports to Germany)



Sources: U.S. Department of Commerce (2015) - International Trade Administration, U.S. Census Bureau, Bureau of Economic Analysis

RGIT is the liaison office of the Federation of German Industries (BDI) and the Association of German Chambers of Industry and Commerce (DIHK)
Research done in cooperation with the chair of Economic Geography, University Würzburg

RGIT REPRESENTATIVE
of German Industry + Trade

GERMAN BUSINESS IN MAINE



Population:
1,330,089

Employment by Foreign-Owned Affiliates 2013

Total: 32,400 jobs
created by foreign-owned
affiliates in Maine.

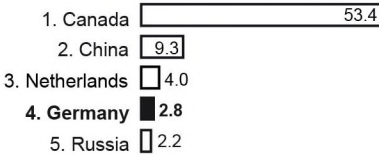


Foreign Trade 2014

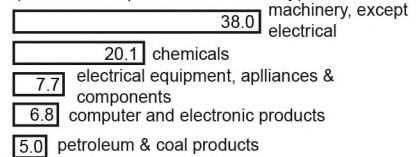


Total Exports from Maine


Imports to Maine (%)



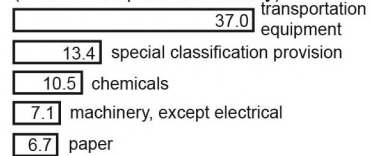
Top Imports from Germany by Industry (% of total Imports from Germany)



Export Destinations (%)



Top Exports to Germany by Industry (% of total Exports to Germany)



Sources: U.S. Department of Commerce (2015) - International Trade Administration, U.S. Census Bureau, Bureau of Economic Analysis


GERMAN BUSINESS IN MARYLAND




Population:
5,976,407

Employment by Foreign-Owned Affiliates 2013


Total: 101,200 jobs
created by foreign-owned
affiliates in Maryland.



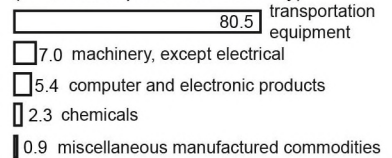
Foreign Trade 2014



Imports to Maryland (%)



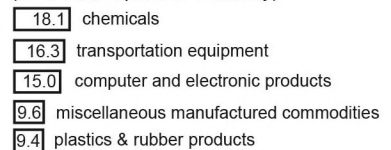
Top Imports from Germany by Industry (% of total Imports from Germany)



Export Destinations (%)



Top Exports to Germany by Industry (% of total Exports to Germany)



Sources: U.S. Department of Commerce (2015) - International Trade Administration, U.S. Census Bureau, Bureau of Economic Analysis


GERMAN BUSINESS IN MASSACHUSETTS



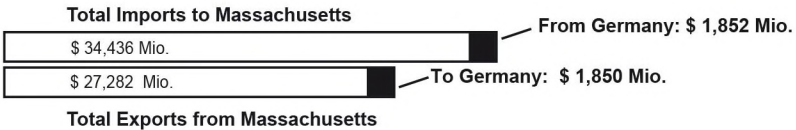
Population:
6,745,408

Employment by Foreign-Owned Affiliates 2013


Total: 202,700 jobs
created by foreign-owned
affiliates in Massachusetts.



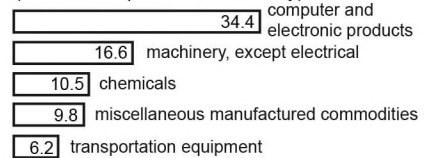
Foreign Trade 2014




Imports to Massachusetts (%)



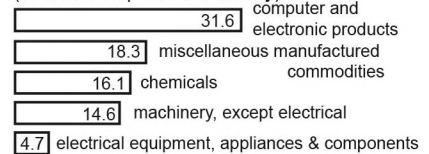
Top Imports from Germany by Industry (% of total Imports from Germany)



Export Destinations (%)



Top Exports to Germany by Industry (% of total Exports to Germany)



Sources: U.S. Department of Commerce (2015) - International Trade Administration, U.S. Census Bureau, Bureau of Economic Analysis


GERMAN BUSINESS IN MICHIGAN



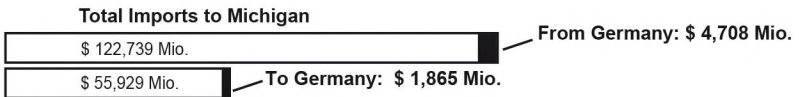
Population:
9,909,877

Employment by Foreign-Owned Affiliates 2013

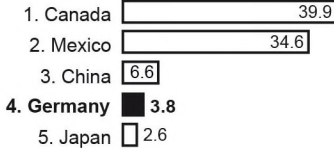
Total: 208,900 jobs
created by foreign-owned
affiliates in Michigan.



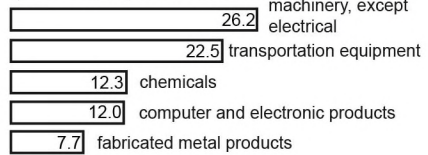
Foreign Trade 2014



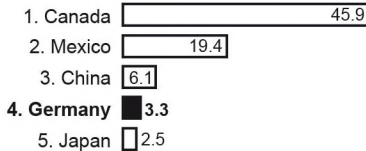
Imports to Michigan (%)



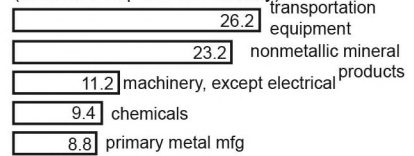
Top Imports from Germany by Industry (% of total Imports from Germany)



Export Destinations (%)



Top Exports to Germany by Industry (% of total Exports to Germany)



Sources: U.S. Department of Commerce (2015) - International Trade Administration, U.S. Census Bureau, Bureau of Economic Analysis


GERMAN BUSINESS IN MINNESOTA



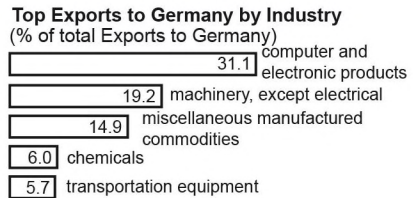
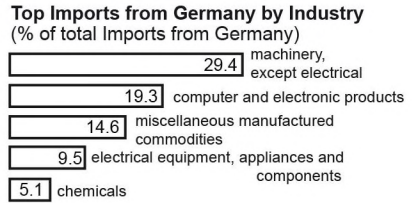
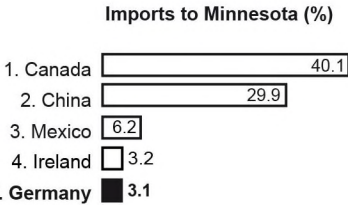
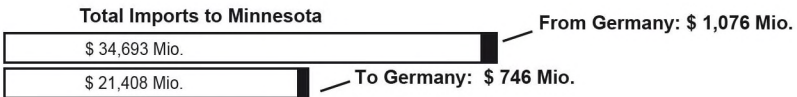
Population:
5,457,173

Employment by Foreign-Owned Affiliates 2013

Total: 104,000 jobs
created by foreign-owned
affiliates in Minnesota.



Foreign Trade 2014



Sources: U.S. Department of Commerce (2015) - International Trade Administration, U.S. Census Bureau, Bureau of Economic Analysis


GERMAN BUSINESS IN MISSISSIPPI



Population:
2,994,079

Employment by Foreign-Owned Affiliates 2013


Total: 33,700 jobs
created by foreign-owned
affiliates in Mississippi.



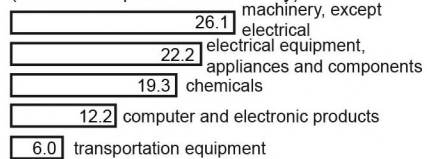
Foreign Trade 2014




Imports to Mississippi (%)



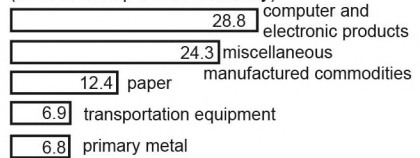
Top Imports from Germany by Industry (% of total Imports from Germany)



Export Destinations (%)



Top Exports to Germany by Industry (% of total Exports to Germany)



Sources: U.S. Department of Commerce (2015) - International Trade Administration, U.S. Census Bureau, Bureau of Economic Analysis


GERMAN BUSINESS IN MISSOURI



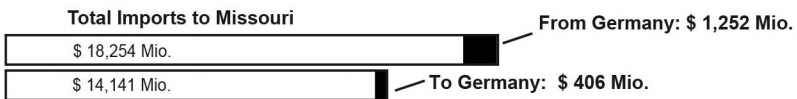
Population:
6,063,589

Employment by Foreign-Owned Affiliates 2013

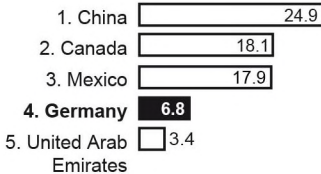
Total: 97,300 jobs
created by foreign-owned
affiliates in Missouri.



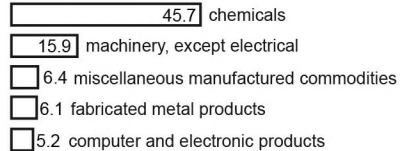
Foreign Trade 2014



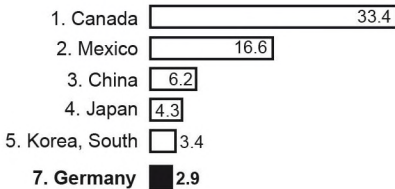
Imports to Missouri (%)



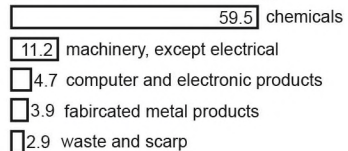
Top Imports from Germany by Industry (% of total Imports from Germany)



Export Destinations (%)



Top Exports to Germany by Industry (% of total Exports to Germany)



Sources: U.S. Department of Commerce (2015) - International Trade Administration, U.S. Census Bureau, Bureau of Economic Analysis


GERMAN BUSINESS IN MONTANA



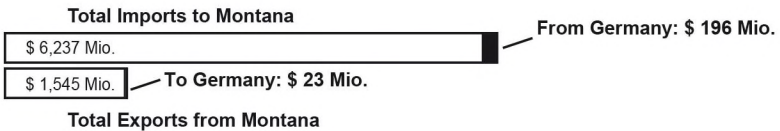
Population:
1,023,579

Employment by Foreign-Owned Affiliates 2013

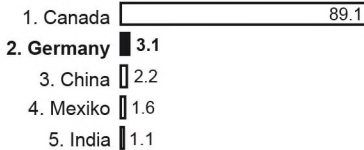
Total: 7,100 jobs
created by foreign-owned
affiliates in Montana.



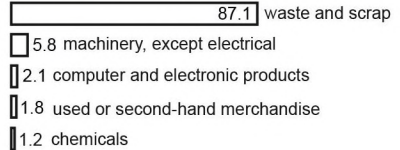
Foreign Trade 2014



Imports to Montana (%)



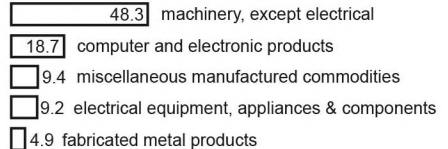
Top Imports from Germany by Industry (% of total Imports from Germany)



Export Destinations (%)



Top Exports to Germany by Industry (% of total Exports to Germany)



Sources: U.S. Department of Commerce (2015) - International Trade Administration, U.S. Census Bureau, Bureau of Economic Analysis


GERMAN BUSINESS IN NEBRASKA



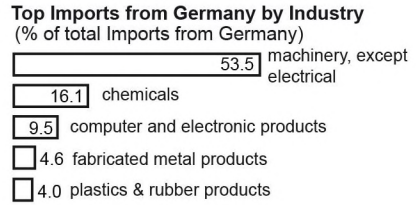
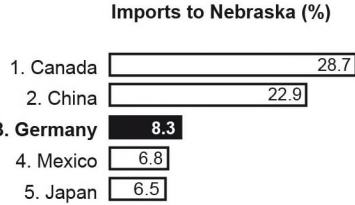
Population:
1,881,503

Employment by Foreign-Owned Affiliates 2013

Total: 30,300 jobs
created by foreign-owned
affiliates in Nebraska.



Foreign Trade 2014



Sources: U.S. Department of Commerce (2015) - International Trade Administration, U.S. Census Bureau, Bureau of Economic Analysis


GERMAN BUSINESS IN NEVADA



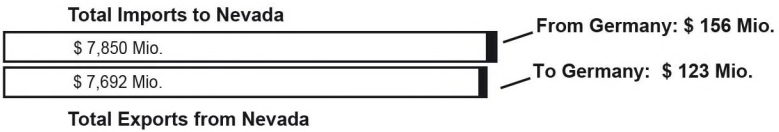
Population:
2,839,099

Employment by Foreign-Owned Affiliates 2013


Total: 42,700 jobs
created by foreign-owned
affiliates in Nevada.



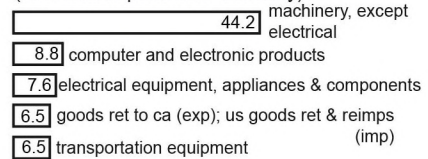
Foreign Trade 2014




Imports to Nevada (%)



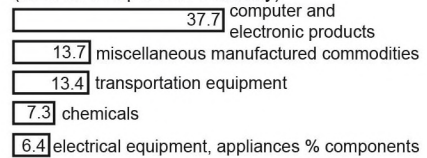
Top Imports from Germany by Industry (% of total Imports from Germany)



Export Destinations (%)



Top Exports to Germany by Industry (% of total Exports to Germany)



Sources: U.S. Department of Commerce (2015) - International Trade Administration, U.S. Census Bureau, Bureau of Economic Analysis


GERMAN BUSINESS IN NEW HAMPSHIRE




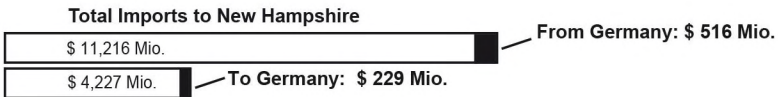
Population:
1,326,813

Employment by Foreign-Owned Affiliates 2013

Total: 40,300 jobs
created by foreign-owned
affiliates in New Hampshire.



Foreign Trade 2014



Sources: U.S. Department of Commerce (2015) - International Trade Administration, U.S. Census Bureau, Bureau of Economic Analysis


GERMAN BUSINESS IN NEW JERSEY




Population:
8,938,175

Employment by Foreign-Owned Affiliates 2013


Total: 233,500 jobs
created by foreign-owned
affiliates in New Jersey.



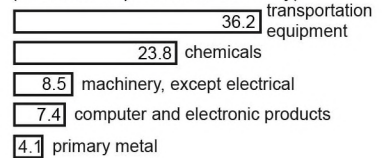
Foreign Trade 2014



Imports to New Jersey (%)



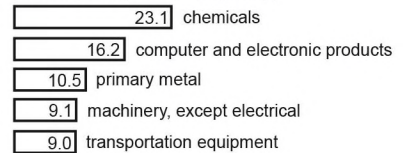
Top Imports from Germany by Industry (% of total Imports from Germany)



Export Destinations (%)



Top Exports to Germany by Industry (% of total Exports to Germany)



Sources: U.S. Department of Commerce (2015) - International Trade Administration, U.S. Census Bureau, Bureau of Economic Analysis


GERMAN BUSINESS IN NEW MEXICO




Population:
2,085,572

Employment by Foreign-Owned Affiliates 2013

Total: 20,700 jobs
created by foreign-owned
affiliates in New Mexico.



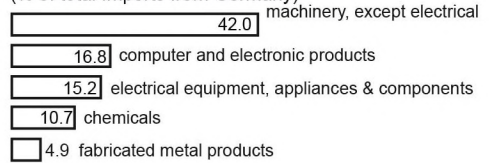
Foreign Trade 2014




Imports to New Mexico (%)



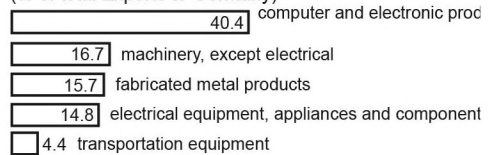
Top Imports from Germany by Industry (% of total Imports from Germany)



Export Destinations (%)



Top Exports to Germany by Industry (% of total Exports to Germany)



Sources: U.S. Department of Commerce (2015) - International Trade Administration, U.S. Census Bureau, Bureau of Economic Analysis


GERMAN BUSINESS IN NEW YORK



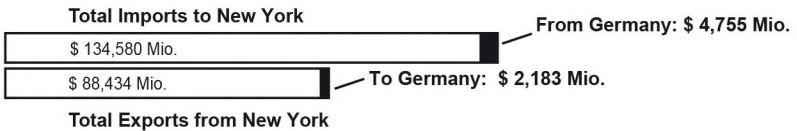
Population:
19,746,227

Employment by Foreign-Owned Affiliates 2013


Total: 411,700 jobs
created by foreign-owned
affiliates in New York.



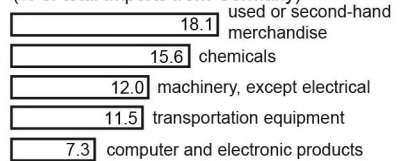
Foreign Trade 2014




Imports to New York (%)



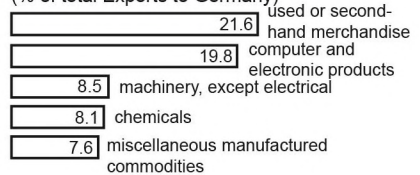
Top Imports from Germany by Industry (% of total Imports from Germany)



Export Destinations (%)



Top Exports to Germany by Industry (% of total Exports to Germany)



Sources: U.S. Department of Commerce (2015) - International Trade Administration, U.S. Census Bureau, Bureau of Economic Analysis

GERMAN BUSINESS IN NORTH CAROLINA



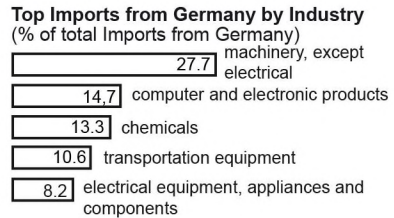
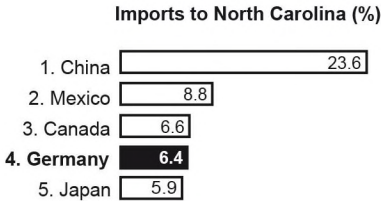
Population:
9,943,964

Employment by Foreign-Owned Affiliates 2013

Total: 230,500 jobs
created by foreign-owned
affiliates in North Carolina.



Foreign Trade 2014



Sources: U.S. Department of Commerce (2015) - International Trade Administration, U.S. Census Bureau, Bureau of Economic Analysis


GERMAN BUSINESS IN NORTH DAKOTA



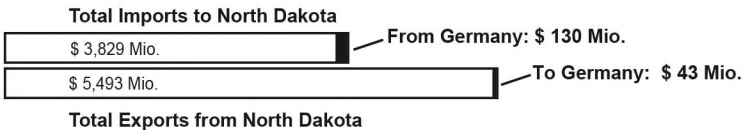
Population:
739,482

Employment by Foreign-Owned Affiliates 2013


Total: 14,600 jobs
created by foreign-owned
affiliates in North Dakota.



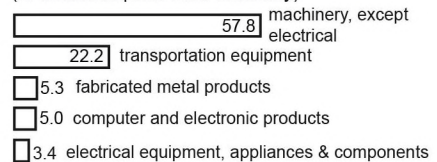
Foreign Trade 2014




Imports to North Dakota (%)



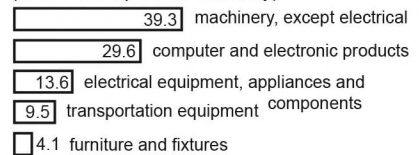
Top Imports from Germany by Industry (% of total Imports from Germany)



Export Destinations (%)



Top Exports to Germany by Industry (% of total Exports to Germany)



Sources: U.S. Department of Commerce (2015) - International Trade Administration, U.S. Census Bureau, Bureau of Economic Analysis


GERMAN BUSINESS IN OHIO



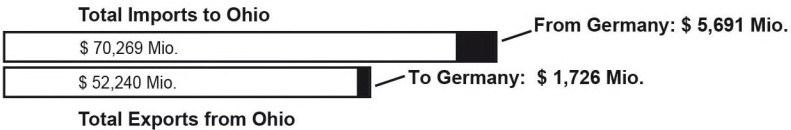
Population:
11,594,163

Employment by Foreign-Owned Affiliates 2013


Total: 242,900 jobs
created by foreign-owned
affiliates in Ohio.



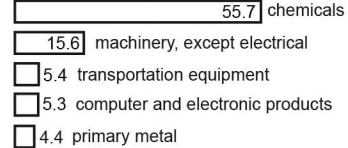
Foreign Trade 2014



Imports to Ohio (%)



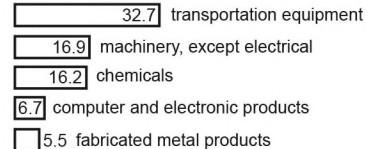
Top Imports from Germany by Industry (% of total Imports from Germany)



Export Destinations (%)



Top Exports to Germany by Industry (% of total Exports to Germany)



Sources: U.S. Department of Commerce (2015) - International Trade Administration, U.S. Census Bureau, Bureau of Economic Analysis


GERMAN BUSINESS IN OKLAHOMA




Population:
3,878,051

Employment by Foreign-Owned Affiliates 2013

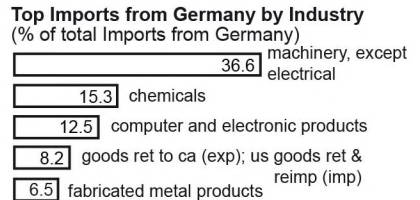
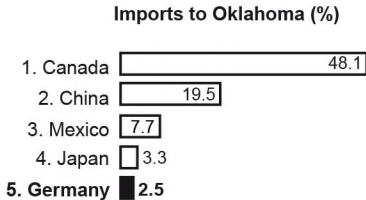
Total: 46,200 jobs
created by foreign-owned
affiliates in Oklahoma.




Foreign Trade 2014



Total Exports from Oklahoma



Export Destinations (%)



Sources: U.S. Department of Commerce (2015) - International Trade Administration, U.S. Census Bureau, Bureau of Economic Analysis

RGIT is the liaison office of the Federation of German Industries (BDI) and the Association of German Chambers of Industry and Commerce (DIHK)
Research done in cooperation with the chair of Economic Geography, University Würzburg

RGIT REPRESENTATIVE
of German Industry + Trade


GERMAN BUSINESS IN OREGON



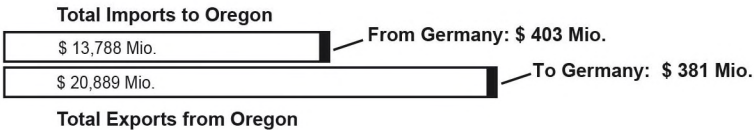
Population:
3,970,239

Employment by Foreign-Owned Affiliates 2013


Total: 50,100 jobs
created by foreign-owned
affiliates in Oregon.



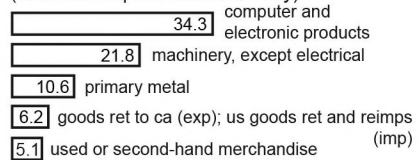
Foreign Trade 2014




Imports to Oregon (%)



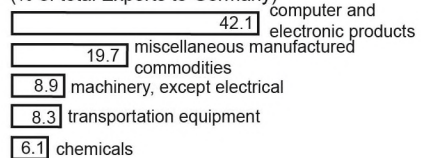
Top Imports from Germany by Industry (% of total Imports from Germany)



Export Destinations (%)



Top Exports to Germany by Industry (% of total Exports to Germany)



Sources: U.S. Department of Commerce (2015) - International Trade Administration, U.S. Census Bureau, Bureau of Economic Analysis


GERMAN BUSINESS IN PENNSYLVANIA



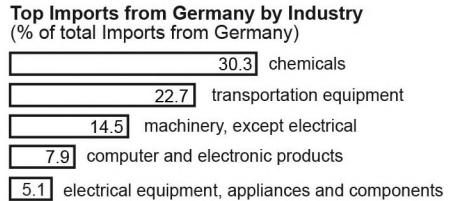
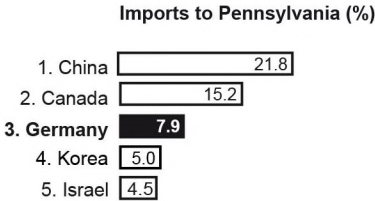

Population:
12,787,209

Employment by Foreign-Owned Affiliates 2013

Total: 287,500 jobs
created by foreign-owned
affiliates in Pennsylvania.



Foreign Trade 2014



Sources: U.S. Department of Commerce (2015) - International Trade Administration, U.S. Census Bureau, Bureau of Economic Analysis

RGIT is the liaison office of the Federation of German Industries (BDI) and the Association of German Chambers of Industry and Commerce (DIHK)
Research done in cooperation with the chair of Economic Geography, University Würzburg

RGIT REPRESENTATIVE
of German Industry + Trade

GERMAN BUSINESS IN PUERTO RICO



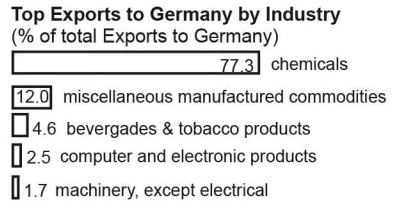
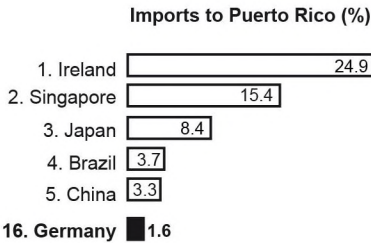
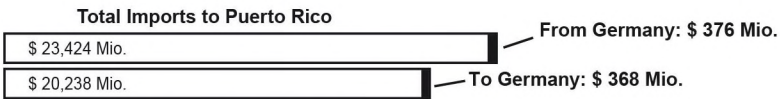
Population:
3,548,397

Employment by Foreign-Owned Affiliates 2013

Total: 19,100 jobs
created by foreign-owned
affiliates in Puerto Rico.



Foreign Trade 2014



Sources: U.S. Department of Commerce (2015) - International Trade Administration, U.S. Census Bureau, Bureau of Economic Analysis

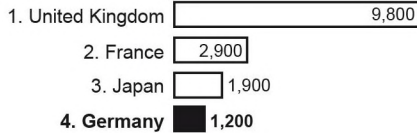
GERMAN BUSINESS IN RHODE ISLAND



Population:
1,055,173

Employment by Foreign-Owned Affiliates 2013

Total: 28,500 jobs
created by foreign-owned
affiliates in Rhode Island.



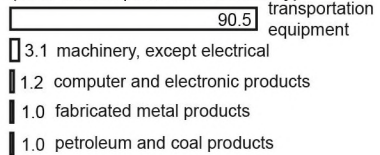
Foreign Trade 2014



Imports to Rhode Island (%)



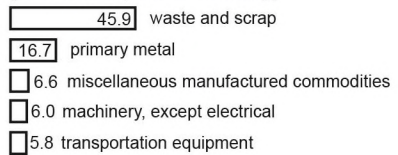
Top Imports from Germany by Industry (% of total Imports from Germany)



Export Destinations (%)



Top Exports to Germany by Industry (% of total Exports to Germany)



Sources: U.S. Department of Commerce (2015) - International Trade Administration, U.S. Census Bureau, Bureau of Economic Analysis


GERMAN BUSINESS IN SOUTH CAROLINA



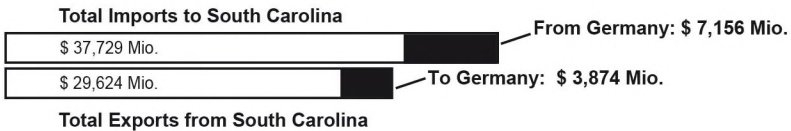
Population:
4,832,482

Employment by Foreign-Owned Affiliates 2013


Total: 127,300 jobs
created by foreign-owned
affiliates in South Carolina.



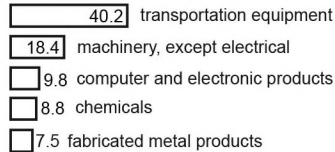
Foreign Trade 2014




Imports to South Carolina (%)



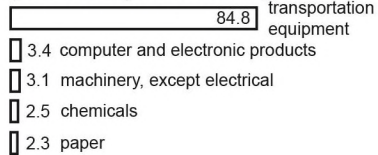
Top Imports from Germany by Industry (% of total Imports from Germany)



Export Destinations (%)



Top Exports to Germany by Industry (% of total Exports to Germany)



Sources: U.S. Department of Commerce (2015) - International Trade Administration, U.S. Census Bureau, Bureau of Economic Analysis


GERMAN BUSINESS IN SOUTH DAKOTA



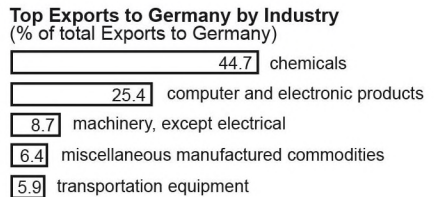
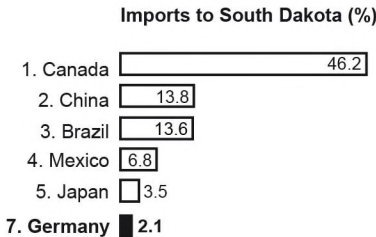
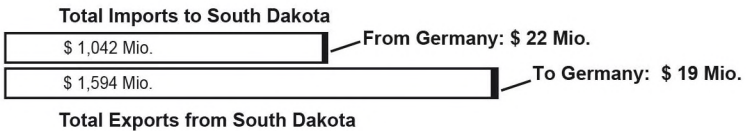
Population:
853,175

Employment by Foreign-Owned Affiliates 2013

Total: 12,500 jobs
created by foreign-owned
affiliates in South Dakota.



Foreign Trade 2014



Sources: U.S. Department of Commerce (2015) - International Trade Administration, U.S. Census Bureau, Bureau of Economic Analysis


GERMAN BUSINESS IN TENNESSEE



Population:
6,549,352

Employment by Foreign-Owned Affiliates 2013

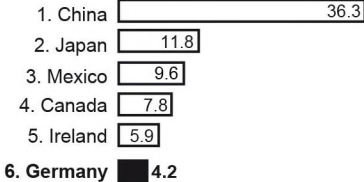
Total: 134,500 jobs
created by foreign-owned
affiliates in Tennessee.



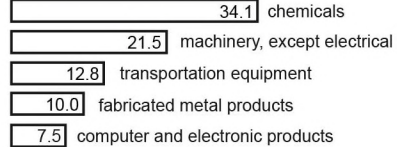
Foreign Trade 2014



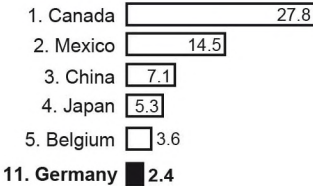
Imports to Tennessee (%)



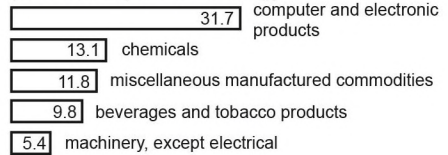
Top Imports from Germany by Industry (% of total Imports from Germany)



Export Destinations (%)



Top Exports to Germany by Industry (% of total Exports to Germany)



Sources: U.S. Department of Commerce (2015) - International Trade Administration, U.S. Census Bureau, Bureau of Economic Analysis

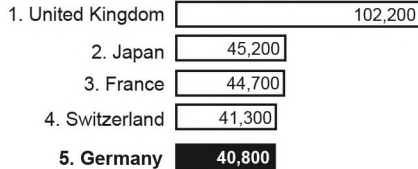
GERMAN BUSINESS IN TEXAS



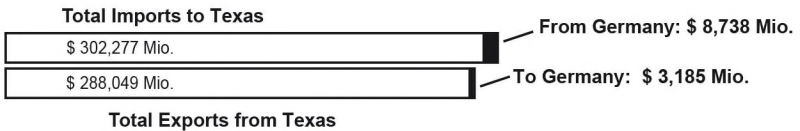
Population:
26,956,958

Employment by Foreign-Owned Affiliates 2013


Total: 512,800 jobs
created by foreign-owned
affiliates in Texas.



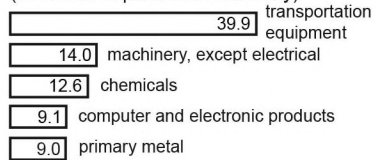
Foreign Trade 2014




Imports to Texas (%)



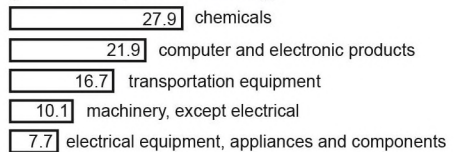
Top Imports from Germany by Industry (% of total Imports from Germany)



Export Destinations (%)



Top Exports to Germany by Industry (% of total Exports to Germany)



Sources: U.S. Department of Commerce (2015) - International Trade Administration, U.S. Census Bureau, Bureau of Economic Analysis


GERMAN BUSINESS IN UTAH



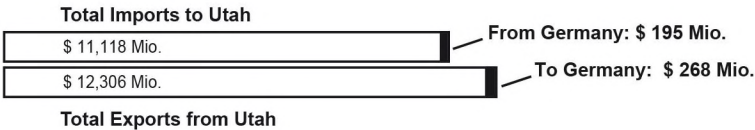
Population:
2,942,902

Employment by Foreign-Owned Affiliates 2013


Total: 36,100 jobs
created by foreign-owned
affiliates in Utah.



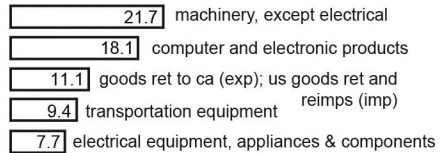
Foreign Trade 2014




Imports to Utah (%)



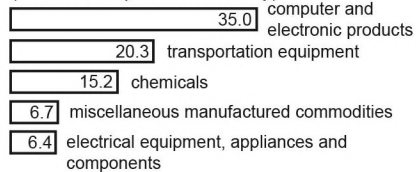
Top Imports from Germany by Industry (% of total Imports from Germany)



Export Destinations (%)



Top Exports to Germany by Industry (% of total Exports to Germany)



Sources: U.S. Department of Commerce (2015) - International Trade Administration, U.S. Census Bureau, Bureau of Economic Analysis


GERMAN BUSINESS IN VERMONT



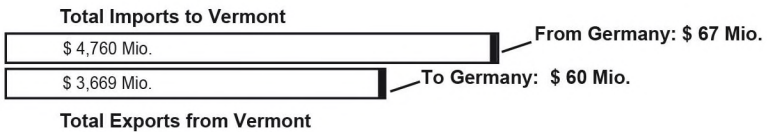
Population:
626,562

Employment by Foreign-Owned Affiliates 2013


Total: 11,500 jobs
created by foreign-owned
affiliates in Vermont.



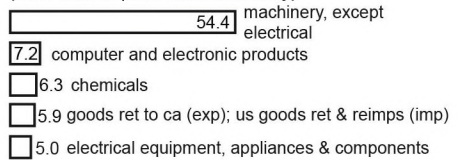
Foreign Trade 2014




Imports to Vermont (%)



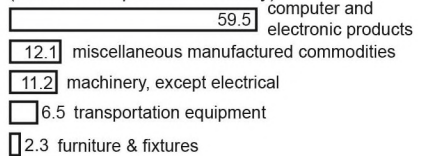
Top Imports from Germany by Industry (% of total Imports from Germany)



Export Destinations (%)



Top Exports to Germany by Industry (% of total Exports to Germany)



Sources: U.S. Department of Commerce (2015) - International Trade Administration, U.S. Census Bureau, Bureau of Economic Analysis

GERMAN BUSINESS IN VIRGINIA



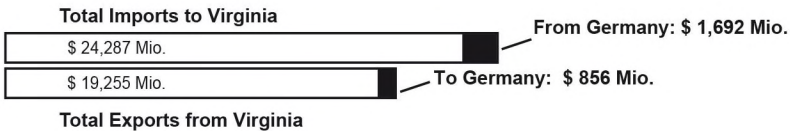
Population:
8,326,289

Employment by Foreign-Owned Affiliates 2013


Total: 169,200 jobs
created by foreign-owned
affiliates in Virginia.



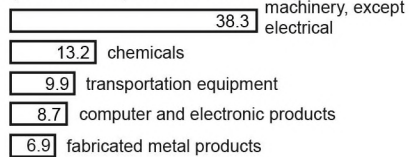
Foreign Trade 2014




Imports to Virginia (%)



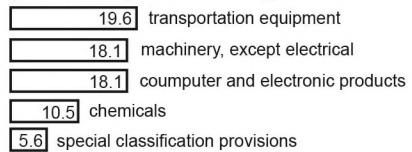
Top Imports from Germany by Industry (% of total Imports from Germany)



Export Destinations (%)



Top Exports to Germany by Industry (% of total Exports to Germany)



Sources: U.S. Department of Commerce (2015) - International Trade Administration, U.S. Census Bureau, Bureau of Economic Analysis

GERMAN BUSINESS IN WASHINGTON



Population:
7,061,530

Employment by Foreign-Owned Affiliates 2013

Total: 101,500 jobs
created by foreign-owned
affiliates in Washington.

1. United Kingdom	16,100
2. Canada	15,600
3. Germany	15,200
4. Japan	14,700

Foreign Trade 2014



Total Exports from Washington



Top Imports from Germany by Industry (% of total Imports from Germany)

20.3	machinery, except electrical
17.4	transportation equipment
12.3	computer and electronic products
11.7	electrical equipment, appliances and components
8.3	goods ret to ca (exp); us goods ret % reimp (imp)



Top Exports to Germany by Industry (% of total Exports to Germany)

66.6	transportation equipment
7.5	computer and electronic products
6.1	electrical equipment, appliances & components
4.0	chemicals
3.7	fish; fresh/chilled/frozen & other marine products

Sources: U.S. Department of Commerce (2015) - International Trade Administration, U.S. Census Bureau, Bureau of Economic Analysis


GERMAN BUSINESS IN WEST VIRGINIA



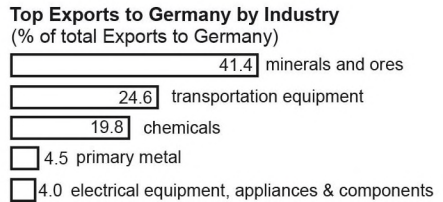
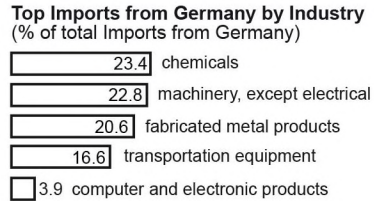
Population:
1,850,326

Employment by Foreign-Owned Affiliates 2013

Total: 27,600 jobs
created by foreign-owned
affiliates in West Virginia.



Foreign Trade 2014



Sources: U.S. Department of Commerce (2015) - International Trade Administration, U.S. Census Bureau, Bureau of Economic Analysis


GERMAN BUSINESS IN WISCONSIN




Population:
5,757,564

Employment by Foreign-Owned Affiliates 2013

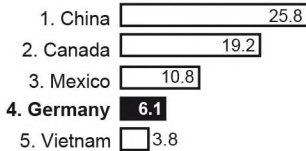
Total: 88,300 jobs
created by foreign-owned
affiliates in Wisconsin.




Foreign Trade 2014



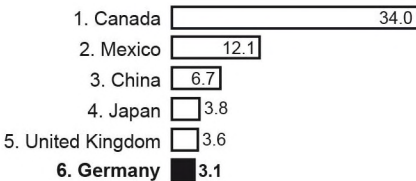
Imports to Wisconsin (%)



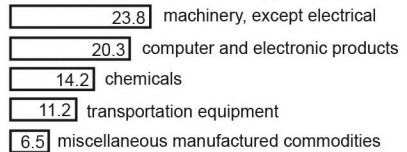
Top Imports from Germany by Industry (% of total Imports from Germany)



Export Destinations (%)



Top Exports to Germany by Industry (% of total Exports to Germany)



Sources: U.S. Department of Commerce (2015) - International Trade Administration, U.S. Census Bureau, Bureau of Economic Analysis


GERMAN BUSINESS IN WYOMING



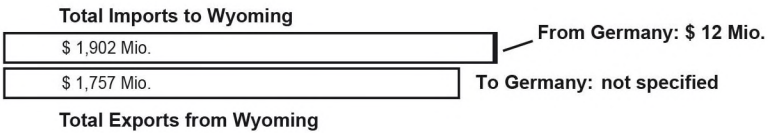
Population:
584,153

Employment by Foreign-Owned Affiliates 2013


Total: 8,800 jobs
created by foreign-owned
affiliates in Wyoming.




Foreign Trade 2014




Imports to Wyoming (%)



Top Imports from Germany by Industry (% of total Imports from Germany)

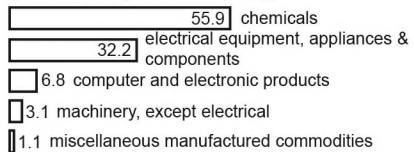


Export Destinations (%)



Germany not specified

Top Exports to Germany by Industry (% of total Exports to Germany)



Sources: U.S. Department of Commerce (2015) - International Trade Administration, U.S. Census Bureau, Bureau of Economic Analysis



German American
Chambers of Commerce
Deutsch-Amerikanische
Handelskammern



REPRESENTATIVE
of German Industry + Trade

GERMAN-AMERICAN TRADE, INVESTMENT, AND JOBS

U.S. COMPANIES ARE IMPORTANT EMPLOYERS IN GERMANY

On the other hand there are numerous American companies that have been investing in Germany and contribute significantly to the German labor market. U.S. majority owned affiliates in Germany accounted for about 613,000 jobs in 2013. At the same time they invested approx. \$8.3 billion in research and development.

GERMANY IS THE 6TH LARGEST EXPORT MARKET FOR THE UNITED STATES

Germany was the 6th largest export market for the United States in 2014 with exports totaling 49.4 billion. Machinery and transportation equipment accounted for the most exports (\$24.5 billion) before chemicals and related products (\$7.6 billion).

U.S. Commodities Exports by Country, 2014

Rank	Country	Export	Share	Change 2014/13
		Global: \$1,620.5 B	100%	2.7%
1	Canada	\$312.4 B	19.3%	3.9%
2	Mexico	\$240.2 B	14.8%	6.3%
3	China	\$123.7 B	7.6%	1.6%
4	Japan	\$66.8 B	4.1%	2.5%
5	United Kingdom	\$53.8 B	3.3%	13.7%
6	Germany	\$49.4 B	3.0%	4.2%

Source: U.S. Department of Commerce

For Germany, the United States was the second largest exports destination after France in 2014. With shipments totaling \$123.3 billion, German exports grew by 7.8% compared to the year before. About 60% of U.S. imports from Germany (\$71.4 billion) were machinery and transport equipment.

U.S. Commodities Imports by Country, 2014

Rank	Country	Import	Share	Change 2014/13
		Global: \$2,347.7 B	100%	3.5%
1	China	\$466.8 B	19.9%	6.0%
2	Canada	\$347.8 B	14.8%	4.6%
3	Mexico	\$294.1 B	12.5%	4.8%
4	Japan	\$134.0 B	5.7%	-3.3%
5	Germany	\$123.3 B	5.3%	7.8%

Source: U.S. Department of Commerce

ABOUT RGIT

The Representative of German Industry and Trade (RGIT) is the Washington, DC liaison office of the Federation of German Industries (BDI) and the Association of German Chambers of Industry and Commerce (DIHK). RGIT's mission is to foster free trade and a welcoming business environment on both sides of the Atlantic to achieve sustainable growth, jobs and innovation for companies involved in German-American economic relations.

Representative of German Industry and Trade

1130 Connecticut Ave, Suite 1200, Washington, DC 20036
 (202) 659-4777 | info@rgit-usa.com
www.rgit-usa.com



ABOUT GTAI

Germany Trade & Invest (GTAI) is the foreign trade and inward investment agency of the Federal Republic of Germany. The organization advises foreign companies looking to expand their business activities in the German market. It provides information on foreign trade to German companies that seek to enter into foreign markets.

Germany Trade and Invest

1130 Connecticut Ave, Suite 1200, Washington, DC 20036
 (202) 629-5710 | washington@gtai.de
www.gtai.de



SOURCES

U.S. Department of Commerce (2014) - International Trade Administration, U.S. Census Bureau, Bureau of Economic Analysis. All information provided by RGIT and GTAI has been put together with utmost care. However we assume no liability for the accuracy of the information provided.

© 2016 - RGIT, GTAI



RGIT REPRESENTATIVE
 of German Industry + Trade



- German Investment in the U.S. at \$224 B
- 640,000 Jobs provided by German Firms
- Germany is 6th largest U.S. Export Market

GERMANY IS A SIGNIFICANT INVESTOR IN THE UNITED STATES

Foreign investors from Germany – the largest European economy – have long maintained a strong presence in the United States. German investment is highly sought after by state and local governments across the United States as it is associated with efficient technologies, a high degree of value added, and well-paid jobs. About 3,500 German majority-owned business operations are present in the U.S. As a whole, more than 4,700 companies in the U.S. benefit from German direct investment. The largest share of German capital came from U.S. affiliates of small and medium-sized enterprises.

Investment by German business in the U.S. market reached nearly \$224 billion as of year-end 2014; comprising 8% of foreign-headquartered businesses who have invested in the U.S. economy. As such, Germany is the 6th largest foreign investor in the U.S. In comparison, China has invested just \$17 billion (including Hong Kong) in the U.S. market. German investment focuses largely on manufacturing (around one third in 2014), the finance as well as the insurance sector.

Foreign Direct Investment Position in the United States by Country as of Year-End 2014*

Rank	Country	Investment
		Total: \$2,901 B
1	United Kingdom	\$449 B
2	Japan	\$373 B
3	Netherlands	\$305 B
4	Canada	\$261 B
5	Luxembourg	\$243 B
6	Germany	\$224 B

*historical cost basis (book value) | Source: U.S. Department of Commerce

U.S. INVESTMENT AT \$116 BILLION IN GERMANY

Germany – the largest consumer market in the European Union with a population of 81 million – is an attractive location for American businesses as well. U.S. direct investment in Germany totaled \$116 billion as of year-end 2014, making Germany the 11th largest destination of U.S. direct investment abroad and the U.S. the largest non-European investor in Germany. The most significant U.S. investments are found in the manufacturing sector as well as in holding companies, finance and insurance.

U.S. Direct Investment Position Abroad by Country as of Year-End 2014*

Rank	Country	Investment
		Total: \$4,920 B
1	Netherlands	\$753 B
2	United Kingdom	\$588 B
3	Luxembourg	\$465 B
4	Canada	\$386 B
11	Germany	\$116 B

*historical cost basis (book value) | Source: U.S. Department of Commerce

GERMAN AFFILIATES SUPPORT ABOUT 640,000 JOBS

German companies employed over 640,000 workers in 2013, which is 3rd after British and Japanese affiliates in the United States. German businesses account for 10.5% of the 6.1 million insured jobs in the U.S.

Insourced Jobs by Foreign Affiliates, 2013

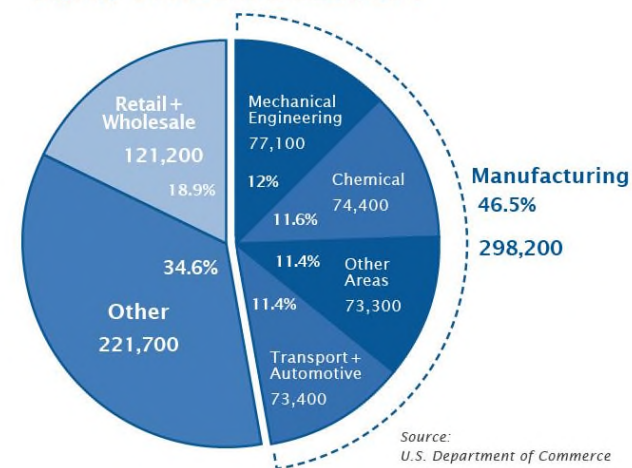
1	United Kingdom	1,030,000
2	Japan	801,000
3	Germany	641,000
4	France	557,000
5	Canada	544,000

Source: U.S. Department of Commerce



Almost half of the jobs created by German affiliates are in manufacturing. Among foreign affiliates in the U.S., German companies provide the 2nd highest number of jobs in this sector. German businesses therefore play a key role in U.S. efforts to strengthen their industrial base.

Employees in German Majority-Owned U.S. Affiliates, 2013



Important investment centers of German business are California and Texas. German companies also employed more than 30,000 people in Pennsylvania, Illinois, New York State, Ohio, Michigan and North Carolina respectively.

Employees in German Majority-Owned U.S. Affiliates, 2013

1	California	64,700
2	Texas	40,800
3	Pennsylvania	37,700
4	Illinois	36,900
5	New York	33,800

Source: U.S. Department of Commerce





Washington News

No. 1 vom 12. Januar 2017

**Informationen des
Representative of German
Industry and Trade (RGIT) in
Washington, DC**

Kontakt:

Tel: (001) 202-659-4777
 Fax: (001) 202-659-4779
<http://www.rgit-usa.com>
publications@rgit-usa.com

Redaktion:

Dr. Christoph Schemionek
cschemionek@rgit-usa.com

Die Washington News erscheinen wöchentlich und berichten über aktuelle wirtschafts- und handelspolitische Entwicklungen in den USA

Weitergabe nur mit ausdrücklicher Genehmigung

© RGIT 2017

All material is protected by copyright law of the United States

Kurzmeldungen

ENERGIE: USA und Mexiko unterzeichnen Stromversorgungsabkommen

Wie das US-amerikanische Energieministerium bekannt gab, unterzeichneten Vertreter beider Länder am 7. Januar eine bilaterale Einigung über die fortgesetzte Gewährleistung einer Versorgungs- bzw. Ausfallsicherheit zwischen den verbundenen Stromnetzen. Das Abkommen folgt dabei einem Vorschlag des US-Energieministeriums aus dessen *Quadrennial Energy Review* zur besseren Verknüpfung des nordamerikanischen Stromnetzes. (mh)

ENERGIE: Neue Energieeffizienznormen veröffentlicht

Inhalt

- [Diese Woche in Washington](#)
- [Anhörungen laufen langsamer als geplant](#)
- [Republikaner beginnen mit Abschaffung des Affordable Care Act](#)
- [GLOBAL: USTR-Bericht zu China und WTO](#)
- [US-Verkehrsministerium veröffentlicht Leitfaden für selbstfahrende Autos](#)
- [ENERGIE: USA und Mexiko unterzeichnen Stromversorgungsabkommen](#)
- [ENERGIE: Neue Energieeffizienznormen veröffentlicht](#)
- [Analyse des "Trumpism"](#)
- [Februar 2017: Firmeninformationsreise zur Weltbank](#)

Diese Woche in Washington

Der 115. US-Kongress hat nach Neujahr seine Arbeit aufgenommen. Im Fokus stehen die Anhörungen der von *President-elect* Donald Trump nominierten Personen für seine Regierung. Allerdings laufen diese langsamer als geplant und somit ist zum jetzigen Zeitpunkt ungewiss, ob Trump nach seiner Inauguration am 20. Januar zumindest auf ein Kernkabinett zurückgreifen kann.

Tom Donohue, Präsident und CEO der *US Chamber of Commerce*, hat in seiner jährlichen Ansprache *President-elect* Donald Trump aufgefordert, umgehend mit dem Abbau behördlicher Vorschriften zu beginnen. In den letzten acht Jahren hätten diese Vorschriften Übermaß genommen, was in erster Linie kleinen und mittleren US-Unternehmen schade. Die Explosion der Anzahl behördlicher Vorschriften könne direkt auf den *Affordable Care Act* und den *Dodd-Frank Act* zurückgeführt werden.

In seiner letzten Grundsatzrede hat der scheidende US-Handelsbeauftragte (USTR) Michael Froman erneut davor gewarnt, dass eine Nicht-Verabschiedung des *Trans-Pacific Partnership* (TPP) das größte Geschenk wäre, welches ein US-Präsident an China übergeben kann. China arbeite bereits daran, sich in der Region Asien-Pazifik stärker zu positionieren. TPP sei hier die beste Gegenstrategie. (cs)

Anhörungen laufen langsamer als geplant

Im Senat haben die Anhörungen der von *President-elect* nominierten Personen für sein zukünftiges Kabinett begonnen. Diese laufen langsamer als geplant. Grund hierfür sind die sich häufenden kritischen Fragen an die Nominierten, insbesondere an **Rex Tillerson**, zukünftiger US-Außenminister, und an **Jeff Sessions**, zukünftiger US-Justizminister (*Attorney General*). Tillerson sieht sich im Außenausschuss mit Fragen konfrontiert, wie und ob er in Anbetracht seiner bisherigen Geschäftsbeziehungen mit Russland als ehemaliger CEO von ExxonMobile die Interessen der USA adäquat vertreten kann. Senator Charles Schumer (D-NY) kritisierte, dass Exxon keinen Einfluss auf die Iran-Sanktionen ausgeübt und stattdessen über eine europäische Niederlassung Geschäftsbeziehungen mit dem Iran ausgeübt haben könnte. Im Justizausschuss musste sich Jeff Sessions gegen die scharfe Kritik der Senatoren Cory Booker (R-NJ) und John Lewis (D-GA) behaupten, den *Violence Against Women Act*, Gesetzgebungen gegen Hassverbrechen und eine Einwanderungsreform abgelehnt zu haben.

Einfacher verlaufen die Anhörung von **Elaine Chao** für den Posten der Verkehrsministerin. Chao war bereits Arbeitsministerin unter Präsident George W. Bush. In ihrer Anhörung erwähnte sie ihre Unterstützung für *Buy American, Hire American*. Überparteiliche Zustimmung findet **David Shulkin** für die Leitung des Veteranenministeriums (*Veterans Affairs - VA*). Shulkin war bereits während der Obama-Administration *Undersecretary* des Ministeriums. Seine Anhörung dürfte unkompliziert verlaufen.

Wilbur Ross' Anhörung für die Leitung des Wirtschaftsministeriums wurde verschoben, da er notwendige Hintergrundinformationen dem zuständigen Ausschuss noch nicht vollständig vorgelegt hat. Auch **Andrew Puzder** (zukünftiger Arbeitsminister) verzögert seine eigene Anhörung, da er persönliche Informationen nicht offengelegt hat. (cs)

Das US-Energieministerium hat neue Energieeffizienznormen u.a. für Schwimmbadpumpen, tragbare Klimaanlage, Tiefkühlräume und Heizungskessel veröffentlicht. Das Ministerium geht davon aus, dass US-Endkonsumenten durch die neuen Richtlinien zwischen 15 und 35 Milliarden US\$ über 30 Jahre einsparen können. Die wirkungsvollste Regulierung betrifft Schwimmbadpumpen, die zukünftig 70% ihres bisherigen Energieverbrauchs einsparen müssen. Private Poolbesitzer können so 400 US\$ jährlich einsparen. Vor Inkrafttreten der neuen Richtlinien muss noch eine 45-tägige Korrekturperiode verstreichen. Daher ist es möglich, dass die neue Administration die Regulierungen verhindern könnte. (bp)

Analyse des "Trumpism"

Der ehemalige Sprecher des Repräsentantenhauses, Newt Gingrich, unternimmt in einer sechsteiligen Veranstaltung der rechtskonservativen *Heritage Foundation* den Versuch, die Gründe des politischen Erfolges von Donald Trump zu erläutern. Als dessen Berater stellte Gingrich im ersten Teil der Veranstaltungsreihe dabei Trumps Bereitschaft zu schnellen und unkonventionellen politischen Handlungen in den Vordergrund. Insbesondere Trumps Handlungsdynamik und seine geringe Sorge, Fehler zu machen, seien wichtige Erfolgsfaktoren. Den Medien warf Gingrich eine zu kritische Berichterstattung vor. Sachliche Hintergründe zu Trumps Aussagen blieben zu oft unberücksichtigt. Die Veranstaltungsreihe setzt sich bis Ende des Monats fort. (mh)

Februar 2017: Firmeninformationsreise zur Weltbank

Das Büro des Delegierten der Deutschen Wirtschaft in Washington (RGIT) und die AHK New York bieten gemeinsam vom 20. - 22. Februar 2017 eine Firmeninformationsreise zum Thema Internationale Finanzierungsinstitutionen an. Angesprochen sind Unternehmen, die Interesse haben, ihre wirtschaftlichen Aktivitäten in Schwellen- und Entwicklungsländern über die Weltbank und die Vereinten Nationen auszubauen. Die angebotene Firmeninformationsreise soll deutschen Unternehmen einen Einblick vermitteln, wie sie sich erfolgreich an den Projekten und Programmen der internationalen Institutionen der Entwicklungszusammenarbeit beteiligen können. Die Veranstaltung bietet die einmalige Gelegenheit, sich in Washington

Republikaner beginnen mit Abschaffung des Affordable Care Act

Die Republikaner wollen den *Affordable Care Act* (ACA) umgehend rückgängig machen, so der designierte US-Vize-Präsident Mike Pence. Die Kosten des Programms seien zu hoch und in den letzten Jahren zusätzlich gestiegen. Der erste Schritt zur Abschaffung hat bereits in dieser Woche stattgefunden, als die Republikaner einen Budgetplan vorgelegt haben. Ihr Motto lautet *Repeal and Delay* – aufheben und verzögern. Die Aufhebung soll durch die sog. *Budget Reconciliation* realisiert werden, das heißt, die Finanzierung einzelner Teile des ACA sollen gekürzt oder komplett gestrichen werden. Eine offizielle Abschaffung ist nicht möglich, da 60 Stimmen im Senat benötigt werden. Zurzeit haben die Republikaner nur 52.

Im Anschluss planen die Republikaner, einen ACA-Ersatz noch in diesem Jahr zu verabschieden, so Paul Ryan (R-WI). Wie ein neuer Gesetzentwurf aussehen kann, bleibt bislang jedoch unklar. Obwohl der ACA kritisiert wird, sind einzelne Teile des Programms in der Bevölkerung sehr beliebt, z.B., dass es unter ACA möglich ist, trotz bestehender gesundheitlicher Probleme (*preexisting conditions*) Versicherungsschutz zu erhalten. Ein weiteres Problem findet sich im Senat, weil 60 Stimmen für Gesetzänderungen oder -entwürfe benötigt werden. Deswegen ist eine Zusammenarbeit mit den Demokraten notwendig. Dies könnte schwierig sein, da die Demokraten kein von den Republikanern geprägtes Gesundheitsgesetz unterstützen wollen. Zudem hat der zukünftige Präsident Trump die Strategie der Republikaner kritisiert. Er betonte in seiner Pressekonferenz, dass die Aufhebung des ACA und die Verabschiedung eines neuen Gesundheitsgesetzes gleichzeitig stattfinden sollen. Somit spricht er sich gegen *Repeal and Delay* aus. In diesem Fall wäre eine schnelle Gesundheitsreform unrealistisch. (ch)

GLOBAL: USTR-Bericht zu China und WTO

Das Büro des US-Handelsbeauftragten (USTR) hat am 9. Januar seinen Jahresbericht zu Chinas Einhaltung der WTO-Regeln veröffentlicht. Seit Eintritt der Volksrepublik in die Welthandelsorganisation im Jahr 2001 sind Exporte von US-Gütern nach China um 505% und Exporte von US-Dienstleistungen um 802% angestiegen. Es existierten jedoch weiterhin einige Problemfelder bei den Handelsbeziehungen der beiden Staaten, vor allem im Bereich des geistigen Eigentums (IP) und bezüglich der chinesischen Industriepolitik. In diesem Zusammenhang werden die Industriespionage, Patentverstöße und Produktpiraterie (online und bei Konsumgütern) in dem Bericht hervorgehoben. Das Büro des USTR kritisiert folgende Aspekte der chinesischen Industriepolitik als nicht-WTO-konform: Lokalisierungsanforderungen, forcierten Technologietransfer, Schutz von Staatsunternehmen, WTO-Vorgaben überschreitende Subventionen, Ausfuhrrestriktionen auf bestimmte Güter und die Überproduktion von Stahl und Aluminium.

Abschließend fasst der Bericht die Streitfälle zusammen, die die Vereinigten Staaten in der Vergangenheit gegen China eingebracht haben. Im Jahr 2016 kamen zu den fünf noch offenen Fällen drei weitere hinzu. Die Streitfälle beziehen sich auf Preisverzerrungen im Agrarbereich (Mais, Weizen, Reis) und bei Rohstoffen. (bp/dbh)

US-Verkehrsministerium veröffentlicht Leitfaden für selbstfahrende Autos

Rechtsinformation von Germany Trade and Invest (GTAI)

Das US-amerikanische Verkehrsministerium (*Department of Transportation* – DOT) hat am 20.9.16 Leitlinien für selbstfahrende Autos (*Federal Automated Vehicles Policy*) erlassen. Den vollständigen Beitrag finden Sie kostenfrei [hier](#). (gtai)

Anzeige



Lufthansa

A Publication of The Representative of German Industry and Trade Washington, DC (Delegierter der Deutschen Wirtschaft)

1130 Connecticut Ave, NW, Suite 1200
Washington, D.C. 20036
www.rgit-usa.com

RGIT is the Washington liaison office of the Federation of German Industries (Bundesverband der

einen Überblick zu verschaffen und Kontakte zu den relevanten Projektmanagern zu knüpfen. Die Reise richtet sich gleichermaßen an Consultants, Planungs- und Ingenieurbüros, Dienstleister und Lieferanten.

Weitere Informationen zum Programm und zur Anmeldung finden Sie [hier](#). (cs)

Deutschen Industrie - BDI) and the Association of German Chambers of Commerce and Industry (Deutscher Industrie- und Handelskammertag - DIHK)

Delegierter der Deutschen Wirtschaft: Daniel Andrich