

OMB No. - 89216
Approval of this form by OMB is not required for collection of information.
RECEIVED 1981
JUN 19 11 12 AM '81
DEPARTMENT OF JUSTICE
CRIMINAL DIVISION
INTERNAL SECURITY SECTION
REGISTRATION UNIT

EXHIBIT A

TO REGISTRATION STATEMENT

Under the Foreign Agents Registration Act of 1938, as amended

Furnish this exhibit for EACH foreign principal listed in an initial statement and for EACH additional foreign principal acquired subsequently.

1. Name and address of registrant Modern Talking Picture Service, Inc. 5000 Park Street, North, St. Petersburg, Florida 33709		2. Registration No. 1803
3. Name of foreign principal South African Consulate General	4. Principal address of foreign principal Dept. of Foreign Affairs & Information, Director General Private Bag X-152 Pretoria, South Africa 0001	

5. Indicate whether your foreign principal is one of the following type:

- Foreign government
- Foreign political party
- Foreign or domestic organization: If either, check one of the following:
 - Partnership
 - Corporation
 - Association
 - Committee
 - Voluntary group
 - Other (specify) _____
- Individual - State his nationality _____

6. If the foreign principal is a foreign government, state:

- a) Branch or agency represented by the registrant. South African Consulate General
425 Park Avenue
New York, N.Y. 10022
- b) Name and title of official with whom registrant deals. Mr. Henning Pietrese, Vice
Consul - Information

7. If the foreign principal is a foreign political party, state:

Not applicable

- a) Principal address
- b) Name and title of official with whom the registrant deals.
- c) Principal aim

8. If the foreign principal is not a foreign government or a foreign political party,

Not applicable

- a) State the nature of the business or activity of this foreign principal

b) Is this foreign principal

Owned by a foreign government, foreign political party, or other foreign principal Yes No

Directed by a foreign government, foreign political party, or other foreign principal. . . . Yes No

Controlled by a foreign government, foreign political party, or other foreign principal . . . Yes No

Financed by a foreign government, foreign political party, or other foreign principal . . . Yes No

Subsidized in whole by a foreign government, foreign political party, or other foreign principal Yes No


Subsidized in part by a foreign government, foreign political party, or other foreign principal Yes No

9. Explain fully all items answered "Yes" in Item 8(b). (If additional space is needed, a full insert page may be used.)

Not applicable

10. If the foreign principal is an organization and is not owned or controlled by a foreign government, foreign political party or other foreign principal, state who owns and controls it.

Not applicable

Date of Exhibit A June 5, 1981	Name and Title William M. Oard, Executive Vice President	Signature 
-----------------------------------	--	--

UNITED STATES DEPARTMENT OF JUSTICE
Washington, D.C. 20530

JUN 19 11 12 AM '81

EXHIBIT B

INTERNAL SECURITY
SECTION
REGISTRATION UNIT

TO REGISTRATION STATEMENT
Under the Foreign Agents Registration Act
of 1938, as amended

INSTRUCTIONS: A registrant must furnish as an Exhibit B copies of each written agreement and the terms and conditions of each oral agreement with his foreign principal, including all modifications of such agreements; or, where no contract exists, a full statement of all the circumstances, by reason of which the registrant is acting as an agent of a foreign principal. This form shall be filed in duplicate for each foreign principal named in the registration statement and must be signed by or on behalf of the registrant.

Name of Registrant	Name of Foreign Principal
Modern Talking Picture Service, Inc.	South African Consulate General

Check Appropriate Boxes:

- The agreement between the registrant and the above-named foreign principal is a formal written contract. If this box is checked, attach two copies of the contract to this exhibit.
- There is no formal written contract between the registrant and foreign principal. The agreement with the above-named foreign principal has resulted from an exchange of correspondence. If this box is checked, attach two copies of all pertinent correspondence, including a copy of any initial proposal which has been adopted by reference in such correspondence.
- The agreement or understanding between the registrant and foreign principal is the result of neither a formal written contract nor an exchange of correspondence between the parties. If this box is checked, give a complete description below of the terms and conditions of the oral agreement or understanding, its duration, the fees and the expenses, if any, to be received.

4. Describe fully the nature and method of performance of the above indicated agreement or understanding.

Development of production and distribution of an interview program (5:20) titled VIEWPOINT for transmittal via Modern Satellite Network, starting early June 1981 - 6 transmissions for the balance of the third and fourth quarters. Fee: \$7,500.

Interview script is attached.

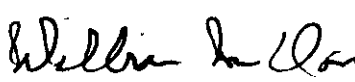
Synopsis of film insert: Mining of strategic minerals in the Republic of South Africa. The role of minerals and mining and their importance to the western world.

5. Describe fully the activities the registrant engages in or proposes to engage in on behalf of the above foreign principal.

Registrant will arrange for telecasting a VIEWPOINT program via satellite in the proper electronic format (3/4" U-matic tape) for this foreign principal to a minimum of 498 participating/receiving CATV systems in the United States, six times in the last 2 quarters of 1981, starting early June, handling all pre-production, production, post-production and distribution of the program.

6. Will the activities on behalf of the above foreign principal include political activities as defined in Section 1(o) of the Act?^{1/} Yes No

If yes, describe all such political activities indicating, among other things, the relations, interests or policies to be influenced together with the means to be employed to achieve this purpose.

Date of Exhibit B	Name and Title	Signature
June 5, 1981	William M. Oard Executive Vice President	

^{1/} Political activity as defined in Section 1(o) of the Act means the dissemination of political propaganda and any other activity which the person engaging therein believes will, or which he intends to, prevail upon, indoctrinate, convert, induce, persuade, or in any other way influence any agency or official of the Government of the United States or any section of the public within the United States with reference to formulating, adopting, or changing the domestic or foreign policies of the United States or with reference to the political or public interests, policies, or relations of a government of a foreign country or a foreign political party.



Modern Talking
Picture Service

RECEIVED
U.S. DEPARTMENT OF JUSTICE
CRIMINAL DIVISION JUN 19 '81

JUN 19 11 12 AM '81

INTERNAL SECURITY SECTION
REGISTRATION UNIT
May 18, 1981

Mr. Henning Pieterse
South African Consulate
425 Park Avenue Suite 1200
New York, NY 10022

Dear Henning:

This letter will confirm our conversation and the South African Consul General's participation in our Viewpoint interview program to be taped on May 21, 1981. As we discussed, this is at a cost of \$7,500 and this fee includes all pre-production, production, post-production, and distribution of the program.

The show will air starting in early June and will play six times for the balance of the third and fourth quarters of 1981.

With the short lead time, our Modern Satellite Network's producer, Emily Parker, will contact you to follow up with the concept and planning of the Viewpoint, and by copy of this letter, I am letting Jay Campbell, Modern Satellite Network's director, know of your participation.

Please sign below indicating your acceptance of this agreement and return one copy to us and retain one copy for your records.

Sincerely,

Robert F. Cripps
Account Executive

ACCEPTED:

Date: MAY 19, 1981

By: *J. Doobler*

DEPUTY CONSUL GENERAL (INFORMATION)
(Title)
FOR THE SOUTH AFRICAN CONSULATE GENERAL,
NEW YORK NY 10022

CC: Jay Campbell

Script from South-African '81.

INTERVIEW WITH REAR ADMIRAL WILLIAM C. MOTT OF JUSTICE

MAY 21, 1981

RECEIVED
U.S. DEPARTMENT
OF JUSTICE
CRIMINAL DIVISION

JUN 19 11 12 AM '81

INTERNAL SECURITY
SECTION
REGISTRATION UNIT

Many people are unaware of the rôle of metals and minerals in a Modern economy. But if one evaluates their role in the everyday life of Americans, the picture changes dramatically. Chromium, manganese, platinum, and vanadium, for example, are not exactly household names in America.

Today we have the honor to have with us Rear Admiral William C. Mott, Executive Director of the Council on Economics and National Security.

Welcome Admiral Mott.

Q
What are the uses of these minerals and how do they affect our lives?

Q
I understand that you've brought along a short film for us today on strategic minerals, let's take a look at it.

(FILM INSERT)


Q
How vulnerable is the West to imported critical materials and is it in fact true that we are involved in a so called resource war?

Q
Are domestic sources of these minerals available in one form or the other?

Q
What do you propose to remedy the situation?

Q
I understand that there is an address that the viewers can write to if they would like more information about strategic minerals, and that is:

STRATEGIC MINERALS
SUITE 1200
425 Park Avenue
New York, NY 10022

 Modern Talking
Picture Service



RECEIVED
U.S. DEPARTMENT
OF JUSTICE
CRIMINAL DIVISION

MODERN SATELLITE NETWORK

Via RCA's SATCOM I SATELLITE/Transponder #22
Monday through Friday, 12 Noon-5:00 p.m./Saturday and Sunday, 8:00 a.m.-1:00 p.m. (Eastern Time)

MSN CABLE AFFILIATES LISTED BY MARKET RANK

April 1, 1981 TOTAL SUBSCRIBERS: 3,445,040 TOTAL SYSTEMS: 455

SUBSCRIBER COUNT		SUBSCRIBER COUNT		SUBSCRIBER COUNT	
NEW YORK MARKET #1		BOSTON MARKET #6		ST. LOUIS MARKET #14	
BELLE MEAD NJ	100	PEABODY MA	100	ALTON IL	11,900
HUNTINGTON NY	9,000	SALEM MA	16,300	CLAYTON MO	600
LYNDHURST NJ	17,000	TOTAL 16,400		HAZELWOOD MO	1,430
MANAHAWKIN NJ	10,000	DETROIT MARKET #7		MADISON IL	100
NEW ROCHELLE NY	15,000	LAPEER MI	940	TOTAL 14,130	
PT. PLEASANT BEACH NJ	18,590	MADISON HEIGHTS MI	100	ATLANTA MARKET #16	
PT. JEFFERSON NY	37,000	PLYMOUTH MI	540	ATLANTA GA	1,000
WARWICK NY	5,000	PORT HURON MI	12,000	CLAYTON GA	1,200
TOTAL 111,690		ST. CLAIR SHORES MI	5,600	DOUGLASVILLE GA	3,220
LOS ANGELES MARKET #2		TOTAL 19,180		JONESBORO GA	5,220
ASUZA CA	13,070	WASHINGTON MARKET #8		LANETT AL	7,200
CAMARILLO CA	3,500	CUMBERLAND MD	35,000	MABLETON GA	1,720
EAGLE MOUNTAIN CA	500	FREDERICK MD	7,500	PEACHTREE CITY GA	2,000
GLENDALE CA	6,000	RESTON VA	7,000	SMYRNA GA	2,470
HEMET CA	10,000	WINCHESTER VA	6,200	TOTAL 24,030	
HUNTINGTON BEACH CA	1,000	TOTAL 55,800		SEATTLE MARKET #17	
NEWHALL CA	4,500	CLEVELAND MARKET #9		ABERDEEN WA	4,400
OXNARD CA	22,000	ASHTABULA OH	23,000	ANACORTES WA	850
PALO CEDRO CA	100	BAY VILLAGE OH	100	BAINBRIDGE WA	200
PASADENA CA	450	CANTON OH	1,800	BREMERTON WA	7,530
REDLANDS CA	6,000	EASTLAKE OH	100	BURLINGTON WA	7,780
REDONDO BEACH CA	3,000	ELYRIA OH	100	MORTON WA	680
RIALTO CA	610	MAYFIELD VILLAGE OH	4,600	OLYMPIA WA	15,150
RIVERSIDE CA	1,420	PARMA OH	5,000	SEATTLE WA	500
SAN BERNARDINO CA	5,000	WESTLAKE OH	320	VALDEZ AK	720
SUNNYMEAD CA	3,000	TOTAL 35,020		TOTAL 37,810	
TUJUNGA CA	14,700	DALLAS MARKET #10		TAMPA MARKET #18	
VENTURA CA	14,000	DENTON TX	4,900	DUNEDIN FL	3,000
YUCCA VALLEY CA	9,270	IRVING TX	800	LAKELAND FL	1,000
TOTAL 118,120		MINERAL WELLS TX	4,550	SARASOTA FL	39,000
CHICAGO MARKET #3		TOTAL 10,250		TEMPLE TERRACE FL	4,500
GLENDALE HEIGHTS IL	480	PITTSBURGH MARKET #11		TOTAL 47,500	
McHENRY IL	6,000	CLARION PA	1,890	BALTIMORE MARKET #19	
OAK PARK IL	1,730	FAIRMONT WV	10,300	BALTIMORE MD	24,000
ORLAND PARK IL	100	MASONTOWN PA	5,000	HYATTSVILLE MD	100
WILMETTE IL	100	MORGANTOWN WV	12,500	TOTAL 24,100	
HAMMOND IN	4,000	PITTSBURGH PA	100	HARTFORD MARKET #20	
TOTAL 12,410		TOTAL 29,790		BRANFORD CT	33,000
PHILADELPHIA MARKET #4		HOUSTON MARKET #12		CLINTON CT	7,800
AUDUBON NJ	55,000	BELLAIRE TX	1,420	MANCHESTER CT	17,600
MALVERN, PA	2,000	CLUTE TX	6,970	MIDDLETOWN CT	7,000
WILLOW GROVE PA	7,010	HOUSTON TX	2,500	PLAINVILLE CT	35,000
WOODBURY NJ	13,500	HOUSTON TX	6,000	TORRINGTON CT	1,350
TOTAL 77,510		HOUSTON TX	2,800	TOTAL 101,750	
SAN FRANCISCO MARKET #5		HOUSTON TX	1,420	DENVER MARKET #21	
CONCORD CA	31,000	HOUSTON TX	6,600	BOULDER CO	2,560
DALY CITY CA	7,000	HOUSTON TX	8,780	ENGLEWOOD CO	11,900
EL GRANADA CA	2,630	HOUSTON TX	560	ENGLEWOOD CO	5,600
FOSTER CITY CA	26,030	HOUSTON TX	10,500	ENGLEWOOD CO	8,360
FREMONT CA	7,640	RICHMOND, TX	1,000	FT. COLLINS CO	4,940
HEYWARD CA	13,200	THE WOODLANDS TX	2,050	FT. MORGAN CO	2,920
MARTINEZ CA	26,500	TOTAL 50,600		GREELEY CO	810
MOUNT SHASTA CA	36,030	MINNEAPOLIS MARKET #13		HOLYOKE CO	490
PACIFICA CA	15,920	RED WING MN	620	LAKEWOOD CO	3,030
RICHMOND CA	11,300	ST. LOUIS PARK MN	3,400	LARAMIE WY	6,200
SAN BRUNO CA	32,000	TOTAL 4,020		LITTLETON CO	7,000
SAN CARLOS CA	13,740	ST. LOUIS MARKET #14		LOVELAND CO	100
SUNNYVALE CA	7,800	TOTAL 58,490		STERLING CO	4,580
THE SEA RANCH CA	6,500				
WEATHERVILLE CA	450				
TOTAL 237,740					

SUBSCRIBER COUNT	
INDIANAPOLIS MARKET #22	
GREENWOOD IN	100
KOKOMO IN	19,500
LAFAYETTE IN	26,000
TOTAL 45,600	

SUBSCRIBER COUNT	
SACRAMENTO MARKET #23	
GROVELAND CA	500
MODESTO CA	8,850
ROSEVILLE CA	280
SAN ADREAS CA	660
STOCKTON CA	20,000
WALNUT CREEK CA	16,500
WOODLAND CA	2,440
TOTAL 49,230	

SUBSCRIBER COUNT	
PORTLAND MARKET #24	
CASCADE LOCKS OR	210
DEPOE BAY OR	550
LONGVIEW WA	6,260
MT. ANGEL OR	150
PENDLETON OR	8,870
PRINEVILLE OR	5,310
SILETZ OR	150
TILLAMOOK OR	2,390
WALDPORT OR	600
TOTAL 24,490	

SUBSCRIBER COUNT	
SAN DIEGO MARKET #25	
ALPINE CA	890
CARLSBAD CA	1,400
CORONADO CA	3,700
OCEANSIDE CA	14,360
SAN DIEGO CA	100
SPRING VALLEY CA	590
TOTAL 21,040	

SUBSCRIBER COUNT	
MILWAUKEE MARKET #26	
ELM GROVE WI	18,000
WEST BEND WI	100
WHITEWATER WI	1,500
TOTAL 19,600	

SUBSCRIBER COUNT	
KANSAS CITY MARKET #27	
INDEPENDENCE MO	23,000
OVERLAND PARK KS	33,000
TOTAL 53,000	

SUBSCRIBER COUNT	
CINCINNATI MARKET #28	
CINCINNATI OH	3,500
CINCINNATI OH	2,000
CINCINNATI OH	4,300
CINCINNATI OH	5,500
GOLF MANOR OH	910
HAMILTON OH	27,460
MIDDLETOWN OH	27,000
NORWOOD OH	5,000
TOTAL 75,660	

SUBSCRIBER COUNT	
BUFFALO MARKET #29	
BATAVIA NY	14,020
LOCKPORT NY	1,700
NORTH TONAWANDA NY	950
TOTAL 16,670	

SUBSCRIBER COUNT	
NASHVILLE MARKET #30	
FRANKLIN TN	1,700
LEBANON TN	100
NASHVILLE TN	500
SMYRNA TN	100
SPRINGFIELD TN	100
TOTAL 2,500	

SUBSCRIBER COUNT	
PHOENIX MARKET #31	
CASA GRANDE AZ	530
COTTONWOOD AZ	1,770
HOLBROOK AZ	1,570
KINGMAN AZ	170
LAKE HAVASU CITY AZ	750
MESA AZ	1,000
MIAMI AZ	3,820
MORENCI AZ	2,370
PAGE AZ	1,210
PAYSON AZ	2,030
PEORIA AZ	100
PHOENIX AZ	9,000
RIO RICO AZ	280
SHOW LOW AZ	3,250
WINSLOW AZ	2,510
TOTAL 30,360	

SUBSCRIBER COUNT	
MEMPHIS MARKET #33	
MEMPHIS TN	11,000
WEST MEMPHIS AR	3,500
TOTAL 14,500	

SUBSCRIBER COUNT	
NEW ORLEANS MARKET #34	
GOLDEN MEADOW LA	10,000
SLIDELL LA	2,983
SLIDELL LA	3,350
TOTAL 16,333	

SUBSCRIBER COUNT	
COLUMBUS MARKET #35	
CHILlicothe OH	100
COLUMBUS OH	24,000
COLUMBUS OH	35,000
COLUMBUS OH	40,000
MARION OH	11,750
NEWARK OH	13,440
TOTAL 124,290	

SUBSCRIBER COUNT	
GRAND RAPIDS MARKET #37	
COLDWATER MI	4,700
GREENVILLE MI	2,810
TOTAL 7,510	

SUBSCRIBER COUNT	
PROVIDENCE MARKET #38	
FALL RIVERS MA	5,000
NEW BEDFORD MA	9,950
ORLEANS MA	3,400
WESTERLY RI	3,450
TOTAL 21,800	

SUBSCRIBER COUNT	
OKLAHOMA CITY MARKET #39	
ALVA OK	2,100
CARNEGIE OK	500
ENID OK	11,580
MEDFORD OK	420
MIDWEST CITY OK	4,000
OKLAHOMA CITY OK	5,050
TOTAL 23,650	

SUBSCRIBER COUNT	
ORLANDO MARKET #40	
ALTAMONTE SPRINGS FL	3,340
ORLANDO FL	10,000
TOTAL 13,340	

SUBSCRIBER COUNT	
CHARLESTON MARKET #41	
MILTON WV	3,000
TOTAL 3,000	

SUBSCRIBER COUNT	
RALEIGH MARKET #42	
CHAPEL HILL NC	1,000
WILSON NC	7,200
TOTAL 8,200	

SUBSCRIBER COUNT	
LOUISVILLE MARKET #43	
LOUISVILLE KY	1,000
RADCLIFFE KY	100
TOTAL 1,100	

SUBSCRIBER COUNT	
DA. / ON MARKET #44	
URBANA OH	840
TOTAL 840	

SUBSCRIBER COUNT	
NORFOLK MARKET #46	
HAMPTON VA	17,000
NEWPORT NEWS VA	13,700
TOTAL 30,700	

SUBSCRIBER COUNT	
SALT LAKE CITY MARKET #47	
ELKO NV	3,180
EVANSTON WY	1,200
OGDEN UT	7,300
PRICE UT	1,170
PROVO UT	3,260
ROCK SPRINGS WY	12,000
SALEM UT	540
SALT LAKE CITY UT	7,600
VERNAL UT	1,150
TOTAL 37,400	

SUBSCRIBER COUNT	
ALBANY MARKET #48	
ALBANY NY	34,000
RENSELAER NY	11,000
TROY NY	29,000
TOTAL 74,000	

SUBSCRIBER COUNT	
BIRMINGHAM MARKET #49	
BIRMINGHAM AL	30,000
BIRMINGHAM AL	4,000
HOMWOOD AL	10,570
PELL CITY AL	1,490
TOTAL 46,060	

SUBSCRIBER COUNT	
WILKES BARRE MARKET #50	
PALMERTON PA	38,000
STEVENS PA	100
TOTAL 38,100	

SUBSCRIBER COUNT	
SAN ANTONIO MARKET #51	
SAN ANTONIO TX	3,200
TOTAL 3,200	

SUBSCRIBER COUNT	
FLINT MARKET #52	
ESSEXVILLE MI	8,000
TOTAL 8,000	

SUBSCRIBER COUNT	
WICHITA MARKET #54	
ANDOVER KS	15,340
DODGE CITY KS	3,810
EL DORADO KS	1,600
GARDEN CITY KS	3,760
LA VISTA NB	4,500
NEWTON KS	2,140
ULYSSES KS	1,460
TOTAL 32,610	

SUBSCRIBER COUNT	
LITTLE ROCK MARKET #55	
LITTLE ROCK AR	800
TOTAL 800	

SUBSCRIBER COUNT	
TULSA MARKET #57	
COWETA OK	700
INDEPENDENCE KS	3,570
MUSKOGEE OK	7,760
OWASSO OK	1,250
TOTAL 13,280	

SUBSCRIBER COUNT	
SHREVEPORT MARKET #58	
BOSSIER CITY LA	11,000
SHREVEPORT LA	35,000
TOTAL 46,000	

	SUBSCRIBER COUNT
KNOXVILLE MARKET #59	
JEFFERSON CITY TN	250
KNOXVILLE TN	23,860
	TOTAL 24,110
MOBILE MARKET #60	
VALPARAISO FL	1,200
	TOTAL 1,200
ROANOKE MARKET #61	
ROANOKE VA	22,540
	TOTAL 22,540
DES MOINES MARKET #62	
DES MOINES IA	36,000
FORT MADISON IA	16,000
	TOTAL 52,000
SYRACUSE MARKET #63	
SYRACUSE NY	24,200
WEST SENECA NY	85,000
	TOTAL 109,200
RICHMOND MARKET #64	
RICHMOND VA	3,670
RICHMOND VA	5,000
	TOTAL 8,670
JACKSONVILLE MARKET #66	
FERNANDINA BEACH FL	2,370
JACKSON BEACH FL	100
	TOTAL 2,470
GREEN BAY MARKET #67	
GREEN BAY WI	13,050
	TOTAL 13,050
ROCHESTER MARKET #68	
LIBERTY NY	100
ROCHESTER NY	8,500
	TOTAL 10,600
FRESNO MARKET #69	
COALINGA CA	1,160
FRESNO CA	20,000
HANFORD CA	3,350
KERNVILLE CA	5,030
LOS BANOS CA	17,080
MERCED CA	14,300
PORTERVILLE CA	5,800
VISALIA CA	100
	TOTAL 66,820
DAVENPORT MARKET #70	
BURLINGTON IA	1,000
	TOTAL 1,000
CHATTANOOGA MARKET #71	
FT. PAYNE AL	3,850
	TOTAL 3,850
SPOKANE MARKET #73	
AUBURN WA	6,500
COEUR D'ALENE ID	5,100
LA GRANDE OR	46,000
METALINE FALLS WA	200
OROFINO ID	870
OSBURN ID	100
QUINCY WA	750
SPOKANE WA	30,000
	TOTAL 89,520

	SUBSCRIBER COUNT
ALBUQUERQUE MARKET #75	
ALBUQUERQUE NM	20,000
BAYARD NM	1,950
DURANGO CO	3,640
ESPANOLA NM	760
FARMINGTON NM	7,900
GRAND CANYON AZ	130
LOS ALAMOS NM	1,000
RIO RANCHO NM	100
SILVER CITY NM	3,100
SOCORRO NM	800
	TOTAL 39,300
PADUCAH MARKET #76	
CARBONDALE IL	4,100
PADUCAH KY	14,000
	TOTAL 18,100
CEDAR RAPIDS MARKET #79	
CEDAR RAPIDS IA	5,900
GUTTENBERG IA	990
MT. PLEASANT IA	23,000
WASHINGTON IA	1,200
WATERLOO IA	9,860
	TOTAL 40,950
JACKSON MARKET #80	
PEARL MS	4,000
	TOTAL 4,000
YOUNGSTOWN MARKET #81	
NILES OH	18,000
YOUNGSTOWN OH	5,000
	TOTAL 23,000
SOUTH BEND MARKET #82	
NILES MI	2,420
	TOTAL 2,420
SPRINGFIELD MARKET #86	
CHICOPEE MA	100
	TOTAL 100
PEORIA MARKET #87	
PEORIA IL	35,500
	TOTAL 35,500
EVANSVILLE MARKET #88	
HENDERSON KY	4,600
	TOTAL 4,600
LEXINGTON MARKET #89	
LEXINGTON KY	1,100
NICHOLASVILLE KY	1,020
RICHMOND KY	3,000
	TOTAL 5,120
TUCSON MARKET #90	
BISBEE AZ	2,550
LORDSBURG NM	1,040
NOGALES AZ	3,850
PATAGONIA AZ	320
SAFFORD AZ	4,150
TUCSON AZ	1,309
	TOTAL 13,219
LANSING MARKET #91	
EAST LANSING MI	10,210
	TOTAL 10,210
FARGO MARKET #93	
FARGO ND	5,090
GRAND FORKS ND	12,000
GRAND FORKS AFB ND	2,000
STEPHEN MN	210
	TOTAL 19,300
FT. WAYNE MARKET #94	
HUNTINGTON IN	170
NEW HAVEN IN	12,000
	TOTAL 12,170

	SUBSCRIBER COUNT
HUNTSVILLE MARKET #96	
HUNTSVILLE AL	7,000
MADISON AL	600
	TOTAL 7,600
AUSTIN MARKET #99	
ROUND ROCK TX	2,120
	TOTAL 2,120
WACO MARKET #100	
WACO TX	16,170
	TOTAL 16,170
COLORADO SPRINGS MARKET #101	
PUEBLO CO	9,700
	TOTAL 9,700
EL PASO MARKET #102	
ALAMOGORDO NM	2,280
LAS CRUCES NM	12,730
	TOTAL 15,010
GREENVILLE MARKET #105	
ANDERSON SC	5,180
MARION NC	2,510
	TOTAL 7,690
TERRE HAUTE MARKET #108	
EFFINGHAM IL	4,500
	TOTAL 4,500
WICHITA FALLS MARKET #110	
FREDERICK OK	1,700
FT. SILL OK	3,000
	TOTAL 4,700
JOPLIN MARKET #112	
FORT SCOTT KS	850
JOPLIN MO	6,520
	TOTAL 7,370
COLUMBUS MARKET #113	
FT. BENNING GA	3,000
PHENIX CITY AL	2,250
WEST POINT GA	7,300
	TOTAL 12,550
SALINAS MARKET #114	
MONTEREY CA	8,000
SANTA CRUZ CA	32,000
	TOTAL 40,000
SANTA BARBARA MARKET #116	
LOMPOC CA	2,000
SANTA BARBARA CA	9,200
SANTA MARIA CA	2,950
	TOTAL 14,170
CHARLESTON MARKET #117	
NORTH CHARLESTON SC	25,000
	TOTAL 25,000
SIoux CITY MARKET #121	
SIoux CITY IA	13,950
	TOTAL 13,950
MONTGOMERY MARKET #122	
ANDALUSIA AL	10,090
	TOTAL 10,090
LA CROSSE MARKET #123	
ONALASKA WI	4,850
TOMA WI	1,980
	TOTAL 6,830
LUBBOCK MARKET #125	
MULESHOE TX	460
	TOTAL 460

SUBSCRIBER COUNT	
FT. MYERS MARKET #129	
BONITA SPRINGS FL	11,230
CAPE CORAL FL	7,500
IMOKALEE FL	2,000
NAPLES FL	26,000
TOTAL	46,730
WHEELING MARKET #130	
MINGO JUNCTION OH	1,600
MOUNDSVILLE WV	4,840
STEBENVILLE OH	2,140
TOTAL	8,580
CORPUS CHRISTI MARKET #131	
CORPUS CHRISTI TX	26,000
ROCKPORT TX	1,000
TOTAL	27,000
YAKIMA MARKET #132	
ELLENSBURG WA	4,230
YAKIMA WA	8,800
TOTAL	13,030
COLUMBIA MARKET #134	
MOBERLY MO	100
TOTAL	100
TRAVERSE CITY MARKET #136	
EMPIRE MI	880
TOTAL	880
ROCHESTER MARKET #137	
ALBERT LEA MN	3,150
AUSTIN MN	3,090
TOTAL	6,240
BLUEFIELD MARKET #139	
BLUEFIELD WV	16,370
TOTAL	16,370
TALLAHASSEE MARKET #140	
THOMASVILLE GA	5,350
VALDOSTA GA	11,000
TOTAL	16,350
BOISE MARKET #142	
BOISE ID	8,580
MOUNTAIN HOME ID	1,300
TOTAL	9,880
MINOT MARKET #143	
DICKENSON ND	1,300
TOTAL	1,300
RENO MARKET #144	
CARSON CITY NV	5,730
SOUTH LAKE TAHOE CA	10,130
TAHOE CITY CA	37,000
TAHOE PARADISE CA	9,000
TRUCKEE CA	2,580
TOTAL	64,440
CHICO MARKET #146	
CHICO CA	14,000
TOTAL	14,000
QUINCY MARKET #148	
HANNIBAL MO	4,540
TOTAL	4,540
ODESSA MARKET #150	
MARFA TX	970
OZONA TX	14,000
TOTAL	14,970

SUBSCRIBER COUNT	
FT. SMITH MARKET #151	
FT. SMITH AR	10,200
TOTAL	10,200
ABILENE MARKET #152	
ABILENE TX	4,000
TOTAL	4,000
MEDFORD MARKET #153	
MEDFORD OR	47,000
TOTAL	47,000
BAKERSFIELD MARKET #155	
BORON CA	400
TOTAL	400
MISSOULA MARKET #156	
DEER LODGE MT	650
DILLON MT	1,360
TOTAL	2,010
IDAHO FALLS MARKET #159	
BLACKFOOT ID	800
BURLEY ID	4,750
DUBOIS WY	240
IDAHO FALLS ID	3,730
JACKSON WY	2,420
POCATELLO ID	120
TOTAL	12,060
SALISBURY MARKET #161	
DOVER DE	15,000
TOTAL	15,000
CLARKSBURG MARKET #162	
CLARKSBURG WV	3,000
TOTAL	3,000
RAPID CITY MARKET #164	
GILLETTE WY	4,500
RAPID CITY SD	10,120
TOTAL	14,620
TYLER MARKET #166	
LUFKIN TX	3,010
TOTAL	3,010
LAUREL MARKET #168	
HATTIESBURG MS	4,300
TYLERTOWN MS	100
TOTAL	4,400
ANCHORAGE MARKET #169	
ANCHORAGE AK	10,800
EIELSON AFB AK	1,280
JUNEAU AK	4,200
KETCHIKAN AK	3,200
KODIAK AK	700
SITKA AK	1,850
TOTAL	22,030
BILLINGS MARKET #178	
FORSYTH MT	650
HARDIN MT	990
LAUREL MT	860
TOTAL	2,500
PANAMA CITY MARKET #177	
PANAMA CITY FL	10,000
TOTAL	10,000

SUBSCRIBER COUNT	
MARQUETTE MARKET #179	
NEGAUNEE MI	4,000
TOTAL	4,000
CASPER MARKET #180	
BUFFALO WY	1,640
CODY WY	3,500
GREYBULL WY	1,270
JEFFERY CITY WY	220
KEMMERER WY	1,300
LANDER WY	2,440
NEWCASTLE WY	1,340
RIVERTON WY	3,210
TOTAL	14,920
BILOXI MARKET #183	
LONG BEACH MS	6,800
TOTAL	6,800
EUREKA MARKET #184	
BROOKINGS OR	26,060
EUREKA CA	15,000
FORTUNA CA	15,080
TOTAL	56,140
ROSWELL MARKET #185	
LOVINGTON NM	2,700
ROSWELL NM	22,080
TOTAL	24,780
MANKATO MARKET #186	
MANKATO MN	10,180
TOTAL	10,180
CHEYENNE MARKET #187	
SCOTTSBLUFF NB	1,360
TOTAL	1,360
GRAND JUNCTION MARKET #189	
MONTROSE CO	2,230
NUCLA CO	260
TOTAL	2,490
LIMA MARKET #196	
LIMA OH	21,000
TOTAL	21,000
SAN ANGELO MARKET #198	
SAN ANGELO TX	20,000
TOTAL	20,000
TWIN FALLS MARKET #199	
TWIN FALLS ID	9,990
TOTAL	9,990
HELENA MARKET #210	
HELENA MT	8,040
TOTAL	8,040
MILES CITY MARKET #212	
BAKER MT	600
TOTAL	600
HONOLULU	
HILO HI	7,500
HONOLULU HI	65,000
HONOLULU HI	2,500
HONOLULU CO. HI	32,000
LAHAINA HI	4,500
WAILUKU HI	3,900
TOTAL	115,400
PUERTO RICO	
PONCE PR	630
TOTAL	630



A Division of Modern Talking Picture Service, Inc.
 45 Rockefeller Plaza, New York, NY 10111
 Affiliate Relations Office:
 5000 Park Street North, St. Petersburg, FL 33709



RE: NEW AFFILIATES SINCE MAY 1, 1981

<u>DATE</u>	<u>CITY/STATE</u>	<u>No. SUBS</u>	<u>COMMENTS</u>
May 1	Columbia, SC	12,000	
	Smithfield, UT	173	
	Preston, ID	155	
	Derby, KS	100	
	Refugio, TX	380	
	Benton, AR	100	
	Martin's Ferry, OH	4,700	
	Newton, KS	100	
	Morgantown, NC	3,751	
	Grass Valley, CA	3,724	
	Homer, AK	100	
	Clemson, SC	100	
	Clayton, NY	740	
	Syracuse, NY	32,000	
	Anderson, SC	5,000	Cancelled
Elgin, OR	685		
May 14	Goodland, KS	541	
May 15	Oswego, NY	5,300	
May 18	Empire, MI	880	Cancelled
June 12	Columbia, SC	19,911	
	San Jose, CA	83,000	
	Strongsville, OH	100	
	Jackson, NJ	3,000	
	Orange Park, FL	5,700	
	Newport Beach, CA	7,000	
	Washington Court House, OH	4,001	
	Westminster, CO	2,000	
	Gændale, WA	400	
	Sumner, WA	1,000	
Pompano Beach, FL	750		

<u>DATE</u>	<u>CITY/STATE</u>	<u>NO. SUBS</u>	<u>COMMENTS</u>
June May 12	Longview, WA	6,260	Cancelled
June 15	Millbury ,MA	10	
	Oxford, MA	10	
	Oakland, CA	40,000	

Total Affiliates498

Total Subscriber Count..... 3,674, 860