

SUBMITTAL DATA SHEET

Series Name: Electric Heater
Model Number: EAH-15F(UL)




Heater

Location: _____
Engineer: _____
Submitted to: _____
Submitted by: _____
Reference: _____

Approval: _____
Date: _____
Construction: _____
Unit #: _____
Drawing #: _____

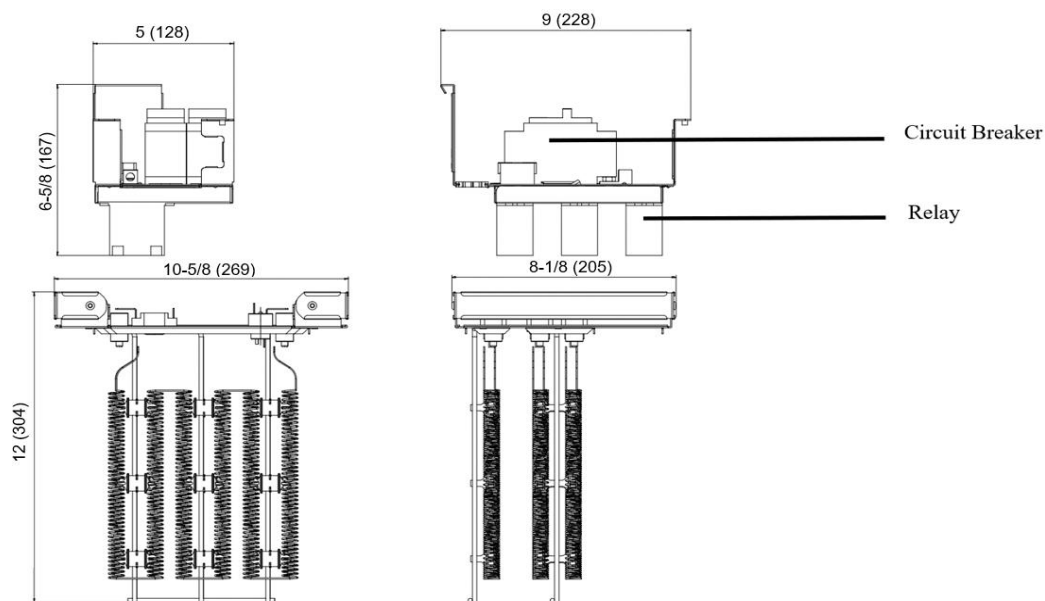
SPECS

Code	22013201000081	
Model	EAH-15F(UL)	
Normal Operational Voltage	(V, Ph, Hz)	208 / 230, 1, 60
Current	A	54.1 / 60.0
Heat Power	kW	11.25 / 13.80
MCA(Circuit 1)	A	23 / 27
MOCP(Circuit 1)	A	25 / 30
MCA(Circuit 2)	A	46 / 53
MOCP(Circuit 2)	A	50 / 60
Heater dimension	mm	559 x 269 x 205
	inch	22 x 10-5/8 x 8-1/8
Pakcaging dimension	mm	650 x 380 x 260
	inch	25-5/8 x 15 x 10-1/4
Net Weight	kg	3.5
	lbs	7.1
Gross Weight	kg	7.0
	lbs	15.4




Heater dimension

unit: Inch (mm)

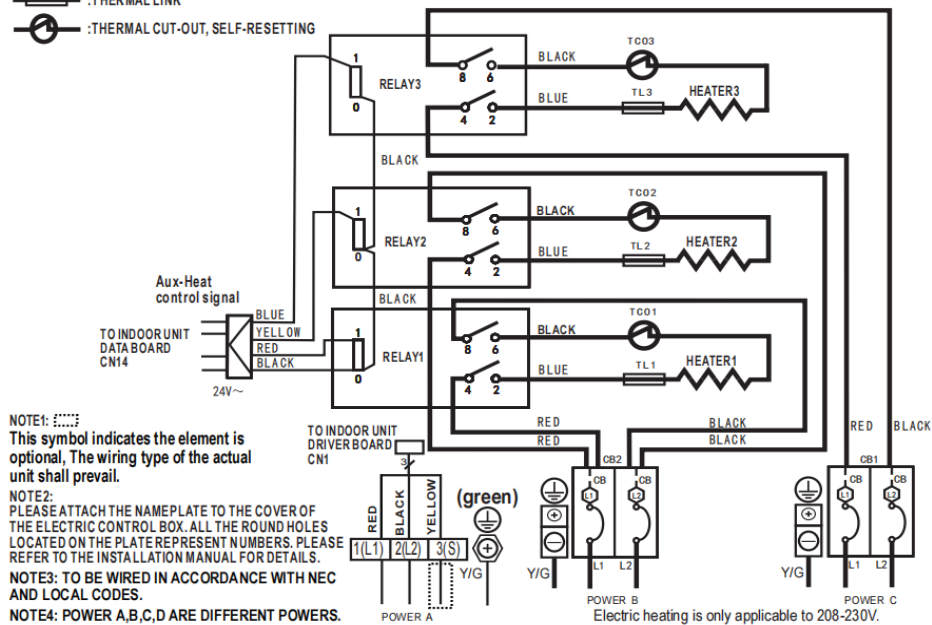


Wiring diagram

15KW HEAT KIT

 : THERMAL LINK

 : THERMAL CUT-OUT, SELF-RESETTING



Round hole number	Relay number	Round hole number	Circuit breaker number
1	RELAY 1	1	CB1
2	RELAY 2	2	CB2
3	RELAY 3		
4			
5			

