

# SUBMITTAL DATA SHEET

Series Name: Electric Heater  
Model Number: EAH-05F(UL)




## Heater

Location: \_\_\_\_\_  
Engineer: \_\_\_\_\_  
Submitted to: \_\_\_\_\_  
Submitted by: \_\_\_\_\_  
Reference: \_\_\_\_\_

Approval: \_\_\_\_\_  
Date: \_\_\_\_\_  
Construction: \_\_\_\_\_  
Unit #: \_\_\_\_\_  
Drawing #: \_\_\_\_\_

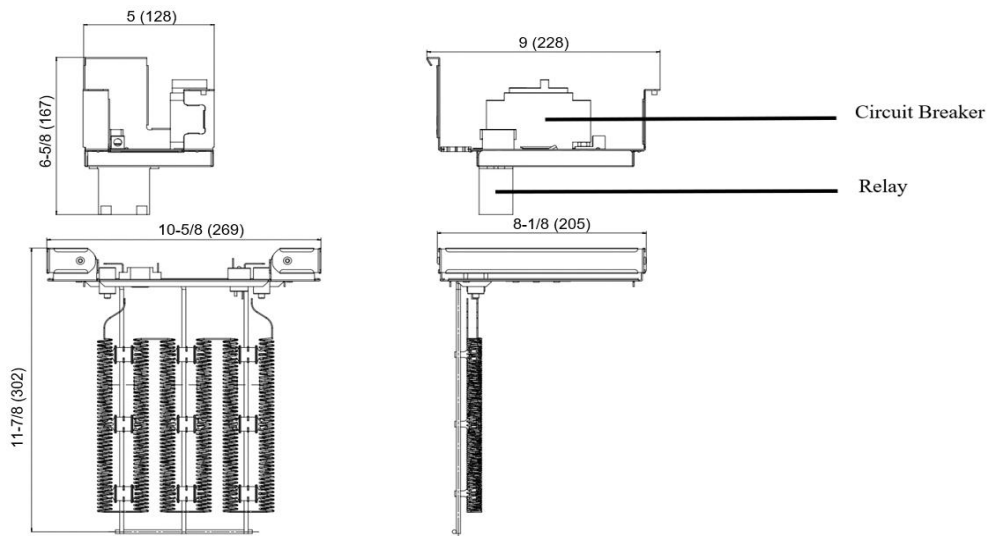
## SPECS

Code	22013201000083	
Model	EAH-05F(UL)	
Normal Operational Voltage	(V, Ph, Hz)	208 / 230, 1, 60
Current	A	18.0 / 20.0
Heat Power	kW	3.75 / 4.60
MCA	A	23 / 27
MOCP	A	25 / 30
Heater dimension	mm	559 x 269 x 205
	inch	22 x 10-5/8 x 8-1/8
Packaging dimension	mm	650 x 380 x 260
	inch	25-5/8 x 15 x 10-1/4
Net Weight	kg	2.2
	lbs	4.5
Gross Weight	kg	5.5
	lbs	12.1




## Heater dimension

unit: Inch (mm)

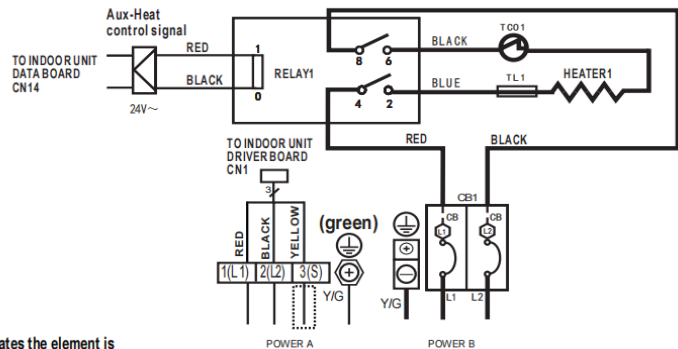


Wiring diagram

3KW/5KW HEAT KIT

 :THERMAL LINK

 :THERMAL CUT-OUT, SELF-RESETTING



NOTE1: 







This symbol indicates the element is optional. The wiring type of the actual unit shall prevail.

NOTE2: PLEASE ATTACH THE NAMEPLATE TO THE COVER OF THE ELECTRIC CONTROL BOX. ALL THE ROUND HOLES LOCATED ON THE PLATE REPRESENT NUMBERS. PLEASE REFER TO THE INSTALLATION MANUAL FOR DETAILS.

NOTE3: TO BE WIRED IN ACCORDANCE WITH NEC AND LOCAL CODES.

NOTE4: POWER A,B,C,D ARE DIFFERENT POWERS.

Electric heating is only applicable to 208-230V.

Round hole number	Relay number	Round hole number	Circuit breaker number
	RELAY1		CB1
			
			
			
			

The wiring mode of power supply A shall be based on the type of original wiring terminal of AHU; for type A, S position must be connected to the outdoor S; for type B, S position shall not be connected. When using 115VAC, connect L1 and L2 (L2 is used as N).

