

SUBMITTAL DATA SHEET

Series Name: Electric Heater
Model Number: EAH-05C(UL)



Heater

Location: _____
Engineer: _____
Submitted to: _____
Submitted by: _____
Reference: _____

Approval: _____
Date: _____
Construction: _____
Unit #: _____
Drawing #: _____

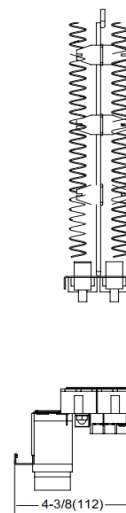
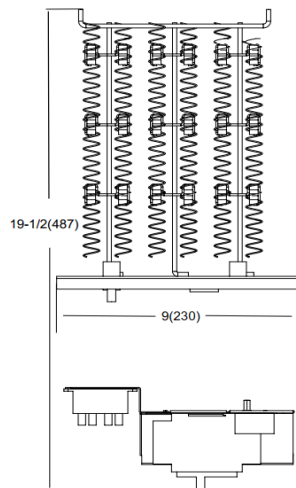
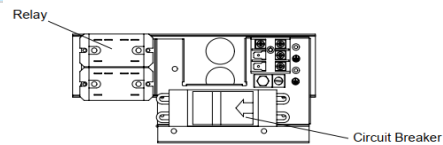
SPECS

Code	22013200000063	
Model	EAH-05C(UL)	
Normal Operational Voltage	(V, Ph, Hz)	208 / 230, 1, 60
Current	A	18 / 20
Heat Power	kW	3.75 / 4.6
MCA	A	23 / 27
MAX. FUSE	A	25 / 30
Heater dimension	mm	497 x 230 x 112
	inch	19.57 x 9.06 x 4.41
Packaging dimension	mm	585 x 335 x 160
	inch	23 x 13.19 x 6.3
Net Weight	kg	1
	lbs	3
Gross Weight	kg	4
	lbs	8





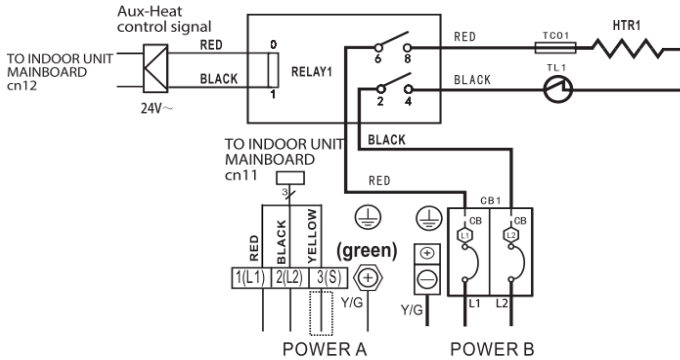
Heater dimension


unit: Inch (mm)



3KW/5KW HEAT KIT

 : THERMAL CUT-OUT(Cut-off temperature 98°C, holding temperature 83°C, limiting temperature 410°C.)
 : THERMAL LINK, SELF-RESETTING(Break-off temperature 60 ± 3°C, reset temperature 43 ± 6°C.)



NOTE1: 
This symbol indicates the element is optional, The wiring type of the actual unit shall prevail.

NOTE2:
Please attach the nameplate to the cover of the electric control box. All the round holes located on the plate represent numbers. Please refer to the Installation Manual for details.

Round hole number	Relay number	Round hole number	Circuit breaker number
⌀	RELAY1	⌀	CB1
⌀⌀			
⌀⌀⌀			
⌀⌀⌀⌀			

NOTE3: TO BE WIRED IN ACCORDANCE WITH NEC AND LOCAL CODES.
NOTE4: POWER A,B,C,D ARE DIFFERENT POWERS.

The wiring mode of power supply A shall be based on the type of original wiring terminal of AHU; for type A, S position must be connected to the outdoor S; for type B, S position shall not be connected.

