

SUBMITTAL DATA SHEET

breeze33

Series Name: Premier Series
Model Number: BZ33-HYP24OUT2-454-G3-P/BZ33-DIDU18-454-G3-P

Slim Duct Heat Pump System	
Location:	Approval:
Engineer:	Date:
Submitted to:	Construction:
Submitted by:	Unit #:
Reference:	Drawing #:



INDOOR SPECIFICATION		
Indoor Air Flow (Turbo/H/M/L/Si) (CFM)	853.5 / 706.3 / 618.0 / 500.3 / N/A	
Indoor Noise Level (Turbo/H/M/L/Si) (dBA)	N/A/40.0/37.0/35/29.5	
Indoor static pressure range(in.w.g.)	0-0.8	
Dimension(W×D×H)	inch	39-3/8 x 29-1/2 x 9-5/8
	mm	1000 x 750 x 245
Package(W×D×H)	inch	48-1/4 x 33-7/8 x 12
	mm	1225 x 860 x 304
Net/Gross Weight	lbs	80.47/91.93
	kg	36.5/41.7

OUTDOOR SPECIFICATION		
Compressor Type	ROTARY	
Compressor Model	KTM240D46UKT2	
Refrigerant	R454B	
Refrigerant Oil Charge(mL)	620	
Refrigerant Oil	VG74	
Outdoor Air Flow (Max) (CFM)	2236.7	
Outdoor Noise Level (dBA)	61.0	
Dimension(W×D×H)	inch	37-1/4 x 16-1/8 x 31-7/8
	mm	946 x 410 x 810
Package(W×D×H)	inch	42-15/16 x 19-11/16 x 34-13/16
	mm	1090 x 500 x 885
Net/Gross Weight	lbs	130.29/141.31
	kg	59.1/64.1

EFFICIENCY			
	Cooling		Heating
SEER2	19	HSPF2-4	11.7
EER2	12.0	COP	3.81

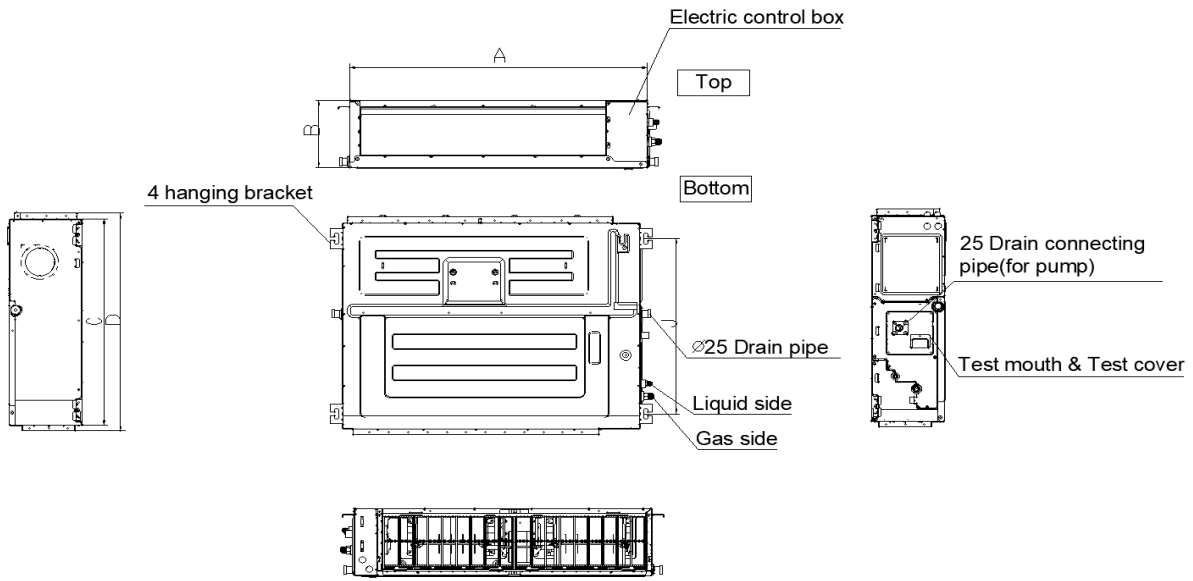
PERFORMANCE of Cooling	
Cooling (Btu/hr)	
Rated Capacity	24000
Min/Max Capacity	5000~28000
Moisture Removal(L/h)	2.03
Standard Operating Range(°F/°C)	-22~122(-30~50)
Conditions:	Indoor: 80°F DB/67°F WB Outdoor: 95°F DB/75°F WB

PERFORMANCE of Heating	
Heating (Btu/hr)	
1. @ 47°F Rated	26000
1. @ 47°F Min/Max Capacity	7300~31400
2. @ 17°F Rated	21600
3. @ 5°F Rated: Capacity / COP	24000/2.18
3. @ 5°F Max: Capacity	24000
Standard Operating Range(°F/°C)	-22~75(-30~24)
1. Conditions:	Indoor: 70°F DB/60°F WB Outdoor: 47°F DB/43°F WB
2. Conditions:	Indoor: 70°F DB/60°F WB Outdoor: 17°F DB/15°F WB
3. Conditions:	Indoor: 70°F DB/60°F WB Outdoor: 5°F DB/5°F WB

ELECTRICAL	
Power Supply	208/230V, 60Hz, 1Ph
System MCA	24.90
Connection Wiring	14#x4
System MOCP	25
Compressor RLA	15.0
Outdoor Fan Motor RLA	1.3
Outdoor Fan Motor W	120
Indoor Fan Motor RLA	2.2
Indoor Fan Motor W	165
System Power Input @ Cooling (W)	2000(870 ~ 2410)
System Power Input @ Heating (W)	2000(440 ~ 2480)
MCA: Min. circuit amps (A)	MOCP: Max. over current protection (A)
RLA: Rated load amps (A)	W: Fan motor rated output (W)

PIPING	
Throttle type(Indoor)	N/A
Throttle type(Outdoor)	EXV+Throttle valve
Liquid Size	9.52mm(3/8in)
Gas Size	15.9mm(5/8in)
Max. Piping Length(ft/m)	164.00(50)
Max. Height Difference(ft/m)	82.00(25)
Max. Pre-charged Length(ft/m)	24.6(7.5)
Refrigerant Pre-charged Amount(oz/kg)	63.49(1.80)
Additional Charge of Refrigerant((oz/ft)/(g/m))	0.32(30)
Connection Method	Flared

Indoor Unit Dimension



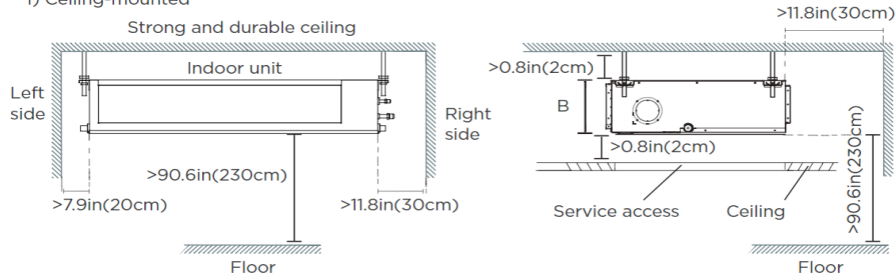
MODEL	A	B	C	D
9K	27-1/2in(700mm)	7-7/8in(200mm)	17-3/4(450mm)	20in(506mm)
12K	27-1/2in(700mm)	9-5/8in(245mm)	29-1/2(750mm)	31-1/4in(795mm)
18K~24K	39-3/8in(1000mm)	9-5/8in(245mm)	29-1/2(750mm)	31-1/4in(795mm)
36K~48K	47-1/8in(1200mm)	11-7/8in(300mm)	29-1/2(750mm)	31-1/4in(795mm)
60K	55-1/8in(1400mm)	15in(380mm)	31-1/2in(800mm)	33-1/4in(845mm)

Installation Instruction

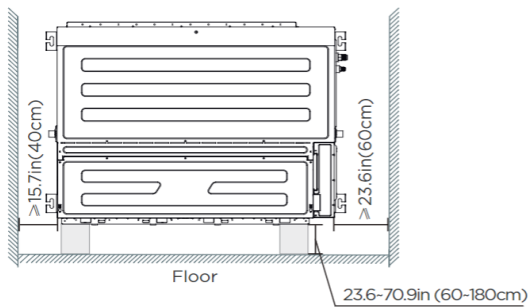
Installation place

The distance between the mounted indoor unit should meet the specifications illustrated in the following diagram.

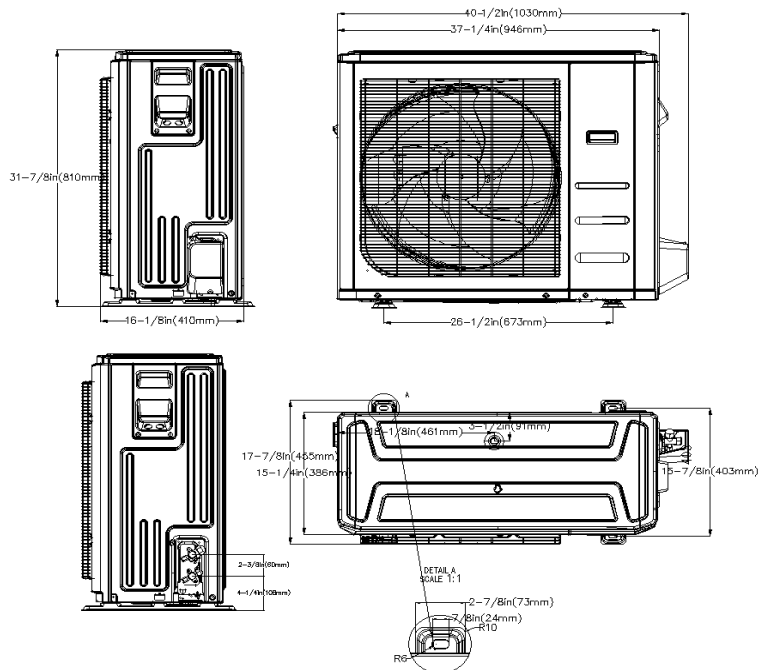
1) Ceiling-mounted

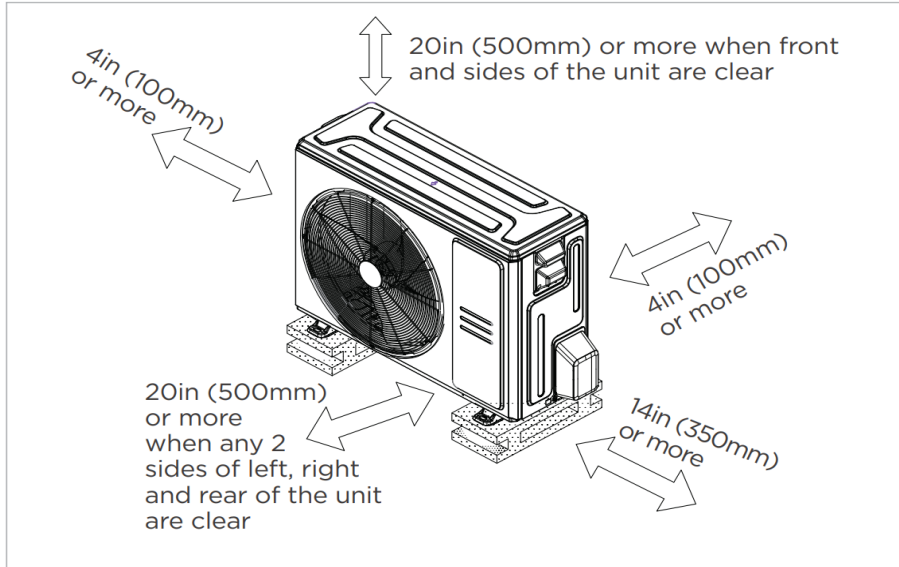


2) Wall-mounted



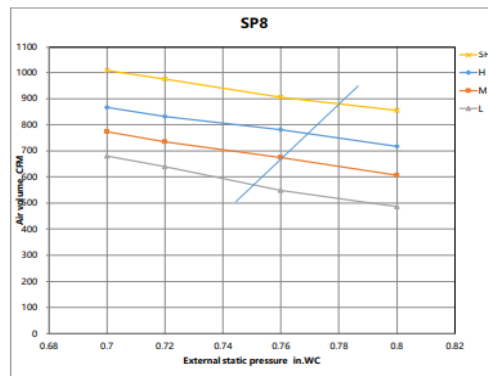
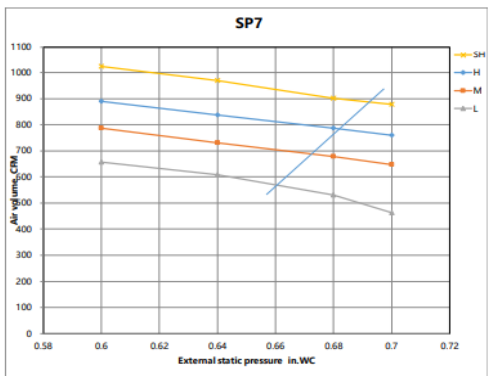
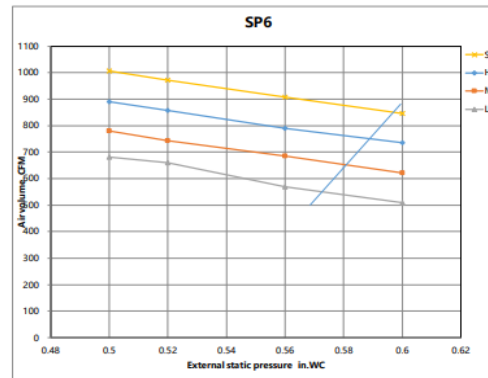
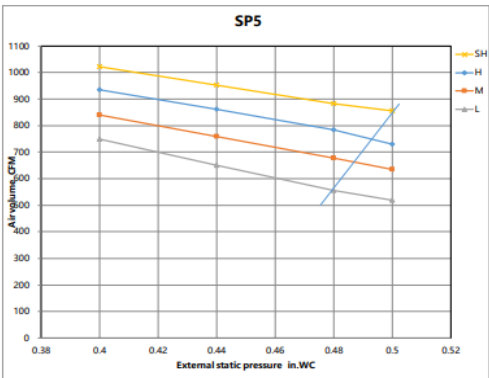
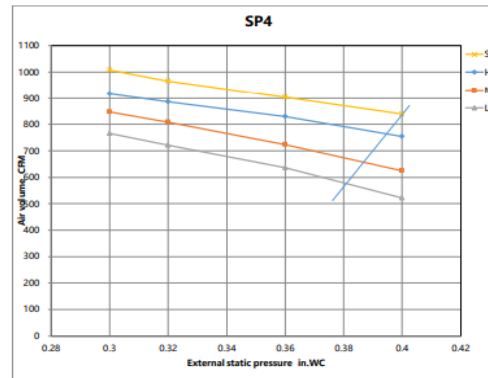
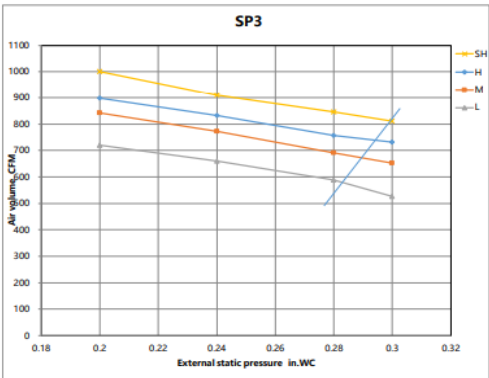
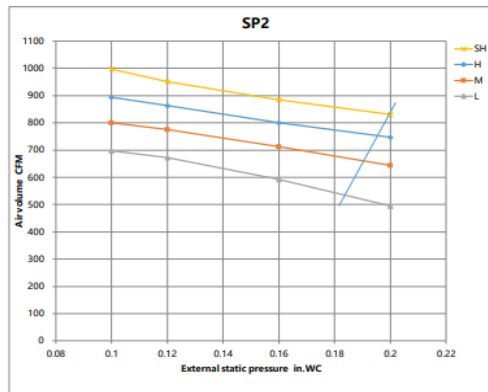
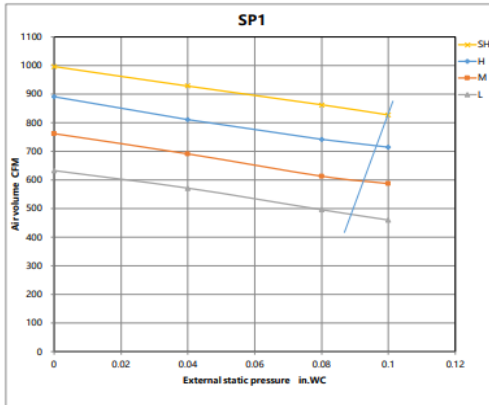
Outdoor Unit Dimension



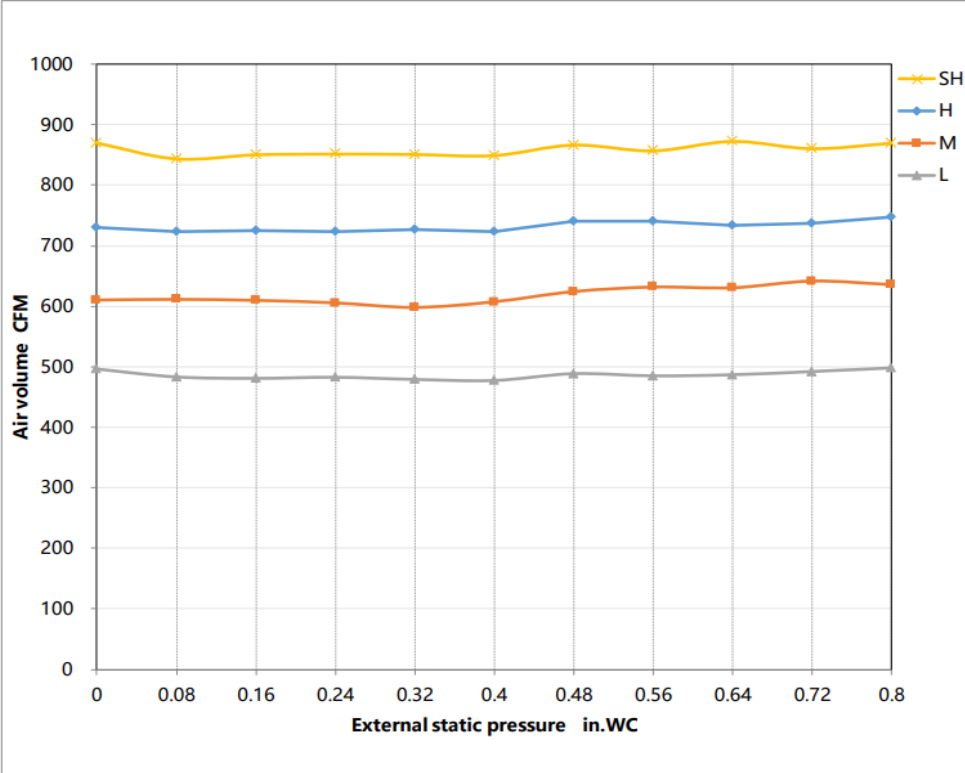


Meets all spatial requirements shown in Installation Clearance Requirements above.

Fan performance



Constant air volume



FEATURES

- Compatible with both horizontal and vertical installation
- Static pressure up to 0.8 in.w.g(for all models)
- Static pressure setting stages: 8
- Refrigerant leakage detection sensor
- Constant airflow
- Built-in pump
- i-clean
- Fan speed stages: 1~100%
- WiFi capability: through wired controller with built-in WiFi
- OTA(by using wired controller 120N(X6W))
- 2-pin connector(HA/HB) for programmable wired controller
- Multiple control options available:
 - Two way communication wired controller:120N(X6)
 - Two way communication wired controller with built-in WiFi:120N(X6W)
 - Infrared wired controller: 120L
 - Wireless remote controller
 - Third-Party 24V Thermostat*

*24V interface is required.