

## Features

- Provides power to the interfaces and controls digital valves and other connected system devices.
- Integrated web pages for system set up and configuration using a computer/laptop connected via router or connection to home network.
- Automatically checks for software updates (with internet access).
- Two ports for connecting digital valve/s.
- Eight ports for interface/s and other system component connections.
- One Ethernet port for hard wire connection to home network or via Wi-Fi adapter (not supplied by Kohler).
- One jack for power cord connection.
- Provides connections for all system components.

## Material

- Reinforced engineering grade thermoplastic casing.

## Installation

- Equipped with rubber feet for locating on a countertop or shelf or can be wall mounted (fittings included).
- For shower configuration and set-up recommended web browsers are: Google Chrome, Firefox, Opera, or Internet Explorer Edge.

## Required Products/Accessories

K-99693-P digital interface

K-99694 Interface Mounting Bracket

Loose component/s: 25 ft(7.6M) cat 5 Ethernet cable and coupler, Power supply and 6 ft(1.83M) cord., and Rubber feet for shelf mounting.



## Codes/Standards

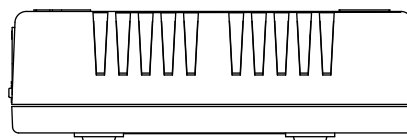
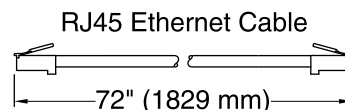
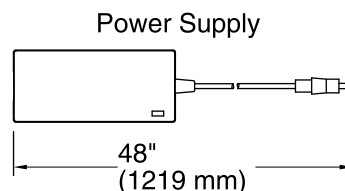
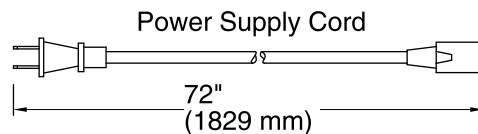
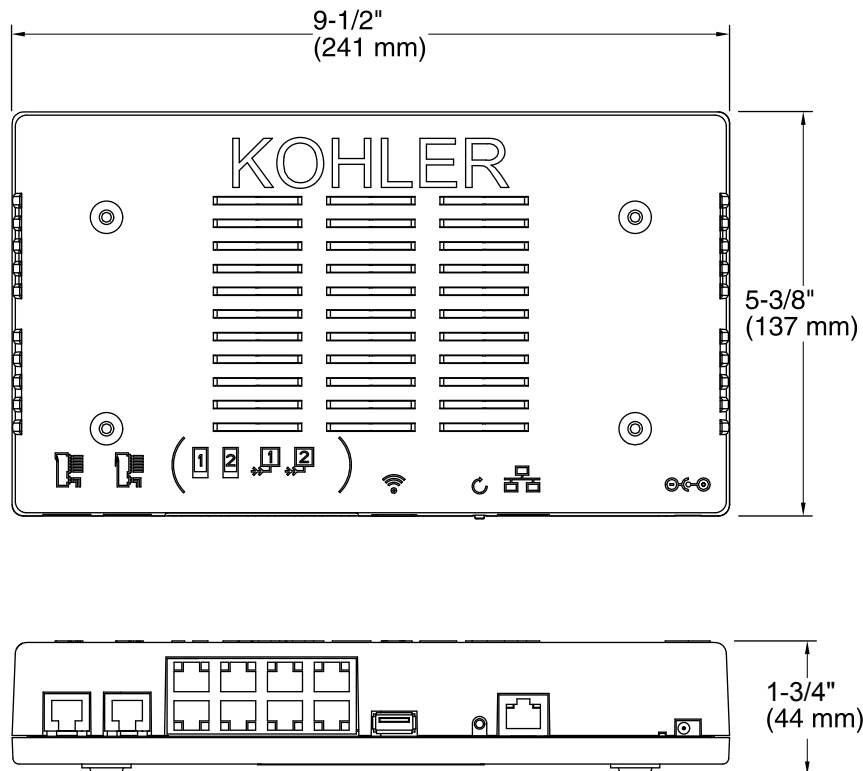
UL 1951

CSA C22.2 No. 14

CSA C22.2 No. 68

## KOHLER® Electronic Faucets, Valves, and Controls Five-Year Limited Warranty

See website for detailed warranty information.



### Required Electrical Service

One dedicated circuit required, protected with Class A Ground-Fault Circuit-Interrupter (GFCI). Outside North America, this device may be known as a Residual Current Device (RCD).  
120 V, 15 A, 60 Hz

### Technical Information

All product dimensions are nominal.

Power source: Plug - AC, included

### Notes

Install this product according to the installation guide.

**CAUTION:** Risk of product damage. The controller is rated to operate in temperatures up to 104°F (40°C). Do not install where the temperature may exceed 104°F (40°C).

**CAUTION:** Risk of product damage. Mount controller higher than the digital valve to prevent water damage.

The controller comes equipped with rubber feet for placement on a shelf or countertop.

Install the electrical outlet prior to installing the controller and within 6' (1.8 m) of the controller.

Can be mounted within a standard 2x4 stud wall.

Provide an access panel for servicing if mounted within a 2x4 stud wall. The stud cavity must be free of insulation.