

Features

- Includes face plate with handle, shower arm with flange and showerhead.
- Single lever handle controls both on/off activation and temperature setting.
- Coordinates with Fairfax faucets and accessories to complete your bathroom.
- Includes single function 2.5 gpm (9.5 l/min) showerhead.
- Showerhead features MasterClean™ sprayface for easy cleaning.
- Pressure-balancing diaphragm technology maintains outlet temperature within +/-3 degrees Fahrenheit during water pressure fluctuations.

Material

- Premium material construction with metal handle ensures reliability and durability.
- KOHLER finishes resist corrosion and tarnishing.
- KOHLER finishes resist corrosion and tarnishing.

Installation

- Trim set requires valve to complete installation.

Required Products/Accessories

- K-304/K-P304 Series Rite-Temp® Valves
- or
- K-8304/K-P8304 Series Rite-Temp® Valve & Cartridge Kits
- or
- K-8300/K-P8300 Series Rite-Temp® Valve Body Rough-ins
- K-8305/K-P8305 Series Rite-Temp® Cartridges
- or
- K-2971-KS 3/4" Pressure-balancing Valve

Optional Products/Accessories

- K-10350 Deep Rough-In Kit For K-8305 Cartridges
- K-10351 Test Cap For K-8300 Series Valve Bodies



Codes/Standards




ASME A112.18.1/CSA B125.1
DOE - Energy Policy Act 1992

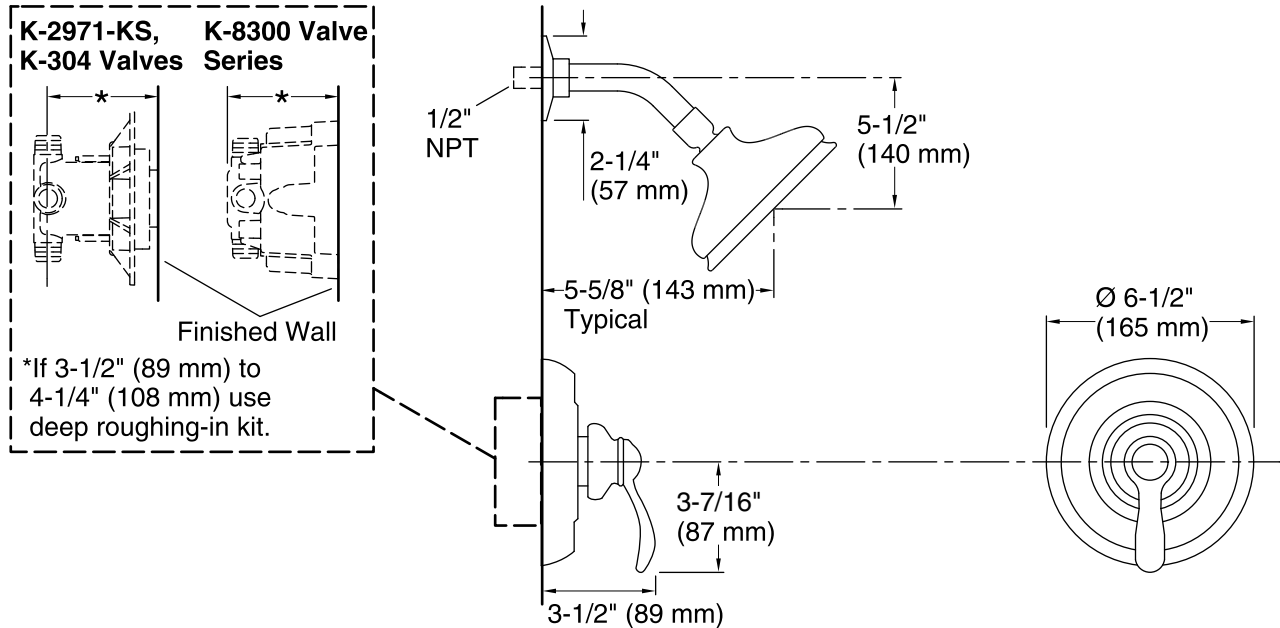
KOHLER® Faucet Lifetime Limited Warranty

See website for detailed warranty information.

Available Colors/Finishes

Color tiles intended for reference only.

Color	Code	Description
	CP	Polished Chrome
	BN	Vibrant® Brushed Nickel
	2BZ	Oil-Rubbed Bronze



Technical Information

All product dimensions are nominal.

Showerhead/Body Spray:

Rated maximum flow: 2.5 gal/min (9.5 l/min)

Pressure: 80 psi (5.5 bar)

Notes

Install the product according to the installation guide.

NOTICE: Risk of product damage. Long screws for installing trim can damage the K-2971-KS valve. Consult the trim installation guide to verify if the thin wall installation kit (88526) is needed.