

### Features

- High-temperature limit stop allows you to preset a comfortable maximum temperature to eliminate scalding.
- Completes Stillness design solution with KOHLER fixtures and accessories.

### Material

- Premium material construction for durability and reliability.
- KOHLER finishes resist corrosion and tarnishing.

### Technology

- Rite-Temp® pressure-balancing technology maintains water temperature within +/-3 degrees Fahrenheit.

### Required Products/Accessories

K-11748 Series Rite-Temp® Valves

### Optional Products/Accessories

88526 Thin Wall Trim Kit

1016154 Rite-Temp® Deep Rough-In



### Codes/Standards




ASME A112.18.1/CSA B125.1

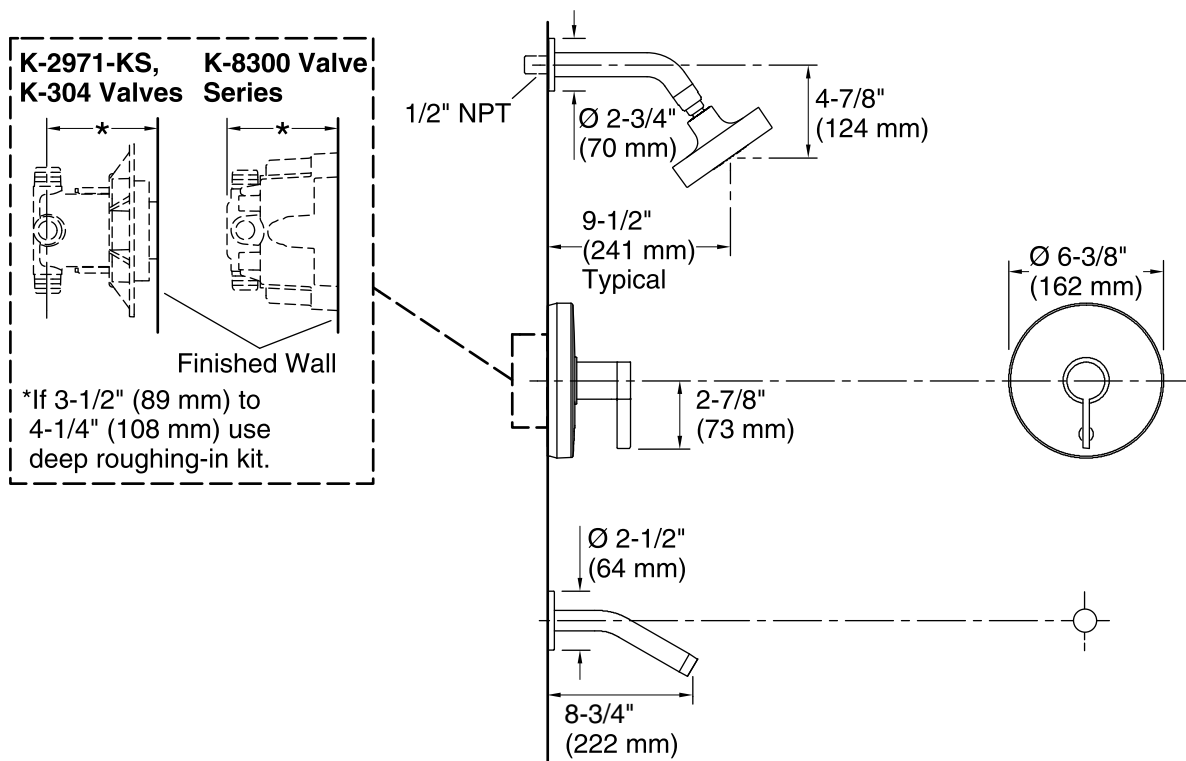
### KOHLER® Faucet Lifetime Limited Warranty

See website for detailed warranty information.

### Available Colors/Finishes

*Color tiles intended for reference only.*

Color	Code	Description
	CP	Polished Chrome
	SN	Vibrant® Polished Nickel
	BN	Vibrant® Brushed Nickel



### Technical Information

All product dimensions are nominal.

Valve body: Cast brass

Drain included: No

### Notes

Avoid cross-flow conditions. Do not install shut-off device on either valve outlet.

**NOTICE:** Risk of product damage. Long screws, for installing trim, can damage the K-2971-KS valve. Consult the trim installation guide to verify if the thin wall installation kit (88526) is needed. Install this product according to the installation guide

Cap shower outlet if deck-mount spout, diverter, or handshower is connected to spout outlet.

Install straight pipe or tube drop of 7" (178 mm) to 18" (457 mm) with single elbow between valve and wall-mount (457 mm) with single elbow between valve and wall-mount spout.