

Creative Patterns and Layouts for Large Tiles



Large tiles are a great way to add style and personality to your home. They can also be used to create a variety of different patterns and layouts. If you're considering using large tiles in your next project, here are a few creative ideas to get you started.

Diagonal Installations

One of the most popular ways to use large tiles is to install them diagonally. This creates a visually interesting effect that can make your space feel more spacious. To install tiles diagonally, you'll need to start by measuring the diagonal of your space and cutting your tiles to size. Once your tiles are cut, you can begin to install them, starting in the centre of the room and working your way out.

Chevron Designs

Chevron patterns are another great way to use large tiles. This classic design is easy to achieve and can add a touch of sophistication to your space. To create a chevron pattern, you'll need to install your tiles in a zig-zag formation. You can start by installing a row of tiles in one direction and then alternating the direction of each subsequent row.

Herringbone Patterns

Herringbone patterns are a more complex option, but they can create a stunning effect. This pattern is created by installing tiles in a diagonal formation, with each row offset by half a tile. Herringbone patterns can be installed in both horizontal and vertical directions.

Mosaic Tiles

Mosaic tiles are a great way to create a unique and personalised look. You can use mosaic tiles to create your own custom pattern, or you can choose from a variety of pre-made designs. Mosaic tiles can be installed in any pattern you like, but they're often used to create intricate designs that add visual interest to a space.

Choosing the Right Tiles

When choosing large tiles, there are a few things you'll need to consider. First, you'll need to decide what type of tile you want. There are a variety of different materials to choose from, including ceramic, porcelain, stone, and glass. Each type of tile has its own unique advantages and disadvantages.

You'll also need to decide what size tiles you want. The size of your tiles will affect the overall look of your space. Large tiles can make a room feel more spacious, while smaller tiles can create a more intimate feel.

Finally, you'll need to decide what pattern you want to create. The pattern you choose will depend on your personal style and the size of your space.

Installation Tips

Installing large tiles can be a challenging task, but it's definitely doable if you follow a few simple tips.

- **Start by planning your layout.** This will help you avoid any mistakes during installation.
- **Use a level to make sure your tiles are installed evenly.**
- **Apply a thin layer of mortar to the back of each tile before installing it.** This will help to ensure that the tiles are properly adhered to the subfloor.
- **Press each tile firmly into place to ensure that it's secure.**
- **Allow the mortar to dry completely before moving on to the next step.**

Care and Maintenance

Large tiles are generally very easy to care for. Simply sweep or vacuum them regularly to remove dirt and debris. You can also use a mild detergent and water to clean them if necessary.

Final Verdict

[Large floor tiles](#) are a great way to add style and personality to your home. They can also be used to create a variety of different patterns and layouts. If you're considering using large tiles in your next project, be sure to keep these tips in mind.


Initial Tiles & Bathware

26 Sterling Rd, Minchinbury NSW 2760, Australia


<https://initialtilesandbathware.com.au/>

61 (02) 9623 0000

Initial Tiles & Bathware



Initial Tiles & Bathware


4.8  (50)


Home improvement store


Overview


Reviews


About

 Directions

 Save

 Nearby


 Send to phone


 Share


✓ In-store shopping


✓ In-store pick-up


✓ Delivery


 26 Sterling Rd, Minchinbury NSW 2760


 Closed - Opens 7 am Thu


 initialtilesandbathware.com.au

 (02) 9623 0000

 6R8C+X5 Minchinbury, New South Wales

 Send to your phone

 Add a label

 Suggest an edit

Restaurants

Hotels

Things to do

Public transport

Parking

Chemists

ATMs

Western Hwy

Great Western Hwy

Initial Tiles & Bathware

Map data ©2023 Google

Australia

Terms

Privacy

Send product feedback

100 m