



Norwalk High School

55 County Street
Norwalk, CT 06851
Saturday October 20, 2018



Vince Russo
(203) 464-2800

vincerusso@optonline.net

Mike Trehey
(484) 387-1136


mtrehey@usbands.org


Chris Rivera
(203) 838-4481

riverac@norwalkps.org

Eric James
(484) 387-1142

ejames@usbands.org







IMPORTANT EVENT INFORMATION

Parking: Buses/Equipment Trucks and Volunteers will park at Naramake Elementary School next to Norwalk High School property. 2 minute walk, one can see Norwalk High School from Naramake Elementary School. To get to Naramake Elementary School by vehicle Buses/Equipment Trucks will turn left at Norwalk High School exit on to County Street, at first light take left onto Strawberry Hill Avenue, travel ½ mile and take left onto King Street. Naramake Elementary school will be on the left. Spectator may park at Andrews Field located about ¼ mile away off Norwalk High School's property and we will have shuttle service for the duration of the event. It is 4-6 minute walk via County Street. Please allow time for shuttle travel. No fee for parking.

Restrooms: Restrooms for ensemble members/volunteers/spectators at Testa Field where performances will take place. Testa field is located on Norwalk High School's property.

Member Re-Entry: Members/Staff will be issued wristbands upon arrival and check in. Participating directors please provide quantity estimates for themselves, their techs, and supporting staff (parent volunteers helping move equipment) ahead of event date to vincerusso@optonline.net Welcoming staff have ready on hand to distribute to directors upon check in. Spectators may purchase tickets on date of event at the Main Entry gate to Testa Field. All judges, members, spectators will enter venue through the Testa Field's Main Entry gate. Only ensemble members and their required support staff will be allowed through the Band Entrance/Exit gate.

Tickets: Tickets may be purchased on the day of the event. Price TBD.

Warm Up: There will be multiple warm up locations for ensembles to warm up. A Band Guide Member will be assigned to each ensemble to direct them through each Warm Up Area to keep the schedule timely.

A Gate Staff Member will be stationed by the Band Entrance/Exit Gate. The Band Guide Member will guide the Pit to their pre entry location and the Gate Staff Member will guide the Band to their entry point while the previous ensemble is performing.

The Band will enter field from rear of field on the 50 yard line and Pit from front, Press Box side. They will be pre-staged at the so they can get on the field quickly. The Pit will exit same manner and travel path as they entered and will pass on coming Pit Ensemble to the left. The Band will exit field to left facing the Press Box and travel down running track passing Press Box and bleachers to allow all spectators to share appreciation.

Field Surface: Artificial. College hashes, white.

Power on field: 50 yard line, Press Box side.

Competition Suite: Adjudicator commentary for all USBands ensembles can be located in Competition Suite shortly after the conclusion of each ensemble's performance. Directors may grant access to the ensemble's portal with staff/instructors, and may request help from USBands representatives to resolve any issues accessing Competition Suite.



IMPORTANT EVENT INFORMATION

Retreat/Critique: Drum Major retreat. Critique located inside high school. Room TBD but all volunteers will be aware to direct judges/members.

Awards: Trophies.

Souvenirs/Merchandise: No

Concessions: Concessions is located within Testa Field fenced in area. Wristbands or tickets are required for entry to this area.

Judge Hospitality will be located in Orchestra room while Director/Staff Hospitality will be located at the main entry area of the auditorium inside Norwalk High School. Wristbands are required for entry. Power strips will be available in these areas for mobile device/laptop charging. Please bring your own adapters/charging blocks/wires.

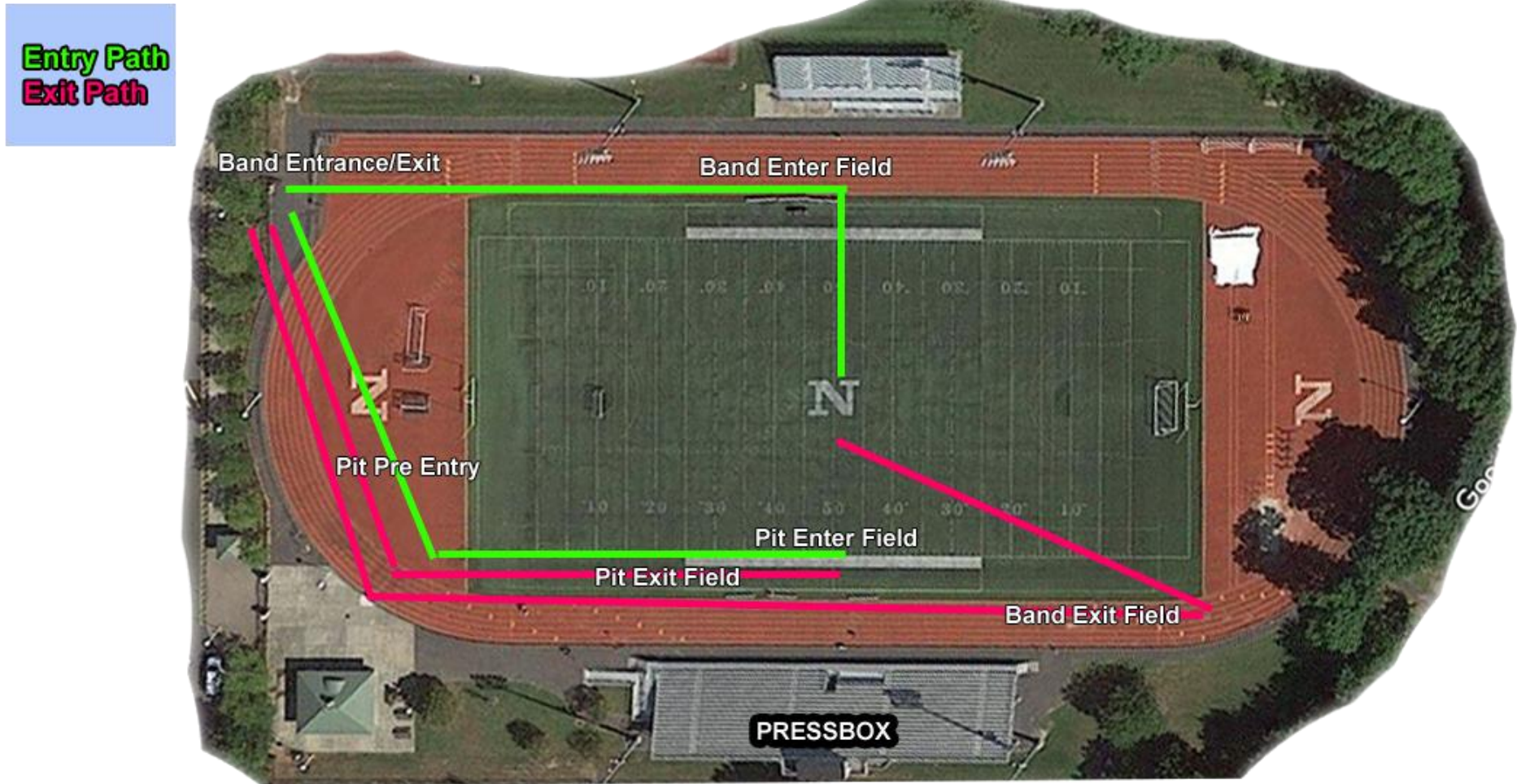
Credentials/Access: Members/Staff with wristbands may enter Testa Field Main Gate as well as hospitality areas. Wristbands are required to enter Band Entrance/Exit Gate with the ensemble regardless of function. Ticket holders may enter Testa Field only through the Main Gate.

SITE OVERVIEW MAP





ENSEMBLE FLOW MAP





SEVERE WEATHER MAP

TBD

TBD