



***Yamaha Cup***  
**Saturday, October 5, 2019**

MetLife Stadium  
1 MetLife Stadium Drive  
East Rutherford, NJ 07073



**Event Contacts**

*USBands Event Manager:*

Jim Sheeley - 610 -821-0591



## ***Yamaha Cup***

### **Important Event Information**

USBands welcomes you to the 2019 Yamaha Cup. Thank you for joining USBands at MetLife Stadium for this wonderful performance opportunity for your students!

The following information is provided to make your participation as easy as possible. Please read it carefully so you know what to expect when you arrive at the event. We encourage you to check [www.usbands.org](http://www.usbands.org) often between now and the competition for the latest information. If you have any questions, please don't hesitate to contact our office at (610)-821-0345 and choose option 2.



#### **Band Tickets:**

Each band has been sent OPTIONAL tickets to sell at a discounted rate for this event, and assumes financial responsibility for each and every ticket.

**If you did not receive your tickets, or if you need more tickets, please contact at the USBands immediately.**

Although there is no ticket sales requirement for this event, we hope you bring plenty of supporters to cheer on all of the performing students! When you arrive at the event, please be sure to return any unsold tickets at Registration.

**You will be responsible for full payment of any tickets not returned at Registration on the day of the event.**

**Tickets will be available at the event for \$37 at the Box Office near the spectator entrance to the stadium.**

**Children 34" and under will be admitted free. This policy is set by MetLife Stadium and is non-negotiable.**

**There is no parking fee for this event.**

**Security Checks:** NMS Security will check EVERY BAG you bring into the stadium. To help expedite re-entry to the stadium for your band after your performance, please only bring absolutely necessary items into the stadium. Also, please allow bands entering and exiting the stadium for their performance at the tunnel entrance to pass by your group at the security check point. It is important to note that only bags smaller than 12x12x12 will be allowed in. They have a test box at the gate. For more information please go to:

<http://www.metlifestadium.com/guest-services/stadium-bag-policy>

**Check-in/Registration:** Please check in with the USBands Representative in the large RV bus parked in Lot G immediately upon arrival. In addition to handling invoices and tickets, you will also receive last-minute information related to the event.

**Restrooms:** Port-o-lets are available in the parking lots upon arrival. No changing rooms are available at this event.

**Band Parking:** Band Vehicles ONLY will park in LOT G. No personal cars for band staff, parents or volunteers are allowed to park in the band parking areas. **Please let all of your staff and fans know that they will need to park in spectator parking.**

**Warm-Up:** Warm-up areas are available in LOT G away from band parking.

**Gate Time:** Your band must be at the BAND ENTRANCE GATE 15 minutes prior to your scheduled performance time. It is your responsibility to arrive at the gate at the appropriate time. It is approximately a 10 minute walk from the warm-up areas to the gate. If there are any significant changes in the event schedule, USBands representatives will contact you via cell phone with the latest information.

**Motorized Vehicles and Props:** Motorized vehicles moving equipment on and off the field must be in proper working condition and equipped with a diaper (a covering to ensure that there is no leakage) if gas or diesel powered. All front ensemble and prop equipment that is being rolled onto the field must have large inflatable tires or tires with a minimum of 8-inch wheels (pneumatic wheels/casters). Any equipment with smaller wheels must be lifted and placed into position. The tunnel exit is less than 10 FEET HIGH and 14 FEET WIDE. If you have any props in excess of these dimensions, please notify USBands immediately to arrange an alternate plan.

The use of fire extinguishers, water that comes into contact with the field, live animals and pyrotechnics (including fire batons) are prohibited at all USBands shows. This also includes anything that may result in debris left on the field. Any damage to the field surface will result in a penalty and/or financial burden for cleanup/replacement

**Photography:** Jolesch Photography will be on site to take action and group images of your band. Group photos will be taken immediately following your performance near the Pepsi Gate, where you entered the stadium. Images can also be ordered online at [www.joleschenterprises.com](http://www.joleschenterprises.com). Please pass this information on to all parents and fans of your group.



**Awards Ceremony:** Two of the awards ceremonies will be hosted at the MetLife Central Stage on the Concourse of the stadium. The show on the field will continue as awards are happening for your group on the stage. See below for groups and times. Due to time constraints – the last awards ceremony will happen on the field.

**Groups I and II – 11:30 AM at MetLife Central**

**Group III – 2:30 PM at MetLife Central**

**Group IV - 5:30 PM at MetLife Central**

**Groups V and VI – 9:30 PM On The Field**

**Critique:** No critique will be offered at this event. The adjudicators will provide feedback about your band's performance in the form of digital recordings via CompetitionSuite. Adjudication sheets will not be distributed. Please notify a USBands staff member if you will be unable to stay for awards. If you have any post-event questions regarding adjudication, please contact us at (610)-821-0345 and choose option 2

**Audio/Video:** Audio/video recording is strictly prohibited at USBands events. Security will be asking you to return video cameras to your car if brought to the stadium. Please share this with your parents and supporters in order to avoid disrupting a band's performance. Repeat offenders may be asked to leave the premises without a refund.

**Souvenirs:** Electronic Airgrams, Programs, Candygrams, band wearables by PepWear and other band related souvenirs will be available in the stadium during the event.

**Rain plan:** In the event of inclement weather, all directors should report to the Band Registration Area to meet with the USBands Representatives to discuss delay or cancellation scenarios.

**Staff Access into Stadium:** ALL CREDENTIALS WILL BE CHECKED BY METLIFE STADIUM SECURITY BEFORE ENTRY.

**Entry to the Stadium Following the Performance:** Your band members are invited into the stadium to view the remainder of the event, free of charge. Entrance for band members is through the **PEPSI GATE with a wristband. WRISTBANDS WILL BE CHECKED BY METLIFE STADIUM SECURITY AT ALL TIMES.** While in the stadium, band members are to sit in groups, with appropriate supervision. Please remind your students to be respectful of other audience members, as well as the bands performing on the field.

**Field Access Wristbands:** A limited number of field access wristbands per band will be available at registration for parents/volunteers who help move props and equipment on and off the field. The distribution of these wristbands is at the discretion of USBands. A seemingly large or unreasonable request will be reviewed by



USBands staff on-site. USBands staff will also be present on the field. Any ensemble abusing this privilege may forfeit some of their wristbands or be invoiced for ticket fees equal to the number of offenders.

**Please note these field access wristbands do not allow access into the seating area before or after and band's performance. Field access wristband holders MUST purchase a ticket for re-entry.**



## *Driving Directions*

MetLife Stadium  
1 MetLife Stadium Drive  
East Rutherford, NJ 07073

### **From the George Washington Bridge**

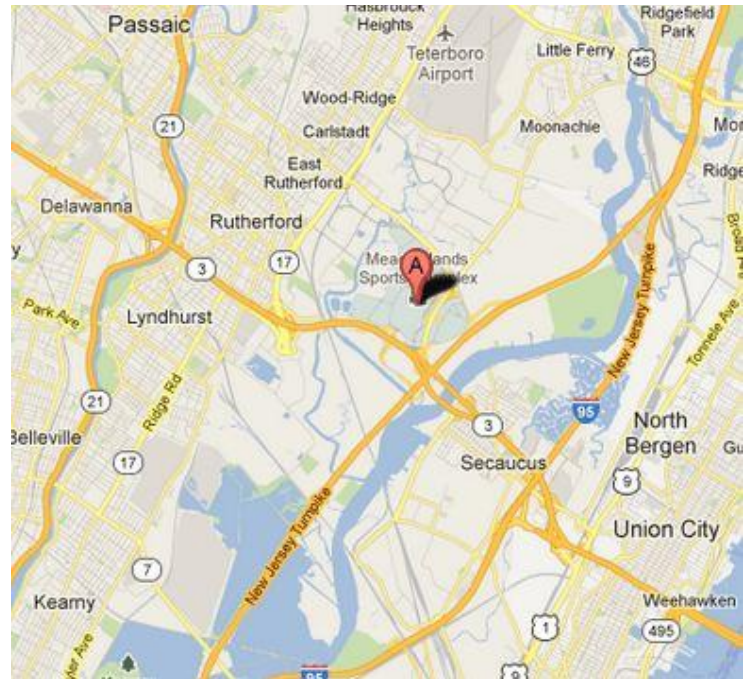
Take the George Washington Bridge to the New Jersey Turnpike South. Take the Turnpike's western spur to one of the Sports Complex's exits, 16W or 18W. These exits provide direct access to the Sports Complex parking areas.

### **From New York City and points east**

Take the Lincoln Tunnel and follow signs for Route 3 West. Take Route 3 West to the Sports Complex.

### **Traveling North on the New Jersey Turnpike**

Follow the Western Spur (Sports Complex to Exit 16W), which provides direct access to Sports Complex parking areas. If the roadway is congested, use the eastern turnpike spur (Lincoln Tunnel) to exit 16E to take Route 3 West which provides direct access to the Sports Complex parking areas.



### **Traveling South on the Garden State Parkway**

Garden State Parkway South to exit 163 (Route 17). Follow Route 17 to Paterson Plank Road. Take Paterson Plank Road east to the Sports Complex.

### **Traveling North on the Garden State Parkway**

Garden State Parkway North to exit 153A (Route 3). Follow Route 3 East to the Sports Complex.

### **From the Highway**

#### **From the West - I - 80**

Merge onto I-80 East. Continue onto US-46 East. Make a slight right at NJ-3 East. Follow signs to the Sports Complex

#### **From the East - I - 80**

Merge onto I-80 West. Proceed to Route 17 South to Paterson Plank Road. Follow signs to the Sports Complex

#### **From West I - 78**

Take I-78 East (Express) Toward Newark. Take Exit onto I-95 North. Take Exit 16 W for NJ Route 3 toward Secaucus / Rutherford / Sports Complex

#### **From NJ Route 24**

Take Route 24 East. Take I-78 East (Express) Toward Newark. Take Exit onto I-95 North. Take Exit 16 W for NJ Route 3 toward Secaucus / Rutherford / Sports Complex

Bus Parking - All buses will be parking in the rear of lot G for this event. Overflow may be in lot L if needed.

Entrance to the stadium for the bands is at the Pepsi Gate.

## **BAND FLOW**

USBands Event Staff will be positioned throughout the route from the warm-up areas to the entrance tunnel to help answer any questions and to direct you to the correct areas.

#### ❖ Arrival

- Upon arrival, park your buses and trucks in Lot G and report to the registration RV for any updated information.

#### ❖ Warm Up

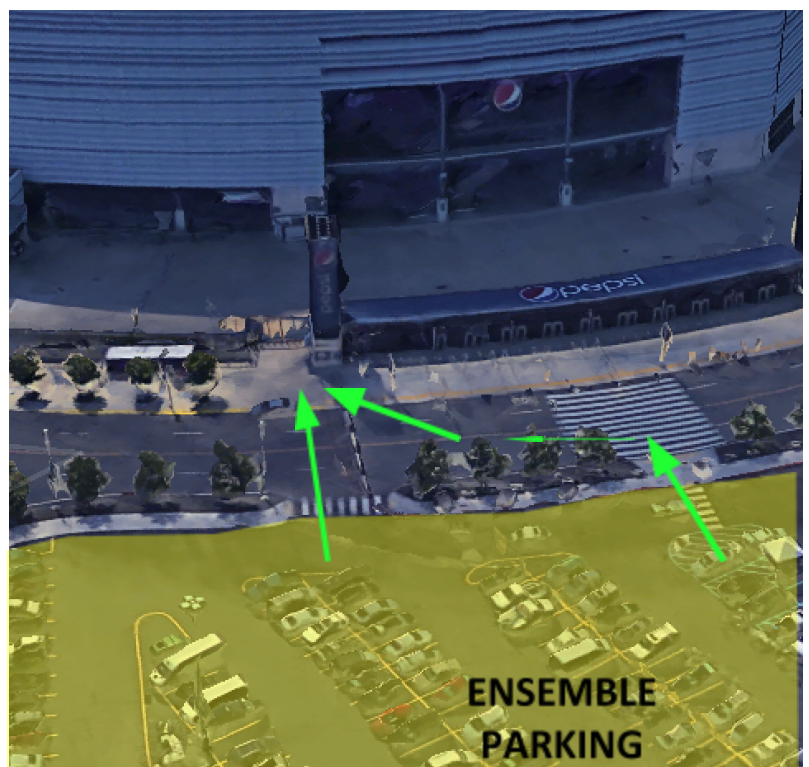
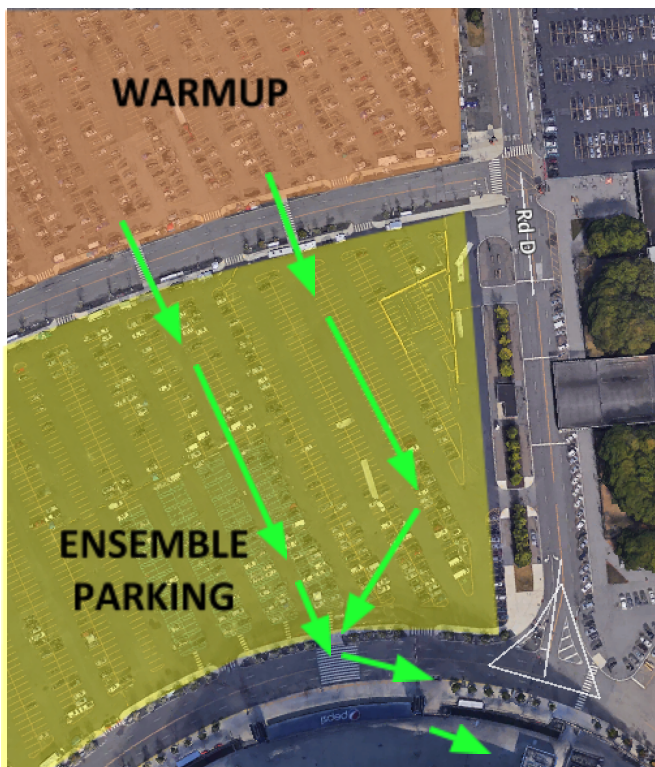
- Bands can create their own warm up space in Lot G.
- Please do not allow members to warm up near the buses or potentially in the way of other arriving bands.

#### ❖ Moving to the stadium

- 20 minutes before your step-off time, please move to the Pepsi Gate adjacent to Lot G.

#### ❖ Entering the gate


- Two gates will be open for band entry to the left-hand side of the entrance.
- The large gate to the left of the large "Pepsi" rectangular video display will allow access to props and large pit equipment.
- The spectator gate to the right of the large "Pepsi" rectangular video display will allow regular marching members and staff to enter.
- There is a wide ADA ramp in the center of the sidewalk which can be used to roll pit carts and other heavy wheeled items.





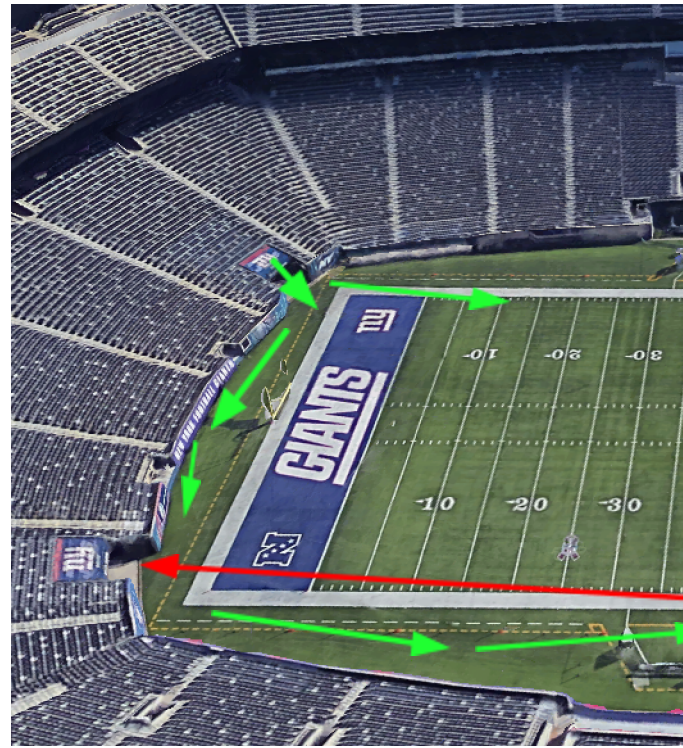
❖ Entering the loading dock

- Once within the gate, bands must make an immediate sharp left turn to go down a ramp which leads to the loading dock and entrance to the stadium
- Keeping the band in a condensed block formation is very important at this point, to ensure that the exiting band has adequate room for their equipment.
- There is a sharp right turn at the bottom of the ramp entering into the loading dock. Pit carts with multiple attachments or loose connections will want to take wide, east turns.




❖ In the stadium

- Once you've entered the loading dock, the tunnel will lead you straight onto the field. This is *Tunnel A*.
- Allow your pit carts and props onto the field first so they may stage directly outside of the tunnel before the preceding band finishes. Please keep to the **LEFT SIDE** of the tunnel to allow exiting groups to pass.
- The tunnel exit is less than 10 FEET HIGH and 14 FEET WIDE. If you have any props in excess of these dimensions, please notify USBands immediately to arrange an alternate plan.
- From Tunnel A, your band will be entering the field from the back left side of the field.
- In the case of inclement weather an alternate plan may be used. You will be advised by a USBands Representative.

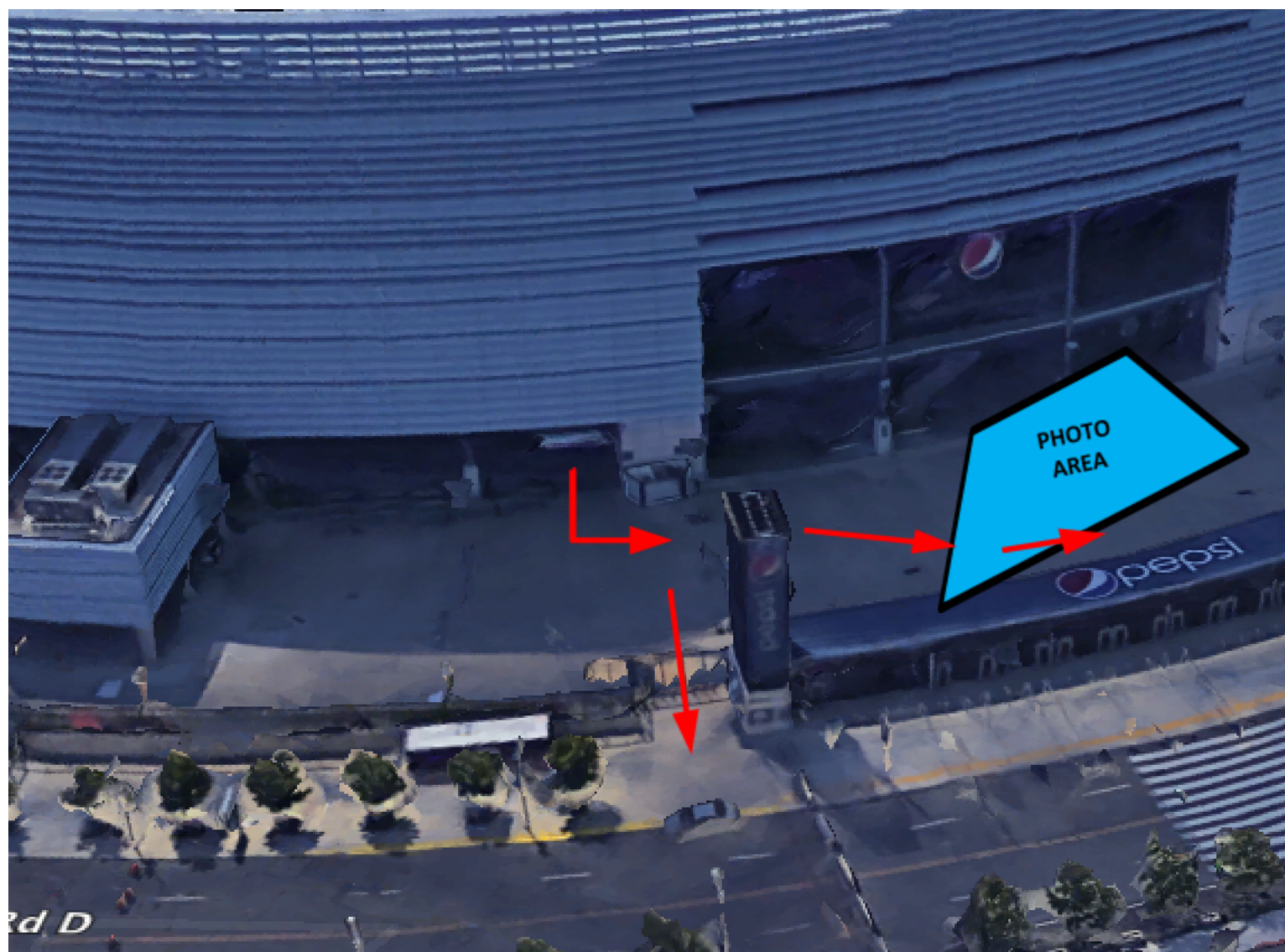


❖ Exiting the stadium

- Your band will exit the field stage left (side 1) on the front sideline via *Tunnel D*.
- Bands with small pits may exit with the band, straight out of *Tunnel D* towards the Pepsi Gate. The available access door is about 7 FEET WIDE so larger pits will want to use more space and exit out of the loading dock that was used for field entry. Please determine your preferred exit ahead of time and inform the USBands event staff of your decision.
- Once you have left the stadium, the band should report to Jolesch picture bleachers which will be to the left as the tunnel.









## *Parking and Warm-Up Areas*

