



EUMUNDI and **FRIENDS**

ACTIVITIES



THANKSGIVING

WITH FRIENDS

by **Stuart and Kristen Anner**





EUMUNDI and FRIENDS



ADVENTURE

AWESOME

BLACK FOOTED FERRET

BRIE

CHICKY

CITY

COOKING

DAKOTA

DOWN UNDER

EUMUNDI

FEAST

FRIENDS

FUN

HAMMY

HAPPY

JULIA

MAST

MAYFLOWER

NEW WORLD

NUTS

PILGRIMS

PIZZA

PUMPKIN PIE

SEEDS

STORM

THANKFUL

THANKSGIVING

TURKEY

WATER

WOOHOO



Thanksgiving With Friends Quiz

1. How do you pronounce the name Eumundi?
 - a. Europe
 - b. E-mundy
 - c. You-MUN-dee
 - d. You-what?!
2. What type of animal is Eumundi?
 - a. Kangaroo
 - b. Mouse
 - c. Wombat
 - d. Possum
3. The special guest in this book is a
 - a. Mink
 - b. Weasel
 - c. Otter
 - d. Ferret
4. What is the name of the boat the pilgrims used to cross to the New World?
 - a. Mayflower
 - b. Titanic
 - c. Cauliflower
 - d. Playflower
5. What does Julia ask Eumundi if she should bring on their adventure?
 - a. An umbrella and boots
 - b. Rain coat and life jacket
 - c. Fishing rod
 - d. Tea and coffee
6. How many days did the pilgrims take to cross to the New World?
 - a. 12
 - b. 36
 - c. 66
 - d. 106



7. The authors of Thanksgiving With Friends are a father and ? team.
 - a. Daughter
 - b. Mother
 - c. Son
 - d. Grandmother

8. Where is Dakota from?
 - a. England
 - b. Mars
 - c. Australia
 - d. America

9. What is the subtitle of the book?
 - a. Thanksgiving With Friends
 - b. The Turkey, the Feast, the Pilgrims and the Mayflower
 - c. Eumundi and Friends
 - d. The Down Under Adventurers

10. Which of these Thanksgiving foods is the most popular today?
 - a. Turkey
 - b. Venison
 - c. Popcorn
 - d. Hammy's chocolate nut clusters

CHANCE to WIN With Eumundi And Friends


You can win a paperback copy of Hot Air Ballooning, the first book in the Eumundi and Friends series – personally signed by authors Stuart and Kristen Anner!

It's easy to enter - just complete the answers online **HERE**.

When you have finished, you will receive the answers straight away AND you will automatically be entered into the draw to win your own copy of Hot Air Ballooning! The winner will be notified on Monday 28th November 2016.




How Many Dakotas Can You Count? _____





Craft: Let's Make A Bookmark



1. Colour in the bookmark on the left
 2. Cut your coloured picture and the template out along the dotted lines
 3. Place the template over your cardboard and trace around the outside of the template with a pencil
 4. Cut out your cardboard
 5. Glue your picture onto the cardboard
- Watch a video to see how to make the bookmark [here](#).



Hot Air Ballooning



Enjoy Life's Adventure!

www.eumundiandfriends.com

EUMUNDI and FRIENDS

To the Zoo, Woohoo!



Enjoy Life's Adventure!

www.eumundiandfriends.com



The Friends



Enjoy Life's Adventure!

www.eumundiandfriends.com



Craft: Let's Make Some Cards!

The next 2 pages are for you to use to make some nice cards to give to family and friends:

1. A coloured picture of Eumundi mouse – so full of energy! (she must be excited about someone's birthday!)
2. A lovely picture of our Thanksgiving Turkey for a Thanksgiving card

Here are a couple of ideas for how to make the cards, depending on your creativity and what resources you have available!

Using the A4 paper you print it on:

1. **Fold** the paper in half, with the picture on the front, so it opens like a card
2. **Colour** the picture
3. **Personalise** the card with a greeting (eg: "Happy Birthday" or "Thank you") and the person's name on the front
4. **Write** a kind, encouraging message inside your card!
5. If you have stickers, that's a fun way to **decorate** your card!

OR

Using coloured cardboard to create a stronger and more colourful card:

1. **Colour** the picture
2. **Personalise** the card with a greeting and the person's name
3. **Cut** out your picture and greeting
4. **Measure and cut** some coloured cardboard, so you can fold the cardboard in half and stick your picture on the front. Make the card bigger than the picture so you have a coloured border around the edge of the picture
5. **Decorate** with stickers, to make the card extra special!
6. If you like, you can stick a piece of white **paper inside** your card to write your message on
7. **Write** a kind, encouraging message inside your card!

Watch Kristen's card-making demo on YouTube - **[CLICK HERE!](#)**



www.eumundianfriends.com

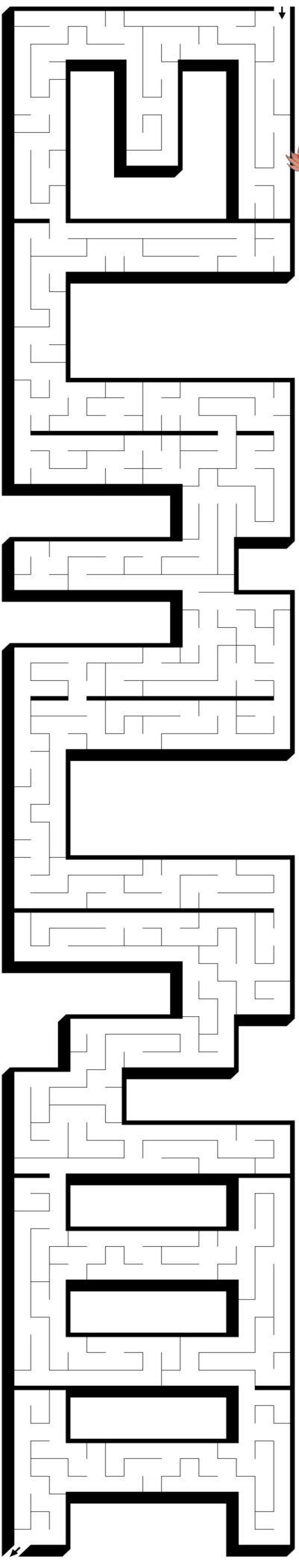


EUMUNDI and FRIENDS

Inspirational Kids Books



Hi! I'm Eumundi.
That's You-MAN-dee!




Help Eumundi Mouse meet up with her
friends!





**Help Eumundi and her
friends
get home in time for
the
Thanksgiving Feast**





EUMUNDI and FRIENDS

Inspirational Kids Books



We've got
a lot to be

THANKFUL for!

www.eumundiandfriends.com