P-SERIES

SUBMITTAL DATA: PVA-A30AA7 & PUZ-HA30NHA5

30,000 BTU/H AIR HANDLER HEAT PUMP SYSTEM

MITSUBISHI ELECTRIC

Job Name:	
System Reference:	Date:

Indoor Unit: PVA-A30AA7	Outdoor Unit: PUZ-HA30NHA5

INDOOR UNIT FEATURES

- Ducted air handler provides a solution to cool and heat large zones
- Highly efficient totally enclosed ECM motor
- Selectable external static pressure: 0.30, 0.50 and 0.80 in.WG with 3 fan speeds at each static setting
- 1 inch R4.2 fiberglass free insulation reduces condensation and boosts efficiency
- Positive pressure cabinet with air leakage of less than 1.0% at 1.0 in.WG
- Unique blow through design allows simple coil cleaning when the blower is removed
- Multi-position installation: horizontal (left or right), vertical (up or down). For downflow configurations, the CMA-1 is recommended for proper management of condensate to prevent water blow-off in certain conditions
- Optional electric heat kit for additional heat capacity
- Optional humidifier control and ERV control

OUTDOOR UNIT FEATURES

- Variable speed INVERTER-driven compressor
- High heating capacity: flash injection circuit maintains 100% heating capacity at 5°F outdoor temperature
- Wide heating range: heating performance down to -13°F (average of 80% heating capacity)
- High speed heating at start up: Hyper-Heating INVERTER® reduces the time for heating at start up by about half compared to standard models
- Suction accumulator pre-charged with refrigerant volume for piping length up to 100 ft.
- Twinning of two indoor units possible with the 36 kBTU/H model
- High pressure/temperature protection

Specifications are subject to change without notice.

© 2020 Mitsubishi Electric Trane HVAC US LLC. All rights reserved.

SPECIFICATIONS: PVA-A30AA7 & PUZ-HA30NHA5

Cooling[1]	Maximum Capacity	BTU/H	30,000
	Rated Capacity	BTU/H	28,500
	Minimum Capacity	BTU/H	18,000
	Maximum Power Input	W	2,500
	Rated Power Input	W	2,280
	Moisture Removal	Pints/h	7.0
	Sensible Heat Factor		0.70
	Power Factor	%	92.6
Heating at 47°F[2]	Maximum Capacity	BTU/H	34,000
	Rated Capacity	BTU/H	32,000
	Minimum Capacity	BTU/H	18,000
	Maximum Power Input	W	3,240
	Rated Power Input	W	2,590
	Power Factor	%	93.8
Heating at 17°F[3]	Maximum Capacity	BTU/H	32,000
	Rated Capacity	BTU/H	22,600
	Maximum Power Input	W	4,930
	Rated Power Input	W	2,740
Heating at 5°F[4]	Maximum Capacity	BTU/H	32,000
	Maximum Power Input	W	5,320
Efficiency	SEER		17.0
	EER[1]		12.5
	HSPF (IV)		9.7
	COP at 47°F[2]		3.62
	COP at 17°F in Maximum Capacity		1.90
	COP at 5°F in Maximum Capacity		1.76
	ENERGY STAR® Certified (ENERGY STAR products are third-party certified by an EPA-recognized Certification Body)		Yes
Electrical	Voltage, Phase, Frequency		208 / 230V, 1-phase, 60 Hz
	Guaranteed Voltage Range	V AC	198 – 253
	Voltage: Indoor - Outdoor, S1-S2	V AC	208V / 230
	Voltage: Indoor - Outdoor, S2-S3	V DC	24
	Voltage: Indoor - Remote controller	V DC	12
	Recommended Fuse/Breaker Size (Outdoor)	A	30
	Recommended Wire Size (Indoor - Outdoor)	AWG	14
Indoor Unit	MCA	A	4.13
	Fan Motor Full Load Amperage	A	3.30
	Fan Motor Output	W	244
	Airflow Rate, Dry	CFM	613-744-875
	Airflow Rate, Wet	CFM	n/a
	External Static Pressure	in.WG	0.30-0.50-0.80
	Sound Pressure Level	dB(A)	30-34-38
	Drain Pipe Size	In. (mm)	3/4 FPT (19.05)
	Condensate Lift Mechanism, Maximum Distance	Ft. (m)	n/a
	Heat Exchanger Type		Plate fin coil
	External Finish Color		Galvanized steel cabinet-Powder coated Slate Gray
	Unit Dimensions // Grille Dimensions	W: In. (mm)	21 (534)
		D: In. (mm)	21-5/8 (548)
		H: In. (mm)	54-1/4 (1378)

Specifications are subject to change without notice.

© 2020 Mitsubishi Electric Trane HVAC US LLC. All rights reserved.

SPECIFICATIONS: PVA-A30AA7 & PUZ-HA30NHA5

	Unit Weight	Lbs. (kg)	141 (64)
Indoor Unit Operating Temperature Range	Cooling Intake Air Temp (Maximum / Minimum)	°F	90 DB, 73 WB / 66 DB, 59 WB
	Heating Intake Air Temp (Maximum / Minimum)	°F	82 DB / 50 DB
Outdoor Unit	MCA	A	28
	MOCP	A	40
	Fan Motor Full Load Amperage	A	0.4+0.4
	Fan Motor Output	W	86+86
	Airflow Rate	CFM	3,530
	Refrigerant Control		Electronic Expansion Valve
	Defrost Method		Reverse Cycle
	Heat Exchanger Type		Cross fin
	Sound Pressure Level, Cooling[1]	dB(A)	52
	Sound Pressure Level, Heating[2]	dB(A)	53
	Compressor Type		INVERTER-Driven Twin Rotary
	Compressor Model		ANB33FJEMT
	Compressor Rated Load Amps	A	18
	Compressor Locked Rotor Amps	A	27.5
	Compressor Oil Type // Charge	oz.	FV50S // 45
	External Finish Color		Ivory Munsell 3Y 7.8/1.1
	Base Pan Heater		n/a
	Unit Dimensions	W: In. (mm)	37-3/8 (950)
		D: In. (mm)	13 + 1-3/16 (330 + 30)
		H: In. (mm)	53-1/8 (1,350)
	Package Dimensions	W: In. (mm)	40-15/16 (1,040)
		D: In. (mm)	17-11/16 (450)
		H: In. (mm)	56-11/16 (1,440)
	Unit Weight	Lbs. (kg)	265 (120)
	Package Weight	Lbs. (kg)	289 (131)
Outdoor Unit Operating Temperature Range	Cooling Intake Air Temp (Maximum / Minimum)	°F	115 DB / 0* DB
	Heating Intake Air Temp (Maximum / Minimum)	°F	70 DB, 59 WB / -13 DB, -13 WB
	Thermal Lock-out / Re-start Temperatures**	°F	n/a
Refrigerant	Type		R410A
	Charge	Lbs, oz	12
Piping	Gas Pipe Size O.D. (Flared)	In.(mm)	5/8 (15.88)
	Liquid Pipe Size O.D. (Flared)	In.(mm)	3/8 (9.52)
	Maximum Piping Length	Ft. (m)	245 (75)
	Maximum Height Difference	Ft. (m)	100 (30)
	Maximum Number of Bends		15

Notes

AHRI Rated Conditions (Rated data is determined at a fixed compressor speed)	[1]Cooling (Indoor // Outdoor)	°F	80 DB, 67 WB // 95 DB, 75 WB
	[2]Heating at 47°F (Indoor // Outdoor)	°F	70 DB, 60 WB // 47 DB, 43 WB
	[3]Heating at 17°F (Indoor // Outdoor)	°F	70 DB, 60 WB // 17 DB, 15 WB
Conditions	[4]Heating at 5°F (Indoor // Outdoor)	°F	70 DB, 60 WB // -4 DB, -5 WB

*Wind baffles required to operate below 23°F DB in cooling mode. PUZ with wind baffle: 0°F - 115°F.
**System cuts out in heating mode to avoid thermistor error and automatically restarts at these temperatures.

Specifications are subject to change without notice.

© 2020 Mitsubishi Electric Trane HVAC US LLC. All rights reserved.

ACCESSORIES: PVA-A30AA7

Wireless Signal Receiver	□ PAR-SA9CA-E
Wireless Signal Receiver	□ PAR-FA32MA-W
Wireless Remote Controller	□ PAR-SL100A-E
Wireless Remote Controller	□ PAR-FL32MA-E
Controller Kit with i-see Sensor™	□ PAR-SA92MW-E
kumo touch™ RedLINK™ Wireless Controller	□ MHK2
Deluxe MA Remote Controller	□ PAR-40MAAU
Simple MA Controller	□ PAC-YT53CRAU-J
Touch MA Controller	□ PAR-CT01MAU-SB
Airzone ZBS Wired Blueface Principal Controller White	□ AZZBSBLUEFACECB
Airzone ZBS Wired Think Controller White	□ AZZBSTHINKCB
Airzone ZBS Wireless Think Controller White	□ AZZBSTHINKRB
Airzone ZBS Wired Lite Controller White	□ AZZBSLITECB
Airzone ZBS Wireless Lite Controller White	□ AZZBSLITERB
Wired Remote Sensor	□ PAC-SE41TS-E
Wireless Temperature and Humidity Sensor	□ PAC-USWHS003-TH-1
Flush Mount Remote Temperature Sensor	□ PAC-USSEN001-FM-1
Wireless Interface 2	□ PAC-USWHS002-WF-2
Thermostat Interface	□ PAC-US444CN-1
kumo station®	□ PAC-WHS01HC-E
USNAP Interface	□ PAC-WHS01UP-E
IT Extender	□ PAC-WHS01IE-E
BACnet® and MODBUS® Interface	□ PAC-UKPRC001-CN-1
External Fan / Heater Control Relay Adapter	□ CN24RELAY-KIT-CM3
Connector cable for remote display	□ PAC-SA88HA-EP
Wire for Remote on/off with CN32 connector	□ PAC-715AD
Remote Operation Adapter[1]	□ PAC-SF40RM-E
Blue Diamond Sensor Extension Cable — 15 Ft.	□ C13-103
MegaBlue Advanced Blue Diamond Condensate Pump w/ Reservoir & Sensor	□ X87-835 - 110 to 250V
Advanced Blue Diamond Mini Condensate Pump w/ Reservoir & Sensor (208/230V) [recommended]	□ X87-721 - 208/230V
(30A/600V/UL) [fits 2" X 4" utility box] - Black	□ TAZ-MS303
(30A/600V/UL) [fits 2" X 4" utility box] - White	□ TAZ-MS303W
Separate Power Terminal Block Kit	□ SPTB1
Electric Heat Lockout Control	□ ETC-211000-MIT
Condensate Management Kit for downflow installation	□ CMA-1
3kW Electric Heater	□ EH03-MPA-M(B)
5kW Electric Heater	□ EH05-MPA-M(B)
8kW Electric Heater	□ EH08-MPA-M(B)
10kW Electric Heater	□ EH10-MPA-M(B)

[1] Unable to use with wireless remote controller

© 2020 Mitsubishi Electric Trane HVAC US LLC. All rights reserved.

ACCESSORIES: PUZ-HA30NHA5

Air Outlet Guide	□ PAC-SG59SG-E
Front Wind Baffle	□ WB-PA5 (two pieces are required)
Drain Socket	□ PAC-SG61DS-E
Centralized Drain Pan	□ PAC-SG63DP-E
M-NET Converter	□ PAC-SJ85MA-E
M-NET Converter	□ PAC-SJ95MA-E
Control/Service Tool	□ PAC-SK52ST
Hail Guard	□ HG-A3
Condensing Unit Mounting Pad 24" x 42" x 3"	□ ULTRILITE2
Outdoor Unit Stand—12" High	□ QSMS1202M
Outdoor Unit Stand—18" High	□ QSMS1802M
Outdoor Unit Stand—24"High	□ QSMS2402M
Heavy Duty Wall Mounting Bracket for Outdoor Units—Coated Steel	□ QSWB2000M-1
Heavy Duty Wall Mounting Bracket for Outdoor Units—316 Series Stainless Steel	□ QSWBSS
3/8" x 5/8" x 10' / 1/2" Lineset (Twin-Tube Insulation)	□ MPLS385812T-10
3/8" x 5/8" x 15' / 1/2" Lineset (Twin-Tube Insulation)	□ MPLS385812T-15
3/8" x 5/8" x 30' / 1/2" Lineset (Twin-Tube Insulation)	□ MPLS385812T-30
3/8" x 5/8" x 50' / 1/2" Lineset (Twin-Tube Insulation)	□ MPLS385812T-50
3/8" x 5/8" x 65' / 1/2" Lineset (Twin-Tube Insulation)	□ MPLS385812T-65
3/8" x 5/8" x 100' / 1/2" Lineset (Twin-Tube Insulation)	□ MPLS385812T-100

© 2020 Mitsubishi Electric Trane HVAC US LLC. All rights reserved.

DIMENSIONS: PVA-A30AA7 & PUZ-HA30NHA5

PVA-A30AA7

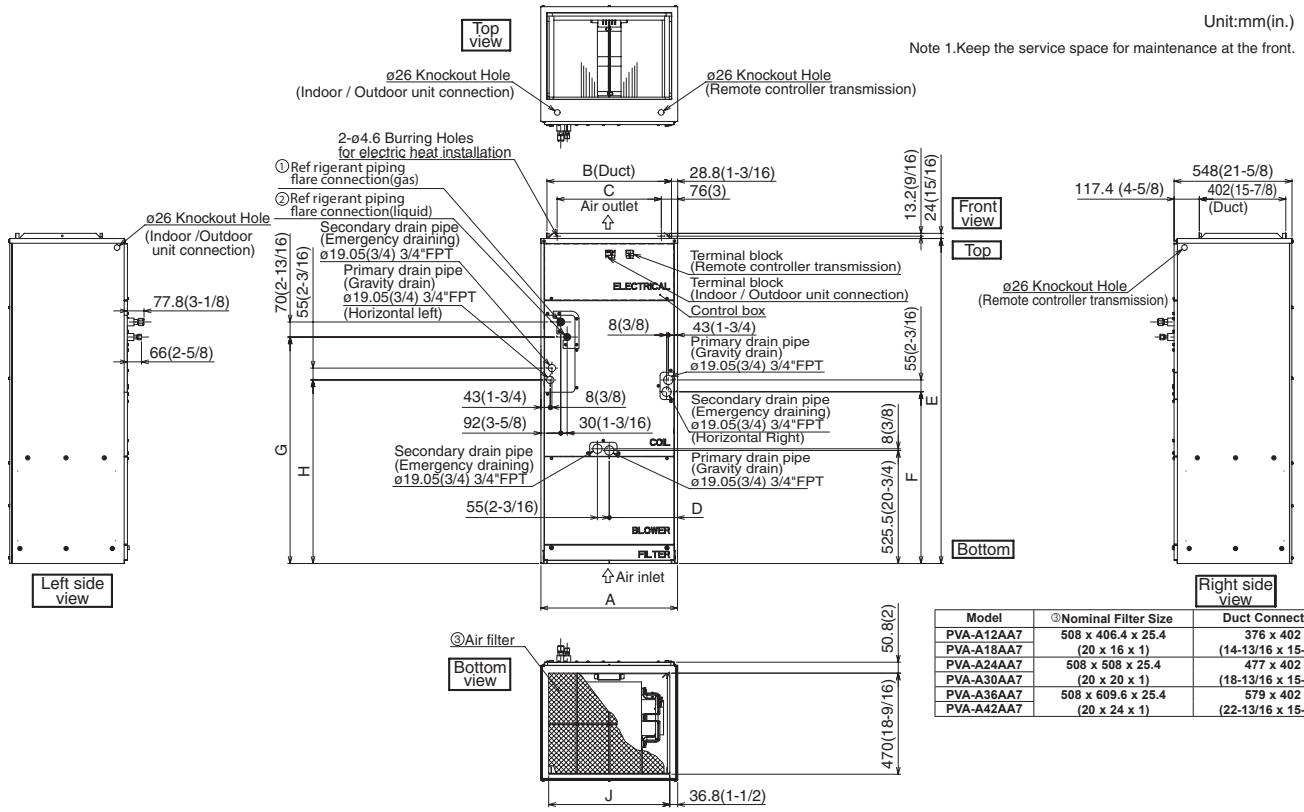

Model	③Nominal Filter Size	Duct Connection
PVA-A12AA7	508 x 406.4 x 25.4	376 x 402
PVA-A18AA7	(20 x 16 x 1)	(14-13/16 x 15-7/8)
PVA-A24AA7	508 x 508 x 25.4	477 x 402
PVA-A30AA7	(20 x 20 x 1)	(18-13/16 x 15-7/8)
PVA-A36AA7	508 x 609.6 x 25.4	579 x 402
PVA-A42AA7	(20 x 24 x 1)	(22-13/16 x 15-7/8)

Unit: mm (in.)

Model	A	B	C	D	E	F	G	H	J	①Gas Pipe	②Liquid Pipe
PVA-A12AA7	432 (17)	376 (14-13/16)	281 (11-1/8)	224 (8-7/8)	1275 (50-1/4)	680 (26-13/16)	823 (32-7/16)	735.5 (29)	360 (14-3/16)	Φ 12.7 (1/2)	Φ 6.35 (1/4)
PVA-A18AA7											
PVA-A24AA7	534 (21)	477 (18-13/16)	382.6 (15-1/8)	266.5 (10-1/2)	1378 (54-1/4)	737 (29-1/16)	953.5 (37-9/16)	792 (31-3/16)	461 (18-3/16)	Φ 15.88 (5/8)	Φ 9.52 (3/8)
PVA-A30AA7											
PVA-A36AA7	635 (25)	579 (22-13/16)	484.6 (19-1/8)	317.5 (12-1/2)	1511 (59-1/2)	798.5 (31-7/16)	1053 (41-1/2)	853.5 (33-5/8)	563 (22-3/16)		
PVA-A42AA7											

© 2020 Mitsubishi Electric Trane HVAC US LLC. All rights reserved.

DIMENSIONS: PVA-A30AA7 & PUZ-HA30NHA5

PUZ-HA30NHA5

Unit : mm<inch>

1 FREE SPACE (Around the unit)

The diagram below shows a basic example. Explanation of particular details are given in the installation manuals, etc.

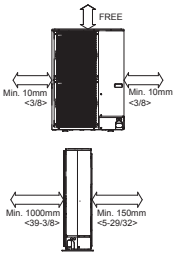

2 SERVICE SPACE

Dimensions of space needed for service access are shown in the below diagram.

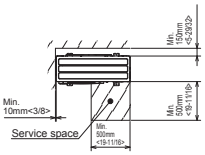

3 FOUNDATION BOLTS

Please secure the unit firmly with 4 foundation (M10<W3/8>) bolts. (Bolts and washers must be purchased locally.)

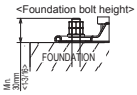

4 PIPING-WIRING DIRECTIONS

Piping and wiring connections can be made from 4 directions: front, right, rear and below.

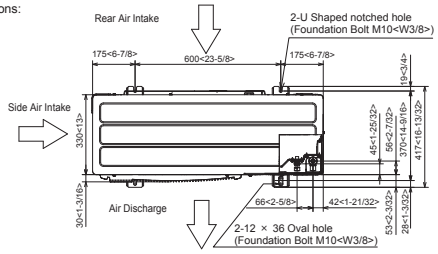

Example of Notes

①····Refrigerant GAS pipe connection (FLARE)ϕ15.88<5/8>
②····Refrigerant LIQUID pipe connection (FLARE)ϕ 9.52<3/8>
*1 ····Indication of STOP VALVE connection location.

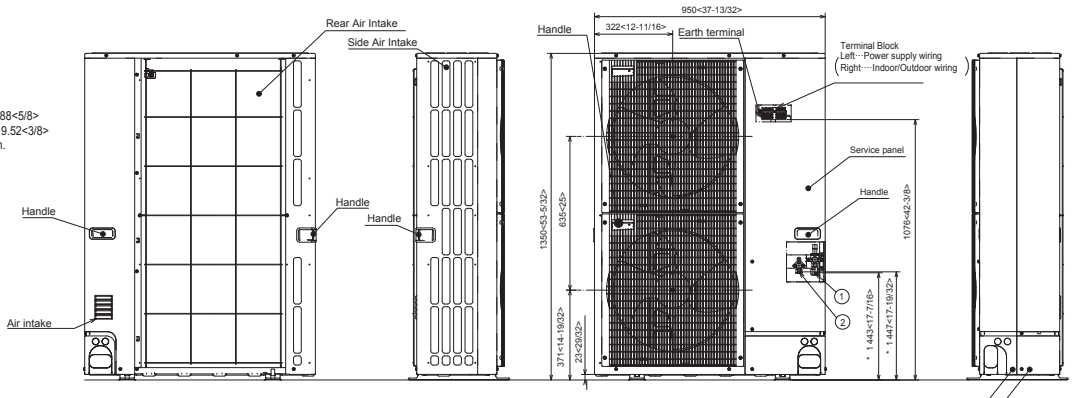

Piping Knockout Hole Details

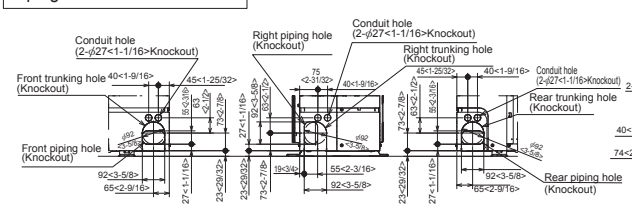

When installing the conduit. Set the attachment to the inner side of each panel.

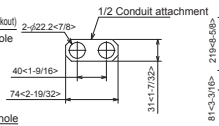

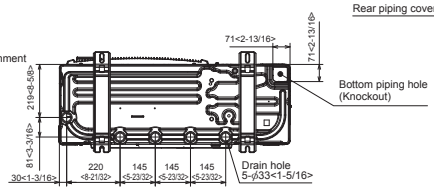

1340 Satellite Boulevard, Suwanee, GA 30024
Toll Free: 800-433-4822 www.mehvac.com

FORM# PVA-A30AA7 / PUZ-HA30NHA5 - 202008

Specifications are subject to change without notice.

© 2020 Mitsubishi Electric Trane HVAC US LLC. All rights reserved.