# TPCA0A0241KA70A & TRUZH0241HA10NA
## 24,000 BTU/H CEILING-SUSPENDED INDOOR UNIT
## 24,000 BTU/H HYPER-HEATING UNIVERSAL OUTDOOR

Job Name:

System Reference: Date:

Indoor Unit.....TPCA0A0241KA70A

Outdoor Unit.....TRUZH0241HA10NA

INDOOR UNIT FEATURES
- Airflow settings for high and low ceiling applications
- Knock-out for outside-air intake
- Optional i-see Sensor™ for air distribution and energy saving
- Auto fan speed mode
- Filter status indicator
- Easy-to-clean, washable filter
- Suspends from ceiling for quick and easy installation
- Ideal for larger retail stores, classrooms, and restaurants
- Multiple control options available:
  - kumo cloud® smart device app for remote access
  - Third-party interface options
  - Wired or wireless controllers

OUTDOOR UNIT FEATURES
- Variable speed INVERTER-driven compressor
- Wide heating range: heating performance down to -13°F (average of 80% heating capacity)
- High speed heating at start up: Hyper-Heating INVERTER® reduces the time for heating at start up by about half compared to standard models
- Pre-charged with refrigerant volume for piping length up to 70 ft.
- High pressure/temperature protection
- Built-in base pan heater

Specifications are subject to change without notice.

© 2023 Mitsubishi Electric Trane HVAC US LLC. All rights reserved.

# SPECIFICATIONS: TPCA0A0241KA70A & TRUZH0241HA10NA

| | | | |
|---|---|---|---|
| Cooling at 95°F[1] | Maximum Capacity | BTU/H | 24,000 |
| | Rated Capacity | BTU/H | 23,000 |
| | Minimum Capacity | BTU/H | 10,000 |
| | Maximum Power Input | W | 1,920 |
| | Rated Power Input | W | 1,840 |
| | Moisture Removal | Pints/h | 5.6 |
| | Sensible Heat Factor | | 0.73 |
| | Power Factor [208V / 230V] | % | 95.0 / 95.0 |
| Heating at 47°F[2] | Maximum Capacity | BTU/H | 28,000 |
| | Rated Capacity | BTU/H | 26,000 |
| | Minimum Capacity | BTU/H | 10,000 |
| | Maximum Power Input | W | 2,300 |
| | Rated Power Input | W | 2,050 |
| | Power Factor [208V / 230V] | % | 94.0 / 94.0 |
| Heating at 17°F[3] | Maximum Capacity | BTU/H | 26,000 |
| | Rated Capacity | BTU/H | 17,700 |
| | Maximum Power Input | W | 3,750 |
| | Rated Power Input | W | 2,146 |
| Heating at 5°F[4] | Maximum Capacity | BTU/H | 26,000 |
| | Maximum Power Input | W | 4,176 |
| Heating at -13°F[7] | Maximum Capacity | BTU/H | 20,800 |
| Efficiency | SEER2 | | 18.7 |
| | EER2[1] | | 12.5 |
| | HSPF2 [IV] | | 9.5 |
| | COP at 47°F[2] | | 3.71 |
| | COP at 17°F at Maximum Capacity[3] | | 2.0 |
| | COP at 5°F at Maximum Capacity[4] | | 1.8 |
| Electrical | Voltage, Phase, Frequency | | 208/230, 1, 60 |
| | Guaranteed Voltage Range | V AC | 198 - 253 |
| | Voltage: Indoor - Outdoor, S1-S2 | V AC | 208/230 |
| | Voltage: Indoor - Outdoor, S2-S3 | V DC | 24 |
| | Short-circuit Current Rating [SCCR] | kA | 5 |
| | Recommended Fuse/Breaker Size (Oudoor) | A | 25 |
| | Recommended Wire Size [Indoor - Outdoor] | AWG | 14 |
| | Power Supply | | Indoor unit is powered by the outdoor unit |
| Indoor Unit | MCA | A | 1.0 |
| | Fan Motor Full Load Amperage | A | 0.54 |
| | Fan Motor Type | | DC Motor |
| | Airflow Rate at Cooling, Dry | CFM | 530–565–600–670 |
| | Airflow Rate at Cooling, Wet | CFM | 495–530–565–635 |
| | Airflow Rate at Heating, Dry | CFM | 530–565–600–670 |
| | Sound Pressure Level [Cooling] | dB[A] | 33–35–37–40 |
| | Sound Pressure Level [Heating] | dB[A] | 33–35–37–40 |
| | Drain Pipe Size | In. [mm] | 1-1/32 [26] |
| | Coating on Heat Exchanger | | — |
| | External Finish Color | | White Munsell 6.4Y 8.9/0.4 |
| | Unit Dimensions | W x D x H: In. [mm] | 50-3/8 x 26-3/4 x 9-1/16 [1,280 x 680 x 230] |
| | Package Dimensions | W x D x H: In. [mm] | 53-1/8 x 29-15/16 x 12-5/8 [1,350 x 760 x 320] |
| | Unit Weight | Lbs. [kg] | 71 [32] |
| | Package Weight | Lbs. [kg] | 82 [37] |
| Indoor Unit Operating Temperature Range | Cooling Intake Air Temp [Maximum / Minimum]* | °F | 90 DB, 72 WB / 68 DB, 61 WB |
| | Heating Intake Air Temp [Maximum / Minimum] | °F | 77 DB / 59 DB |

NOTES:

| | | | |
|---|---|---|---|
| AHRI Rated Conditions (Rated data is determined at a fixed compressor speed) | [1]Cooling (Indoor // Outdoor) | °F | 80 DB, 67 WB // 95 DB, 75 WB |
| | [2]Heating at 47°F (Indoor // Outdoor) | °F | 70 DB, 60 WB // 47 DB, 43 WB |
| | [3]Heating at 17°F (Indoor // Outdoor) | °F | 70 DB, 60 WB // 17 DB, 15 WB |
| Conditions | [4]Heating at 5°F (Indoor // Outdoor) | °F | 70 DB, 60 WB // 5 DB, 4 WB |
| | [7]Heating at -13°F (Indoor // Outdoor) | °F | 70 DB, 60 WB // -13 DB, -14 WB |

* Indoor/Outdoor Unit Operating Temperature Range (Cooling Air Temp [Maximum / Minimum]):
- Wind baffles required to operate below 23°F DB in cooling mode.
- Refer to wind baffle documentation for further information.

**Outdoor Unit Operating Temperature Range (Cooling Thermal Lock-out / Re-start Temperatures; Heating Thermal Lock-out / Re-start Temperatures):
- System cuts out in heating mode to avoid thermistor error and automatically restarts at these temperatures.

Specifications are subject to change without notice.

© 2023 Mitsubishi Electric Trane HVAC US LLC. All rights reserved.

# SPECIFICATIONS: TPCA0A0241KA70A & TRUZH0241HA10NA

| | | | |
|---|---|---|---|
| Outdoor Unit | MCA | A | 17.0 |
| | MOCP | A | 27 |
| | Fan Motor Output | W | 74 |
| | Airflow Rate [Cooling / Heating] | CFM | 1940 / 1940 |
| | Refrigerant Control | | LEV |
| | Defrost Method | | Reverse Cycle |
| | Sound Pressure Level, Cooling[1] | dB(A) | 52 |
| | Sound Pressure Level, Heating[2] | dB(A) | 53 |
| | Compressor Type | | Scroll |
| | Compressor Model | | DNB28FBAMT |
| | Compressor Rated Load Amps | A | 9 |
| | Compressor Locked Rotor Amps | A | 18.0 |
| | Compressor Oil [Type // Charge] | oz. | FVC68D // 34 |
| | External Finish Color | | Ivory Munsell 3Y 7.8/1.1 |
| | Base Pan Heater | | Built-in |
| | Unit Dimensions | W x D x H: In. [mm] | 37-13/32 x 14-3/16 x 37-1/8 [950 x 360 x 943] |
| | Package Dimensions | W x D x H: In. [mm] | 41 x 18 x 41 [1040 x 450 x 1033] |
| | Unit Weight | Lbs. [kg] | 190 [86] |
| | Package Weight | Lbs. [kg] | 210 [95] |
| Outdoor Unit Operating Temperature Range | Cooling Air Temp [Maximum / Minimum]* | °F | 115 DB / 0 DB |
| | Heating Air Temp [Maximum / Minimum] | °F | 70 DB, 59 WB / -13 DB, -13 WB |
| | Heating Thermal Lock-out / Re-start Temperatures** | °F | -22 / -13 |
| Refrigerant | Type | | R410A |
| | Pre-Charged Refrigerant Amount | Lbs, oz | 7.0, 11.0 |
| | Maximum Pre-Charged Piping Length | Ft. [m] | 70.0 [21.0] |
| | Additional Refrigerant Charge Per Additional Piping Length | oz./Ft. [g/m] | 0.7 [65] |
| Piping | Gas Pipe Size O.D. [Flared] | In.[mm] | 5/8 [15.88] |
| | Liquid Pipe Size O.D. [Flared] | In.[mm] | 3/8 [9.52] |
| | Maximum Piping Length | Ft. [m] | 165 [50] |
| | Maximum Height Difference | Ft. [m] | 100 [30] |
| | Maximum Number of Bends | | 15 |

NOTES:

| | | | |
|---|---|---|---|
| AHRI Rated Conditions (Rated data is determined at a fixed compressor speed) | [1]Cooling (Indoor // Outdoor) | °F | 80 DB, 67 WB // 95 DB, 75 WB |
| | [2]Heating at 47°F (Indoor // Outdoor) | °F | 70 DB, 60 WB // 47 DB, 43 WB |
| | [3]Heating at 17°F (Indoor // Outdoor) | °F | 70 DB, 60 WB // 17 DB, 15 WB |
| Conditions | [4]Heating at 5°F (Indoor // Outdoor) | °F | 70 DB, 60 WB // 5 DB, 4 WB |
| | [7]Heating at -13°F (Indoor // Outdoor) | °F | 70 DB, 60 WB // -13 DB, -14 WB |

* Indoor/Outdoor Unit Operating Temperature Range (Cooling Air Temp [Maximum / Minimum]):
- Wind baffles required to operate below 23°F DB in cooling mode.
- Refer to wind baffle documentation for further information.

**Outdoor Unit Operating Temperature Range (Cooling Thermal Lock-out / Re-start Temperatures; Heating Thermal Lock-out / Re-start Temperatures):
- System cuts out in heating mode to avoid thermistor error and automatically restarts at these temperatures.


© 2023 Mitsubishi Electric Trane HVAC US LLC. All rights reserved.

# INDOOR UNIT ACCESSORIES: TPCA0A0241KA70A

| | | |
|---|---|---|
| Control Interface | CN24 Relay Kit | ☐ CN24RELAY-KIT-CM3 |
| | IT Extender | ☐ PAC-WHS01IE-E |
| | kumo station® for kumo cloud® | ☐ TAC-WHS01HC-E |
| | Procon BACnet® and Modbus® Interface | ☐ PAC-UKPRC001-CN-1 |
| | Remote Operation Adapter‡ | ☐ PAC-SF40RM-E |
| | Thermostat Interface | ☐ PAC-US444CN-1 |
| | Thermostat Interface | ☐ PAC-US445CN-1 |
| | USNAP Adapter | ☐ PAC-WHS01UP-E |
| Remote Sensor | Flush Mount Remote Temperature Sensor | ☐ PAC-USSEN002-FM-1 |
| | Flush Mount Temperature Sensor | ☐ PAC-USSEN001-FM-1 |
| | Remote Temperature Sensor | ☐ PAC-SE41TS-E |
| | Wireless temperature and humidity sensor for kumo cloud® | ☐ PAC-USWHS003-TH-1 |
| Wired Remote Controller | Deluxe Wired MA Remote Controller† | ☐ TAR-40MAAU |
| | Simple Ductless Wired Remote Controller | ☐ PAC-SDW01RC-1 |
| | Simple MA Remote Controller† | ☐ TAC-YT53CRAU-J |
| | Touch MA Controller† | ☐ TAR-CT01MAU-SB |
| Wireless Remote Controller | kumo touch™ RedLINK™ Wireless Controller | ☐ MHK2 |
| | Lockdown bracket for remote controller | ☐ RCMKP1CB |
| | Wireless MA Receiver | ☐ PAR-SR32MA-E |
| | Wireless MA Remote Controller | ☐ TAR-FL32MA-E |
| | Wireless Receiver Kit | ☐ PAR-SL93B-E |
| | Wireless Receiver Kit with i-See sensor™ | ☐ PAR-SA92MW-E |
| Condensate | Blue Diamond (Advanced) Mini Condensate Pump w/ Reservoir & Sensor (208/230V) [recommended] | ☐ X87-721 |
| | Blue Diamond (MegaBlue Advanced) Condensate Pump w/ Reservoir & Sensor | ☐ X87-835 |
| | Refco Condensate Pump (100-240 VAC) up to 120,000 BTU/H | ☐ COMBI |
| Disconnect Switch | (30A/600V/UL) [fits 2” X 4” utility box] - Black | ☐ TAZ-MS303 |
| Filter | 65% Medium Efficiency Filter (MERV 8) | ☐ PAC-SH89KF-E |
| Lineset | 10’ x 3/8” x 10’ x 5/8” Lineset (Twin-Tube Insulation) | ☐ MPLS385812T-10 |
| | 100’ x 3/8” x 100’ x 5/8” Lineset (Twin-Tube Insulation) | ☐ MPLS385812T-100 |
| | 15’ x 3/8” x 15’ x 5/8” Lineset (Twin-Tube Insulation) | ☐ MPLS385812T-15 |
| | 30’ x 3/8” x 30’ x 5/8” Lineset (Twin-Tube Insulation) | ☐ MPLS385812T-30 |
| | 50’ x 3/8” x 50’ x 5/8” Lineset (Twin-Tube Insulation) | ☐ MPLS385812T-50 |
| | 65’ x 3/8” x 65’ x 5/8” Lineset (Twin-Tube Insulation) | ☐ MPLS385812T-65 |

NOTES:
‡PAC-SF40RM-E (Unable to use with wireless remote controller)


© 2023 Mitsubishi Electric Trane HVAC US LLC. All rights reserved.

# OUTDOOR UNIT ACCESSORIES: TRUZH0241HA10NA

| | | |
|---|---|---|
| Air Outlet Guide | Air Outlet Guide (1 Piece) | ☐ PAC-SG59SG-E |
| Control/Service Tool | Control/Service Tool | ☐ PAC-SK52ST |
| Hail Guards | Hail Guard | ☐ HG-A6 |
| M-NET Converter | M-NET Converter | ☐ PAC-SJ85MA-E |
| | M-NET Converter | ☐ PAC-SJ95MA-E |
| Mounting Pad | Condensing Unit Mounting Pad: 24” x 42” x 3” | ☐ ULTRILITE2 |
| Stand | 18” Single Fan Stand | ☐ QSMS1801M |
| | 24” Single Fan Stand | ☐ QSMS2401M |
| | Condenser Wall Bracket | ☐ QSWB2000M-1 |
| | Condenser Wall Bracket - Stainless Steel Finish | ☐ QSWBSS |
| | Outdoor Unit Stand — 12” High | ☐ QSMS1201M |
| Wind Baffle | Front Wind Baffle | ☐ WB-PA5 |
| | Rear Wind Baffle | ☐ WB-RE5 |
| | Side Advanced Wind Baffle | ☐ WB-SD5 |


© 2023 Mitsubishi Electric Trane HVAC US LLC. All rights reserved.

# INDOOR UNIT DIMENSIONS: TPCA0A0241KA70A

Unit: inch (mm)

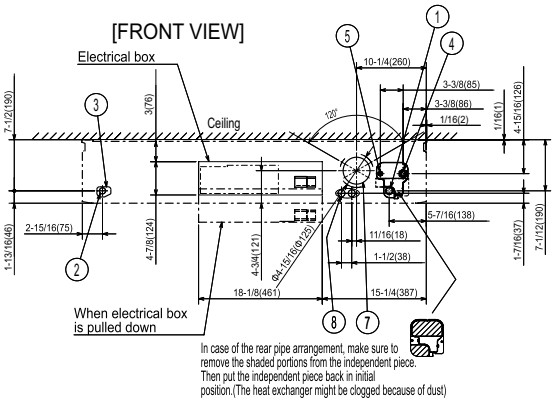


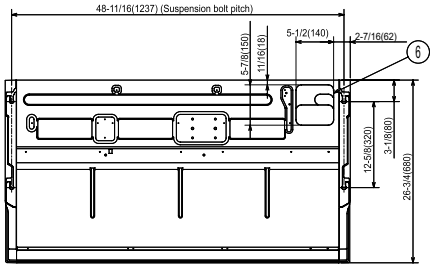


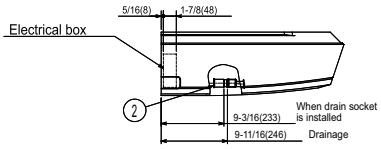


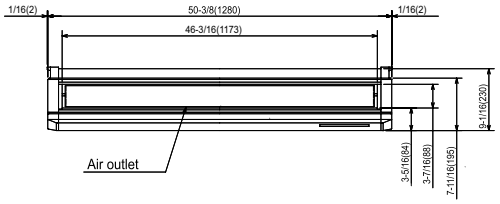


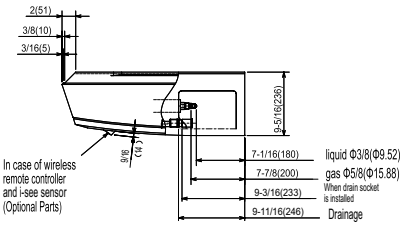


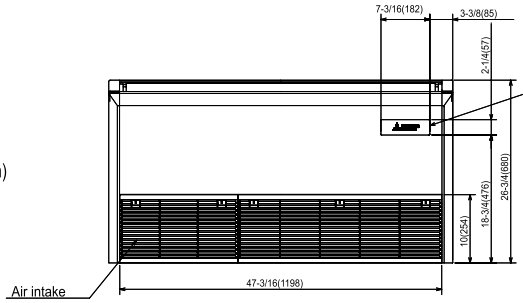


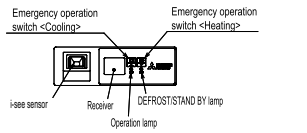


1. Drainage pipe connection(1(26mm)I.D.)
2. Drainage pipe connection(for the left arrangement)
3. Knockout hole for left drain-piping arrangement
4. Refrigerant-pipe connection(gas pipe side/flared connection)
5. Refrigerant-pipe connection(liquid pipe side/flared connection)
6. Knockout hole for upper drain pipe arrangement
7. Knockout hole for fresh air intake Φ3-15/16(Φ100)
8. Knockout hole for wiring arrangement Φ7/8(Φ22)

Accessory...Drain socket (1(26mm) I.D.)

NOTES.

1. Use M10 or W3/8 screw for anchor bolt.
2. Please be sure when installing the drain pump (option parts), refrigerant pipe will be only upward.



© 2023 Mitsubishi Electric Trane HVAC US LLC. All rights reserved.

# OUTDOOR UNIT DIMENSIONS: TRUZH0241HA10NA

**Unit: mm<in>**

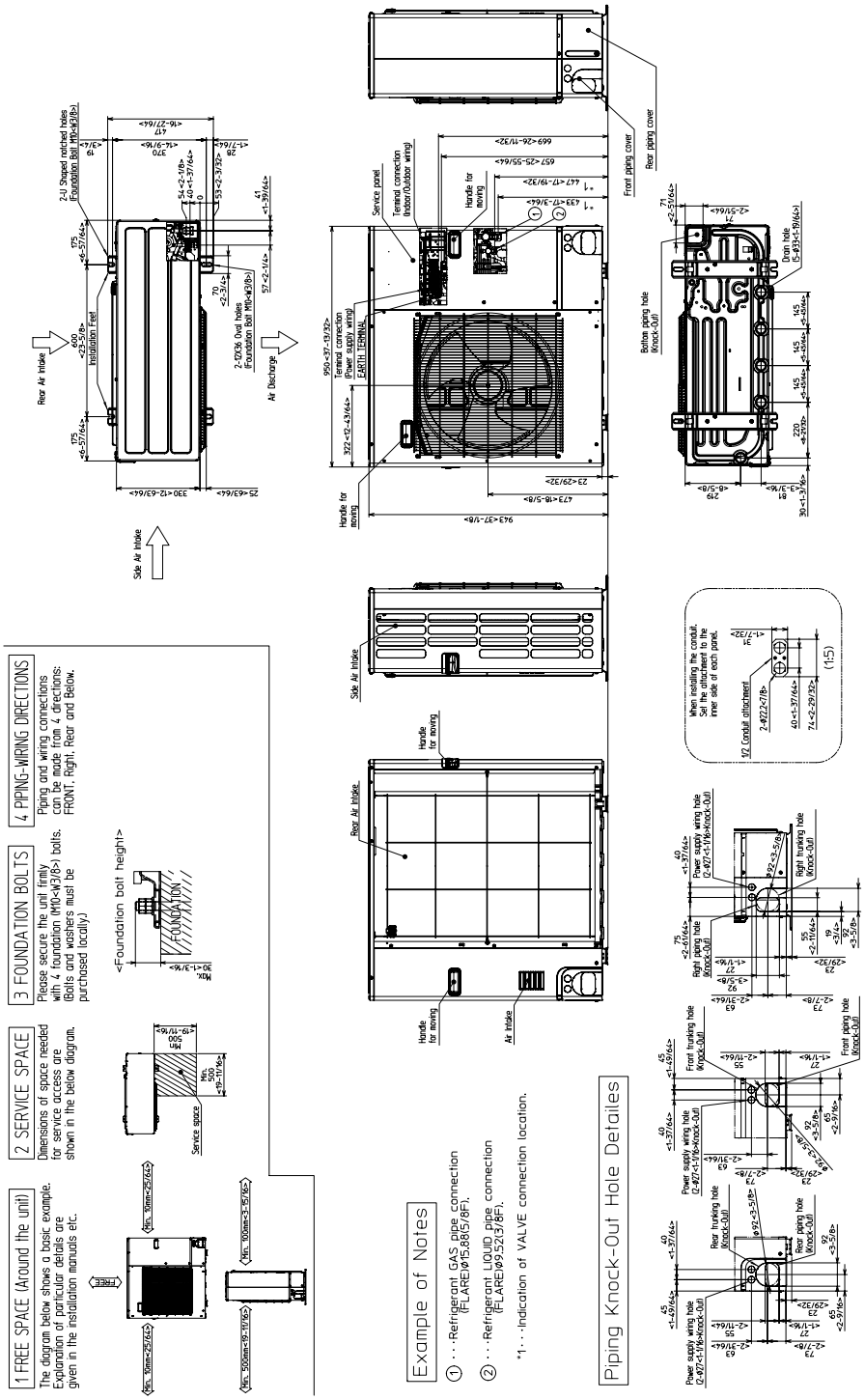


FORM# TPCA0A0241KA70A & TRUZH0241HA10NA - 202307

Specifications are subject to change without notice.

© 2023 Mitsubishi Electric Trane HVAC US LLC. All rights reserved.