M-SERIES

SUBMITTAL DATA: SEZ-KD15NA4
15,000 BTU/H HORIZONTAL-DUCTED INDOOR UNIT

MITSUBISHI ELECTRIC
HEATING & AIR CONDITIONING

Job Name:	
System Reference:	Date:

APPLIES TO INDOOR UNIT:
□ SEZ-KD15NA4.TH
□ SEZ-KD15NAR1.TH
□ SEZ-KD15NA4R1.TH



INDOOR UNIT FEATURES

- Concealed horizontal-ducted unit for applications with short duct runs
- Quiet operation
- Ultra-thin body: 7-7/8" high
- Built-in condensate lift mechanism (lifts to 21-21/32")
- Multiple control options available:
  - kumo cloud® smart device app for remote access
  - Third-party interface options
  - Wired or wireless controllers
- Static capability up to 0.20 in. WG

© 2022 Mitsubishi Electric Trane HVAC US LLC. All rights reserved.

SPECIFICATIONS: SEZ-KD15NA4

Cooling Capacity[1, 3]		BTU/H	14,100
Heating Capacity[2, 3]		BTU/H	18,000
Electrical	Voltage, Phase, Frequency		208/230V, 1 phase, 60Hz
	Guaranteed Voltage Range	V AC	187-253
	Voltage: Indoor - Outdoor, S1-S2	V AC	208/230
	Voltage: Indoor - Outdoor, S2-S3	V DC	24
	Short-circuit Current Rating (SCCR)	V DC	12
MCA		A	1
Blower Motor Full Load Amperage		A	0.74
Blower Motor Output		W	96
Airflow Rate at Cooling, Dry		CFM	529-441-353
Airflow Rate at Cooling, Wet		CFM	476-396-317
Airflow Rate at Heating, Dry		CFM	529-441-353
Sound Pressure Level (Cooling)		dB(A)	37-34-30
Sound Pressure Level (Heating)		dB(A)	37-34-30
External Static Pressure		in.WG	0.02-0.06-0.14-0.20
Drain Pipe Size		In. (mm)	1 1/4 (32)
Condensate Lift Mechanism, Maximum Distance		In. (mm)	21-21/32 (550)
Heat Exchanger Type			Plate fin coil
External Finish Color			Galvanized
Unit Dimensions		W: In. (mm)	39 (990)
		D: In. (mm)	27 9/16 (700)
		H: In. (mm)	7 7/8 (200)
Package Dimensions		W: In. (mm)	47 1/4 (1,200)
		D: In. (mm)	35 7/16 (900)
		H: In. (mm)	14 3/16 (360)
Unit Weight		Lbs. (kg)	54 (24)
Package Weight		Lbs. (kg)	79 (36)
Refrigerant	Type		R410A
	Charge	Lbs, oz	2, 9

Notes:

Nominal Conditions	[1]Cooling (Indoor // Outdoor)	°F	80 DB, 67 WB // 95 DB, 75 WB
	[2]Heating at 47°F (Indoor // Outdoor)	°F	70 DB, 60 WB // 47 DB, 43 WB

[3]Capacity varies based on the number of indoor units operating and the model of the Multi-zone Outdoor Unit. For reference to connected capacity charts, please refer Multi-zone Outdoor Unit Operational Performance.

Specifications are subject to change without notice.

© 2022 Mitsubishi Electric Trane HVAC US LLC. All rights reserved.

ACCESSORIES: SEZ-KD15NA4

Filter Box with MERV 8 Filters	□ FBL1-2
Wireless Signal Receiver	□ PAR-SA9CA-E
Wireless Signal Receiver	□ PAR-FA32MA-W
Wireless Remote Controller	□ PAR-FL32MA-E
kumo touch™ RedLINK™ Wireless Controller	□ MHK2
Deluxe MA Remote Controller	□ PAR-40MAAU
Simple MA Controller	□ PAC-YT53CRAU-J
Touch MA Controller	□ PAR-CT01MAU-SB
Wired Remote Sensor	□ PAC-SE41TS-E
Wireless Temperature and Humidity Sensor	□ PAC-USWHS003-TH-1
Flush Mount Remote Temperature Sensor	□ PAC-USSEN002-FM-1
Wireless Interface 2	□ PAC-USWHS002-WF-2
Thermostat Interface	□ PAC-US444CN-1
Thermostat Interface	□ PAC-US445CN-1
kumo station® for kumo cloud®	□ PAC-WHS01HC-E
USNAP Interface	□ PAC-WHS01UP-E
IT Extender	□ PAC-WHS01IE-E
BACnet® and MODBUS® Interface	□ PAC-UKPRC001-CN-1
External Fan / Heater Control Relay Adapter	□ CN24RELAY-KIT-CM3
Wire for Remote on/off with CN32 connector	□ PAC-715AD
Connector and wire for Operation status/error using CN51	□ PAC-725AD
Connector cable for remote display	□ PAC-SA88HA-EP
Remote Operation Adapter[1]	□ PAC-SF40RM-E
Bottom Return Plate (Converts low-profile ducted indoor unit from rear return to bottom return)	□ BRP-2
Blue Diamond Sensor Extension Cable — 15 Ft.	□ C13-103
Blue Diamond Alarm Extension Cable — 6.5 Ft.	□ C13-192
Blue Diamond MultiTank — collection tank for use with multiple pumps	□ C21-014
Blue Diamond Rubber Foot Pads	□ F10-010
Mini Condensate Pump — 230 volt application	□ SI30-230
MegaBlue Advanced Blue Diamond Condensate Pump w/ Reservoir & Sensor	□ X87-835 - 110 to 250V
Advanced Blue Diamond Mini Condensate Pump w/ Reservoir & Sensor (208/230V) [recommended]	□ X87-721 - 208/230V
Refco Condensate Pump (100-240 VAC) up to 120,000 BTU/H	□ COMBI
(30A/600V/UL) [fits 2" X 4" utility box] - Black	□ TAZ-MS303
(30A/600V/UL) [fits 2" X 4" utility box] - White	□ TAZ-MS303W

[1] Unable to use with wireless remote controller

© 2022 Mitsubishi Electric Trane HVAC US LLC. All rights reserved.

DIMENSIONS: SEZ-KD15NA4

Unit: mm (inch)

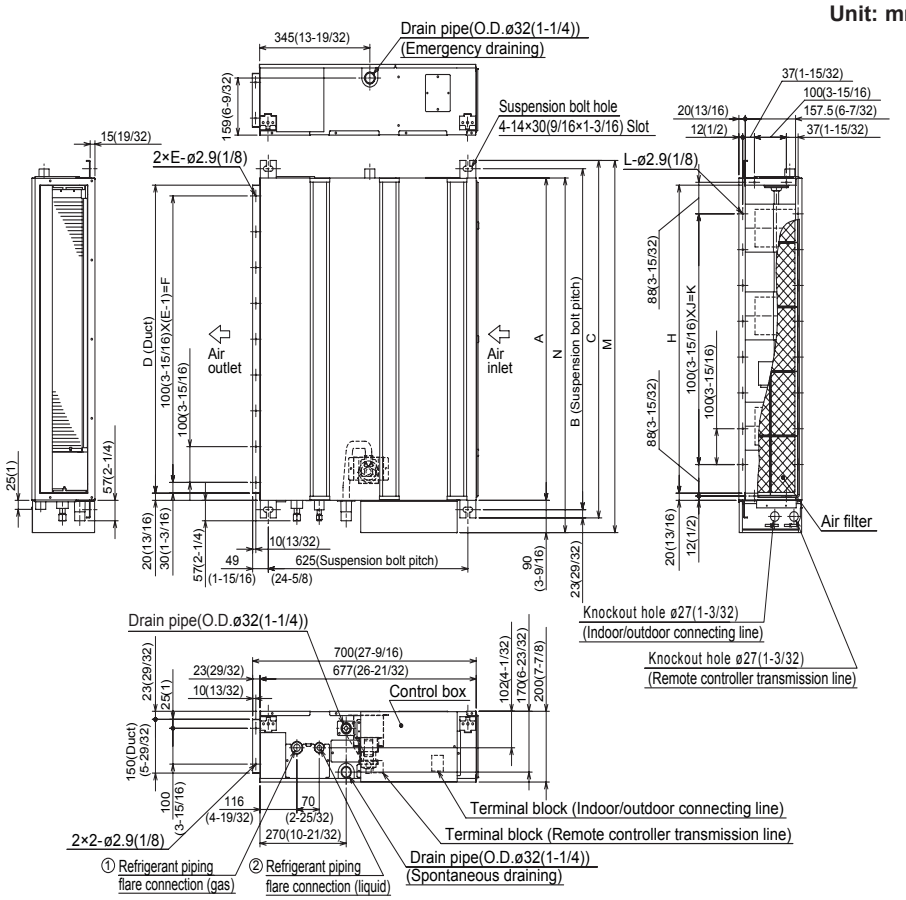

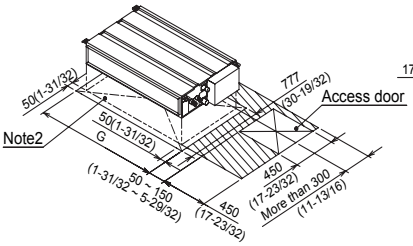

Required space for service and maintenance

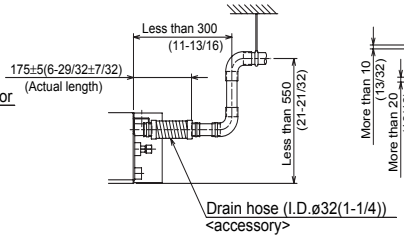

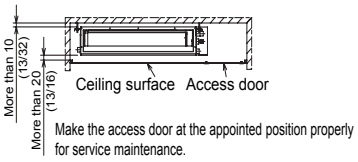

mm (in.)

Sizes	A	B	C	D	E	F	G	H	J	K	L	M	N	① Gas pipe	②Liquid pipe
09 KBTU/H	700 (27-9/16)	752 (29-5/8)	798 (31-7/16)	660 (26)	7	600 (23-5/8)	800 (31-1/2)	660 (26)	5	500 (19-11/16)	16	839 (33-1/16)	790 (31-1/8)	ø9.52(3/8)	ø6.35(1/4)
12 KBTU/H	900 (35-7/16)	952 (37-1/2)	998 (39-5/16)	860 (33-7/8)	9	800 (31-1/2)	1000 (39-3/8)	860 (33-7/8)	7	700 (27-9/16)	20	1039 (40-29/32)	990 (39)		
15 KBTU/H														ø12.7(1/2)	
18 KBTU/H	1100 (43-5/16)	1152 (45-3/8)	1198 (47-3/16)	1060 (41-3/4)	11	1000 (39-3/8)	1200 (47-1/4)	1060 (41-3/4)	9	900 (35-7/16)	24	1239 (48-25/32)	1190 (46-7/8)		

Note1. Use M10 screw for the suspension bolt (field supply).

2. Keep the service space for the maintenance at the bottom.
3. This chart indicates for size 15 kBtu/h model, which has 3 fans.
   Sizes 09,12 kBtu/h models have 2 fans.
   Sizes 08 kBtu/h model has 4 fans.
4. When an inlet duct is used, remove the air filter (supply with the unit), then install the filter (field supply) at suction side.

1340 Satellite Boulevard, Suwanee, GA 30024
Toll Free: 800-433-4822 www.mehvac.com

Specifications are subject to change without notice.

© 2022 Mitsubishi Electric Trane HVAC US LLC. All rights reserved.