MITSUBISHI ELECTRIC

COOLING & HEATING

P-SERIES

SUBMITTAL DATA: PKA-A36KA4 & PUY-A36NHA4 (-BS)

36,000 BTU/H WALL-MOUNTED AIR-CONDITIONING SYSTEM

Job Name:	
System Reference:	Date:

Indoor Unit: PKA-A36KA4

Outdoor Unit: PUY-A36NHA4 (-BS)

GENERAL FEATURES

- Wall-mounted indoor unit for residential and commercial applications
- Shiny-white–exterior plastic; compact design
- Quiet operation—both indoor and outdoor units
- Self-check function—integrated diagnostics
- Limited warranty: five years parts and seven years compressors

UNIT OPTION

- ◻ Standard Model…….....…….....PUY-A36NHA4
- ◻ Sea Coast (BS) Model……..PUY-A36NHA4-BS

ACCESSORIES

Indoor Unit

- ◻ Condensate Pump (BlueDiamond X87-711/721; 115/230V)
- ◻ Condensate Pump (Sauermann SI30-115/230; 115/230V)

Outdoor Unit

- ◻ Drain Pan (PAC-SG63DP)
- ◻ Drain Socket (PAC-SG61DS)
- ◻ Three-pole Disconnect Switch (TAZ-MS303)
- ◻ Wind Baffle (One Piece)* (WB-PA2)
- ◻ Air Outlet Guide (One Piece)* (PAC-SG59SG)
- ◻ Mounting Base (DSD-400N)
- ◻ Mounting Pad (ULTRILITE2)
- ◻ Wall-mounting Brackets (CWMB1)

*PUY(Z) requires two outlet guides or wind baffles for installation.

Controller Options

- ◻ Wireless Wall-mounted Remote Controller Kit (MHK1)**
- ◻ Portable Central Controller (MCCH1)**
- ◻ Outdoor Air Sensor (MOS1)**
- ◻ Wired Wall-mounted Controller (PAR-31MAA)**
- ◻ Simple MA Remote Controller (PAC-YT53CRAU)**

**See Submittal for information on each option.

- ◻ M-NET Adapter (PAC-SF81MA)
- ◻ CN51 Connector for Multiple Remote Controller Adapters/Duct Fan Controller (PAC-725AD)
- ◻ CN32 Connector for Remote On/Off (PAC-715AD)
- ◻ Remote Temperature Sensor (PAC-SE41TS)
- ◻ Remote Operation Adapter - Display and On/Off (PAC-SF40RM)
- ◻ Hand-held Wireless Remote Controller (PAR-FL32MA; Receiver Built-in)
- ◻ Lockdown Bracket for Hand-held Controller (RCMKP1CB)
- ◻ Control/Service Tool (PAC-SK52ST)

R410A INVERTER

SEACOAST PROTECTION

- External Outer Panel: Phosphate coating + Acrylic-Enamel coating
- Fan Motor Support: Epoxy resin coating (at edge face)
- Separator Assembly ; Valve Bed: Epoxy resin coating (at edge face)
- Screws (used outer side): Zinc nickel coating 5μm + Polyvinylidene chloride coating

"Blue Fin" treatment is an anti-corrosion treatment that is applied to the condenser coil to protect it against airborne contaminants..

Specifications are subject to change without notice.

© 2014 Mitsubishi Electric US, Inc.

SPECIFICATIONS : PKA-A36KA4 & PUY-A36NHA4 (-BS)

Cooling*
Rated Capacity . . . . . 34,200 Btu/h
Minimum Capacity . . . . . 12,000 Btu/h
SEER . . . . . 14.0 Btu/h/W
EER . . . . . 6.8 Btu/h/W
Total Input . . . . . 5,030 W

*** Rating Conditions per AHRI Standard**
Cooling | Indoor: 80º F (27º C) DB / 67º F (19º C) WB
Cooling | Outdoor: 95º F (35º C) DB / 75º F (24º C) WB

Electrical Requirements
Power Supply . . . . . 208 / 230V, 1-Phase, 60 Hz
Recommended Fuse/Breaker Size. . . . . 30 A

Voltage
Indoor - Outdoor S1-S2 . . . . . AC 208 / 230V
Indoor - Outdoor S2-S3 . . . . . DC ±24V

OPERATING CONDITIONS

		Indoor Intake Air Temp.	Outdoor Intake Air Temp.
Cooling	Maximum	95º F (35º C) DB 71º F (22º C) WB	115º F (46º C) DB
	Minimum	67º F (19º C) DB 57º F (14º C) WB	0º F** (-18º C) DB

** With optional wind baffle accessory installed. If not installed, the minimum temperature will be 23º F (-5º C) DB.

Indoor Unit
MCA . . . . . 1 A
Blower Motor (ECM) . . . . . 0.57 F.L.A.
Blower Motor Output. . . . . 56 W
Airflow (Lo - Mid - Hi) . . . . . 705 - 810 - 920 Dry CFM
635 - 730 - 830 Wet CFM
Air Filter . . . . . Polypropylene Honeycomb
Sound Pressure Level (Lo - Mid - Hi). . . . . 43 - 46 - 49 dB(A)
SHF 0.70
Moisture Removal. . . . . 9.2 pt./h

DIMENSIONS	UNIT INCHES / MM
W	46-1/16 / 1,170
D	11-5/8 / 295
H	14-3/8 / 365

Weight. . . . . 46 lbs. / 21 kg
External Finish . . . . . Munsell No. 1.0Y 9.2 / 0.2
Field Drainpipe Size O.D. . . . . 5/8" / 16 mm

Outdoor Unit
Compressor . . . . . DC Inverter-driven Twin Rotary
MCA . . . . . 25 A
MOCP. . . . . 40 A
Fan Motor (ECM) . . . . . 0.75 F.L.A.
Sound Pressure Level
Cooling . . . . . 48 dB(A)

DIMENSIONS	INCHES / MM
W	37-3/8 / 950
D	13 + 1-3/16 / 330 + 30
H	37-1/8 / 943

Weight . . . . . 163 lbs. / 74 kg
External Finish . . . . . Munsell No. 3Y 7.8 / 1.1
Refrigerant Type. R410A
Refrigerant Pipe Size O.D.
Gas Side . . . . . 5/8" / 15.88 mm
Liquid Side. . . . . 3/8" / 9.52 mm
Max. Refrigerant Pipe Length. . . . . 165' / 50 m
Max. Refrigerant Pipe Height Difference . . . . . 100' / 30 m
Connection Method . . . . . Flared

Notes:

Specifications are subject to change without notice.
© 2014 Mitsubishi Electric US, Inc.

DIMENSIONS: PKA-A36KA4

Unit: inch (mm)

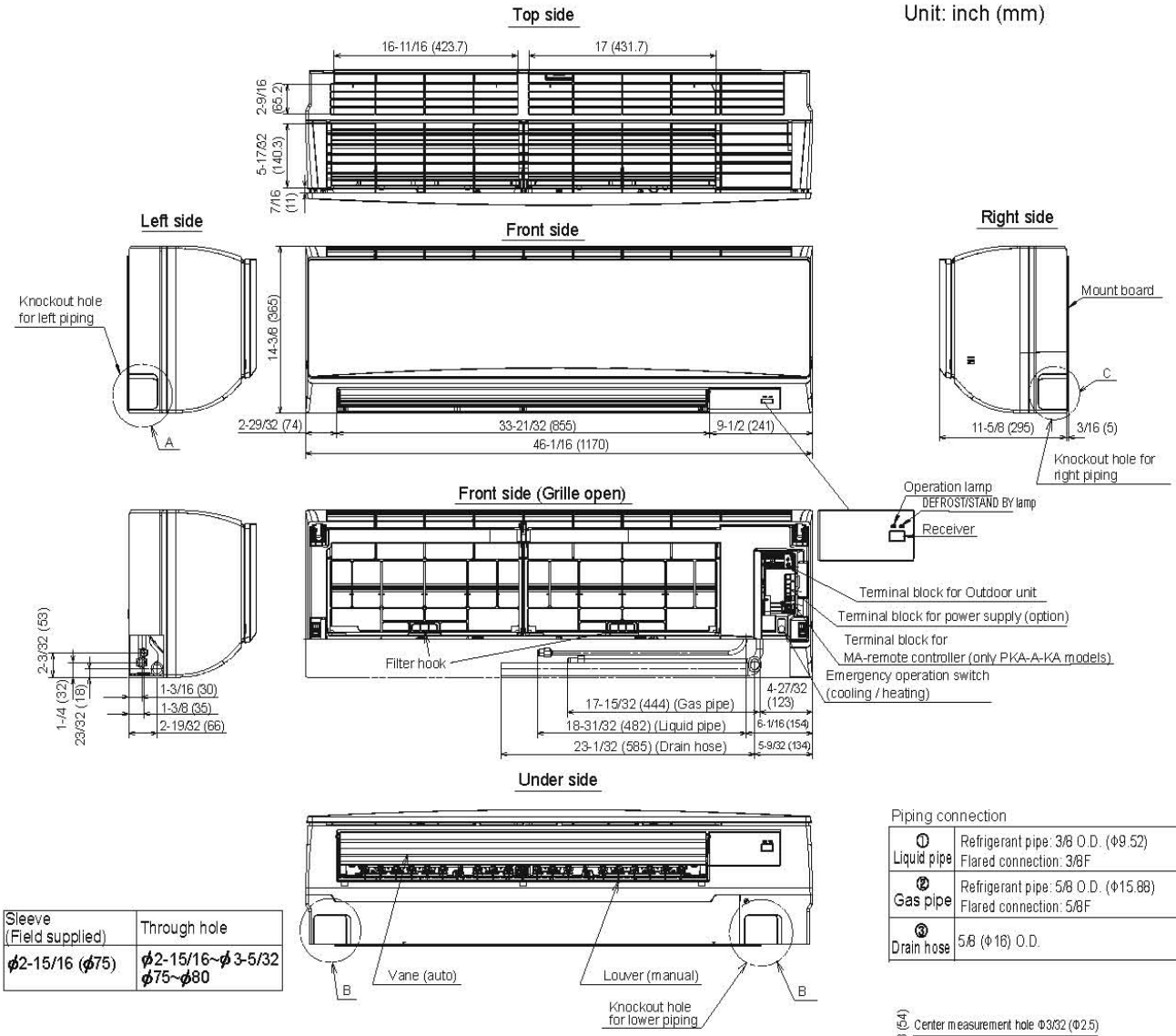

Sleeve (Field supplied)	Through hole
ϕ2-15/16 (ϕ75)	ϕ2-15/16~ϕ3-5/32 ϕ75~ϕ80

Piping connection

① Liquid pipe	Refrigerant pipe: 3/8 O.D. (Φ9.52) Flared connection: 3/8F
② Gas pipe	Refrigerant pipe: 5/8 O.D. (Φ15.88) Flared connection: 5/8F
③ Drain hose	5/8 (Φ16) O.D.

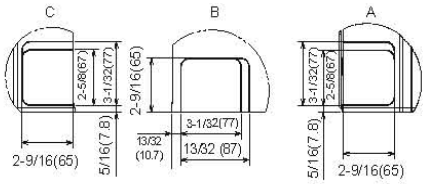

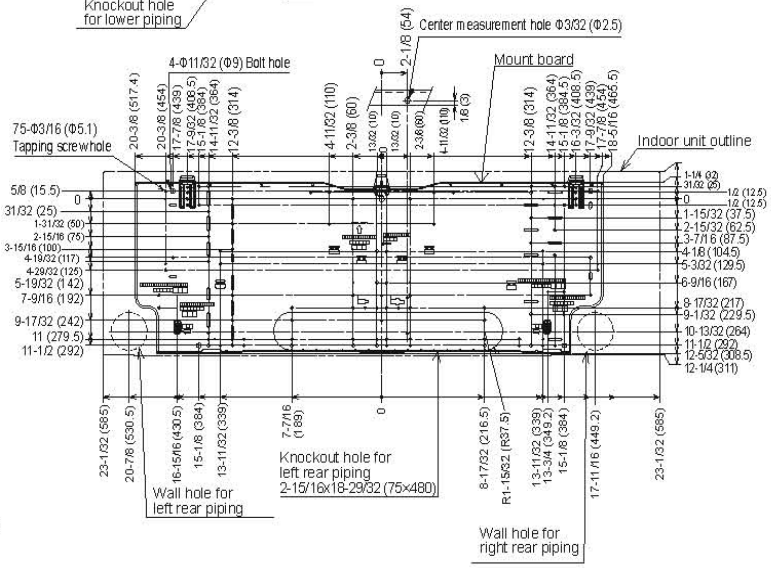

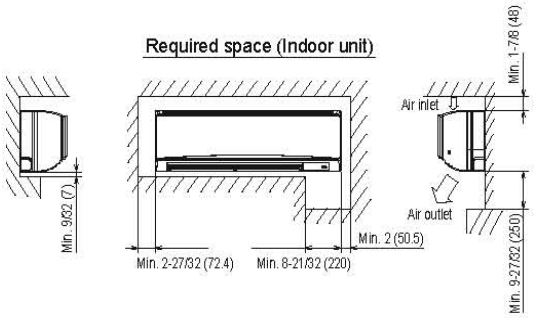

Specifications are subject to change without notice.

© 2014 Mitsubishi Electric US, Inc.

DIMENSIONS: PUY-A36NHA4 (-BS)

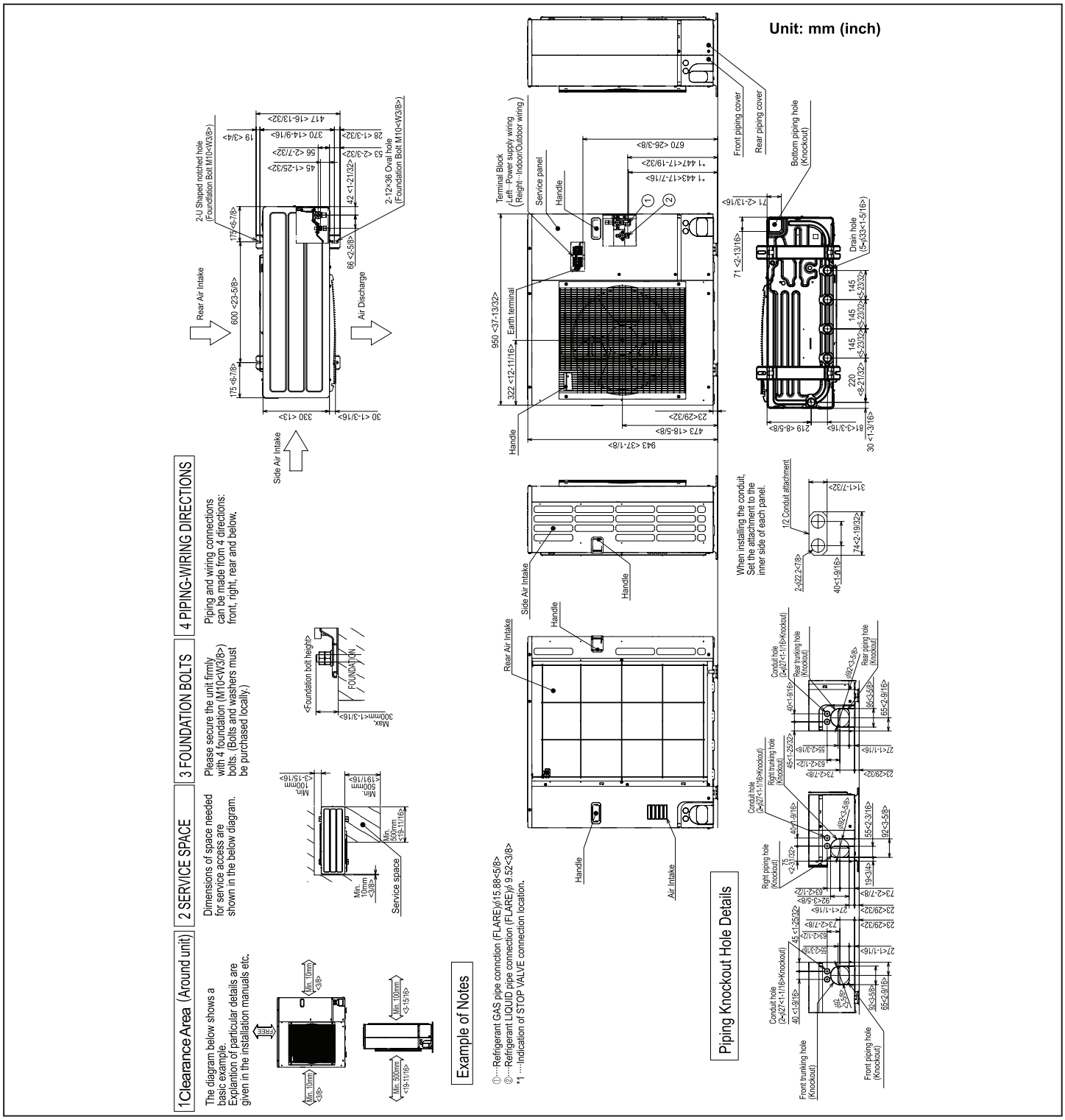



1340 Satellite Boulevard
Suwanee, GA 30024
Toll Free: 800-433-4822
www.mehvac.com

FORM# PKA-A36KA4 - PUY-A36NHA4 (-BS) - 201405
Specifications are subject to change without notice.
© 2014 Mitsubishi Electric US, Inc.