



Weekly Detection Rates (%)

9% Region Co-Detection Rate*

High Activity (>3%)

	One Week	Three Months	One Week: Three Months:
Human Rhinovirus/Enterovirus	11.6	15.4	
SARS-CoV-2	4.7	3.1	

Medium Activity (1%-3%)

	One Week	Three Months	One Week: Three Months:
Parainfluenza Virus 3	1.3	4.4	
Adenovirus	1.3	1.4	
Human Metapneumovirus	1.2	3.2	
Parainfluenza Virus 2	1.2	0.6	







Low Activity (<1%)

	One Week	Three Months	One Week: Three Months:
Parainfluenza Virus 1	0.6	0.7	
<i>Mycoplasma pneumoniae</i>	0.5	0.3	
Parainfluenza Virus 4	0.4	0.3	
Respiratory Syncytial Virus	0.2	0.4	
Coronavirus NL63	0.2	0.1	
Coronavirus 229E	0.1	0.3	
Influenza A H1-2009	0.1	0.2	
Influenza A H3	0.1	0.1	
<i>Bordetella pertussis</i>	0.1	0.0	



Weekly Detection Rates (%)

9% Region Co-Detection Rate*

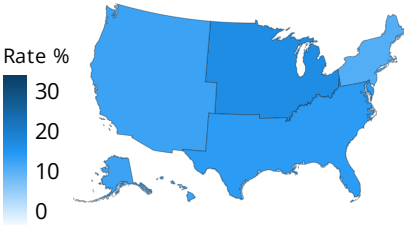
Low Activity (<1%)	One Week	Three Months	One Week:  Three Months: 
Influenza B	0.0	0.2	
Chlamydia pneumoniae	0.0	0.1	
Coronavirus HKU1	0.0	0.1	
Coronavirus OC43	0.0	0.1	
Bordetella parapertussis	0.0	0.0	
Influenza A (no subtype)	0.0	0.0	
Influenza A H1	0.0	0.0	



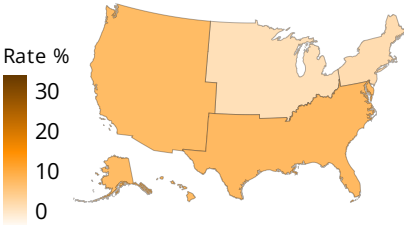
Weekly Detection Rates (%)

High Activity (>3%)

Human Rhinovirus/Enterovirus



SARS-CoV-2

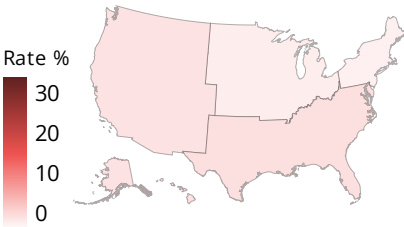




Weekly Detection Rates (%)

Medium Activity (1%-3%)

Adenovirus



Parainfluenza Virus 3



Parainfluenza Virus 2



Human Metapneumovirus

