

-  - plays a video
-  - opens a web page

Sketchpad Tips

Sketchpad Tips give you a quick overview of Sketchpad's tools and menu commands. Click the categories below to open the lists and immediately view the comic strips or short online videos.

- ▶ **Tools**
- ▶ **Custom Tools**
- ▶ **File**
- ▶ **Edit**
- ▶ **Display**
- ▶ **Construct**
- ▶ **Transform**
- ▶ **Measure**
- ▼ **Number**

▼ Creating a Parameter

- Create a new number (parameter) using **Number | New Parameter**

▼ Changing Parameters

- Change the value of a number (parameter)
- Animate a parameter using **Display | Animate Parameter**

▼ Using the Calculator

- Calculate an expression using **Number | Calculate**
- Edit a calculation by double-clicking with the **Arrow** tool
- Click a value in the sketch to enter it into the Calculator
- Enter a value or function into the Calculator

▼ Understanding Precision

- Understand the precision of a measurement

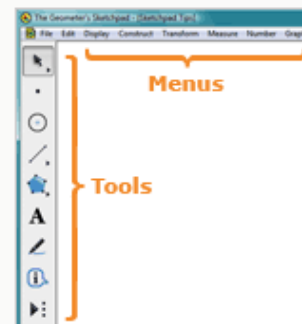
▼ Working with Tables

- Create a table using **Number | Tabulate**
- Add a row to a table by double-clicking with the **Arrow** tool
- Remove a row from a table using **Number | Remove Table Data**
- Plot data points using **Graph | Plot Table Data**


▼ Creating and Editing Functions

- Create a function using **Number | New Function**


Sketchpad Tips are organized by tool or menu.

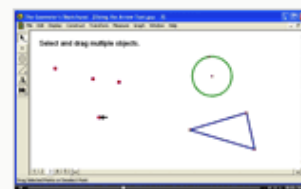


Each Sketchpad Tip comes in two forms, a one-page comic strip and an online video.

-  Click this icon to view the comic strip.



-  Click this icon to watch the online video.



- Edit a function by double-clicking with the **Arrow** tool

▶ Graph

NOTE: If you are using Internet Explorer and there is a security warning bar across the top of this window, click it and choose **Allow Blocked Content**. If you are unable to download the .zip file, right-click the download link and choose **Save Target As** to save to your computer.