



McGraw-Hill

ONboard™

FOR ADVANCED PLACEMENT*



Quick Start Guide

*Advanced Placement Program and AP are registered trademarks of the College Board, which was not involved in the production of, and does not endorse, these products.



Check Your System Requirements

Connect is available entirely online and works best when you are using Firefox or Chrome as your web browser.

Go to <http://connect.mheducation.com> /[connect/troubleshoot.do](http://connect.troubleshoot.do) to automatically check if your computer and web browser are compatible with Connect.

Your computer is fully compatible.
You can use this site without any changes.

critical components

component	compatible?	your computer
Browser	✓ Yes	Firefox 35
Cookies	✓ Yes	Cookies accepted
Javascript	✓ Yes	Enabled

less critical components

component	compatible?	your computer
Flash	✓ Yes	Installed (Version 15.0.0)
Java	✓ Yes	Installed (Version 1.8.0.25)
Operating System	✓ Yes	Windows 7
Pop-up Blocker	✓ Yes	Pop-up windows allowed
Screen Resolution	✓ Yes	1429 x 1143 pixels

make any changes?
Changes may require you to restart your browser. [troubleshoot again](#)

system requirements

operating systems

- > Windows XP HE 2002 SP2, MS XP Pro 2002, MS Vista Home Premium edition, Windows 7, Windows 8
- > Mac OS X Snow Leopard 10.6, Mac OS Lion 10.7, Mac OS Mountain Lion 10.8, Mac OS Mavericks 10.9

browsers

- > Firefox 25+
- > Internet Explorer 9, 10, 11
- > Google Chrome 31+
- > Safari 5.x, 6.x, 7.x (Mac)

plug-ins

- > Flash 11+
- > Java SE6, SE7
- > Quicktime 7.7+

***Please Note: math, chemistry and engineering assignments require Chrome 31+, Firefox 25+, Safari 6+ and IE10 due to advanced formatting needs.**

Log In

Direct your browser to connect.mheducation.com

Enter your Connect username and password.

Then click **Sign In**.

Get Connected. Get Results.

Higher Pass Rates

With connect 83.7%

Without connect 72.9%

McGraw-Hill Connect is a digital teaching and learning environment that saves students and instructors time while improving performance over a variety of critical outcomes.

[SEE FOR YOURSELF](#)

Sign In [Help](#)

Email Address:


Password:

[SIGN IN](#)

[Forgot Password?](#)
McGraw-Hill Campus users, [click here](#)

Study Smarter, Not Harder, and improve your grades.

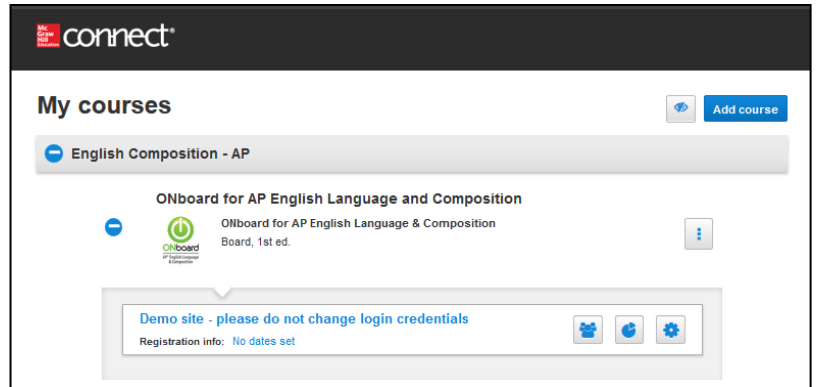
[GET THE LEARNSMART ADVANTAGE TODAY >>](#)



Accessing ONboard


When you log into Connect, you will see the My Courses page. The **My Courses** page lists all of the courses to which you have access. Each class created within a Course is called a **Section**.

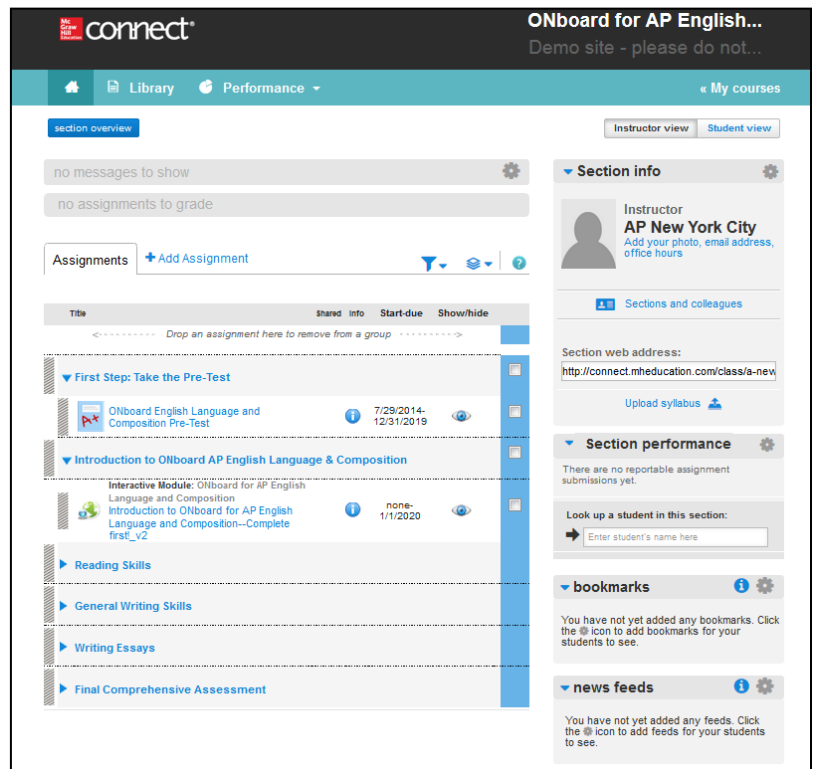
To access ONboard, click on the blue **section name** beneath the green ONboard icon.



Section Overview

When you open a section of ONboard you will see the section landing page. From this page you can:

- View the **Assignments** that have been created for this Section.
- Click on **+Add Assignment** to create new assignments for this section.
- Click on **Library** to access the resources available for ONboard.
- Click on **Performance** to access the different types of reports you can generate when students have submitted assignments.
- Click on **Student View** to preview what your students in this section will see.
- View and edit **Section Information**, including the student roster and instructor information.
- Click on **My Courses** to go back to the My Courses Landing Page.
- Click on the **House Icon**  to return to the Section Overview Page from within any page in Connect.



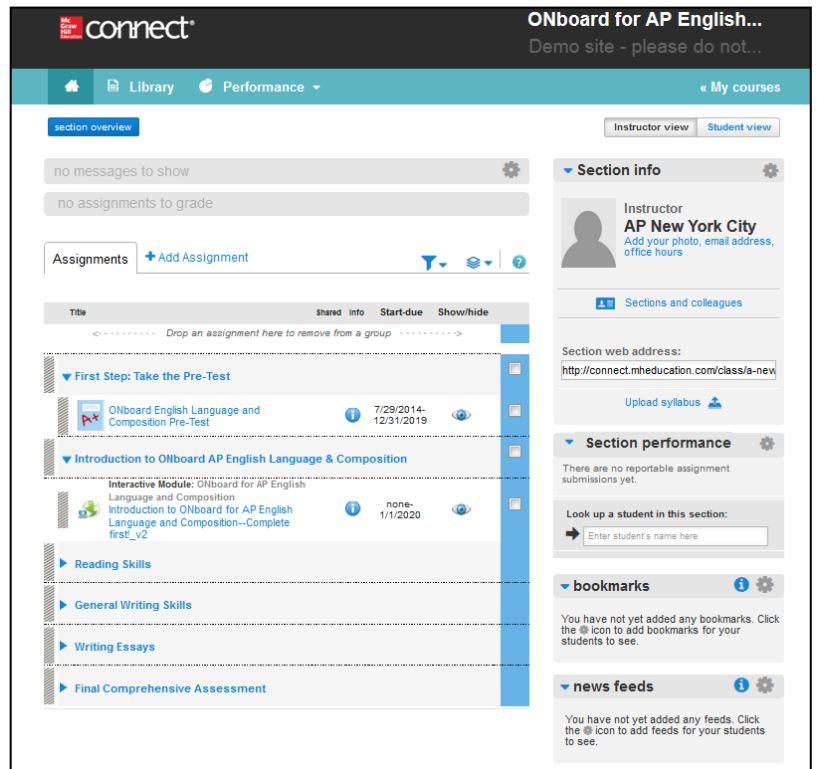
TIP Previewing assignments is easiest if you switch to student view.

Assignments in the Master Class

When ONboard is purchased, teachers receive a "Master Class." The Master Class is pre-loaded with all of ONboard's available assignments, arranged in the most effective order.

The assignments in the Master Class are:

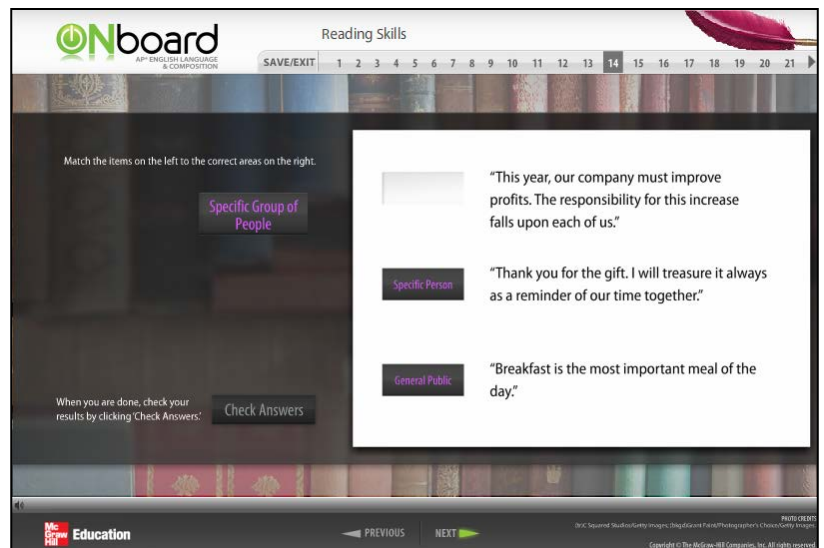
- A **Pre-Test** helps set a base score for the skills students will learn and improve while using ONboard.
- The **interactive modules** (consisting of groups of submodules) teach the skills and background knowledge that students will need to succeed in their AP courses.
- A **Final Comprehensive Assessment** exam allows students to see how far they've progressed in the skills and knowledge needed for the course. It may also point to areas in which they may need further study.



Interactive Modules

Each ONboard interactive submodule focuses on one specific skill or area of content knowledge. Each submodule contains a variety of self-check assessments including multiple choice questions, drag and drop, and short answer.

Each submodule ends with a short quiz. Students can repeat the quiz and the score is for student use only. It will not be reported to the teacher.



Assessments

Students take both the pre-test and the final comprehensive assessment online.

After students submit their assessments, they will receive immediate, detailed feedback on their answers.

The screenshot shows the 'connect' logo in the top left, 'ONboard for AP English Language and Composition; Demo site - please do not change login credentials' in the top center, and 'AP New' in the top right. Below the header, it says 'ONboard English Language and Composition Pre-Test' with links for 'instructions' and 'help'. A navigation bar includes 'prev', 'Question #1 (of 101)', 'next', 'save & exit', and 'submit assignment' buttons. The main content area displays a question: '1. Identify which rhetorical mode the author of the following passage is using.' The passage is a quote from Cicero's 'De Officiis'. Below the passage are five radio button options: Analysis, Argumentation, Process Analysis, Narration, and Causal Analysis. A 'report a content issue' link is at the bottom left.

Performance

Click on **Performance** to access the different types of reports that can be generated once enrolled students have completed assignments.

The page is titled 'report types' and features an owl icon. A banner says 'Find out all you can do with Connect Reports.' with a 'view our success tips' button. The page lists several report types with descriptions:

- Assignment results**: See assignment scores listed by student and color-coded into high, medium, and low score ranges, and customize results.
- Student performance**: See an individual student's scores, status of assignments, and time spent on each assignment.
- Assignment statistics**: See this section's highest, lowest, and average scores on each assignment attempt, or compare multiple sections' scores.
- Item analysis**: See this section's average score on each question within a single question bank assignment, or compare multiple sections' scores.
- Category analysis**: See category results for a single question bank assignment, or compare multiple assignments' results. Categories are determined by criteria, such as learning objectives, that are tagged to questions within the assignment(s) you select.
- At-risk report**: Assess which students are at risk of falling behind and take action to remediate.