

## [A Head]Appendix A: Placement Test

The Placement Test provides for three outcomes:

- The student lacks the necessary skills to place in *CMC Level C*.
- The student places at Lesson 1 of *CMC Level C*.
- The student places at Lesson 16 of *CMC Level C*.

The test has two sections: 1 and 2.

Students who have not gone through *CMC Level B* should take Section 1. Results of this section will determine whether each student has the necessary skills to place at Lesson 1.

Students who have gone through *CMC Level B* should take Section 2. Results of this section will determine whether a student places at Lesson 1 or Lesson 16 of Level C.

If possible, present the Placement Test on the first day of instruction. Pass out a test to each student. Present the wording in the test Administration Directions script.

**Note:** What you say is shown in blue type. When observing students, make sure that they are working on the correct part of the test. Be careful not to prompt them in a way that would let them know the answer to an item.

Reproducible copies of the test appear on pages 00-00 of this guide.

## [B Head]Connecting Math Concepts–Level C

### *PLACEMENT TEST, Section 1*

#### [C head] Administration Directions

a. (Hand out Placement Test, Section 1.)

- Write your name on the top line.

(Check student responses.)

b. Touch Part 1. ✓

[Insert: mini of placement Section 1, part 1]

Part 1

a.  $6 - 1 = \underline{\quad}$

d.  $10 + 1 = \underline{\quad}$

b.  $5 - 1 = \underline{\quad}$

e.  $7 - 2 = \underline{\quad}$

c.  $2 + 6 = \underline{\quad}$

f.  $9 + 0 = \underline{\quad}$

You'll read each problem.

- Touch A. ✓  
Read the problem. (Signal.)  $6 - 1$ .
  - Touch B. ✓  
Read the problem. (Signal.)  $5 - 1$ .
  - Touch C. ✓  
Read the problem. (Signal.)  $2 + 6$ .
  - Touch D. ✓  
Read the problem. (Signal.)  $10 + 1$ .
  - Touch E. ✓  
Read the problem. (Signal.)  $7 - 2$ .
  - Touch F. ✓  
Read the problem. (Signal.)  $9 + 0$ .
- c. Write answers to all the problems in Part 1.  
If you don't know an answer, do not look at anybody else's paper. Pencils down when you're finished.
- (Observe students but do not give feedback.)
- d. Touch Part 2. ✓

[Insert: mini of placement Section 1, part 2]

Part 2

a. \_\_\_\_\_ b. \_\_\_\_\_ c. \_\_\_\_\_ d. \_\_\_\_\_ e. \_\_\_\_\_

I'll say numbers. You'll write them.

- Touch A. ✓  
52. What number? (Signal.) 52.

Write it. ✓

- Touch B. ✓

71. What number? (Signal.) 71.

Write it. ✓

- Touch C. ✓

12. What number? (Signal.) 12.

Write it. ✓

- Touch D. ✓

17. What number? (Signal.) 17.

Write it. ✓

- Touch E. ✓

80. What number? (Signal.) 80.

Write it. ✓

- e. Touch Part 3. ✓

[Insert: mini of placement Section 1, part 3]

Part 3

a. 42 43 44                →

b. 67 68 69                →

c. 8 9 10                →

You'll write a number in each blank.

The numbers you'll write are the numbers  
you say when you count.

- Touch A. ✓

The numbers that are shown are 42, 43, 44.

Write the next two numbers that come after  
44.

(Observe students.)

- Touch B. ✓

The numbers that are shown are 67, 68, 69.

Write the next two numbers.

(Observe students.)

- Touch C. ✓

The numbers that are shown are 8, 9, 10.

Write the next two numbers.

(Observe students.)

- f. (Collect and score Placement Test, Section  
1.)

### —Scoring the Test—

Students who make zero to 3 errors should  
take Section 2 of the Placement Test.

Students who make more than 3 errors lack  
the entry-level skills for this level of the  
program.

## [B Head]Connecting Math Concepts–Level C

### PLACEMENT TEST, Section 2

#### [C head] Administration Directions

a. (Hand out Placement Test, Section 2.)

- Write your name on the top line.

(Check student responses.)

b. Touch Part 1. ✓

[Insert: mini of placement test Section 2, part 1]

Part 1

	hundreds	tens	ones
a.			
b.			
c.			
d.			

You're going to write numbers. Some are ones numbers, some are tens numbers, and some are hundreds numbers.

- Touch A. ✓

5 hundred 13. What number? (Signal.) 513.

Write it. ✓

- Touch B. ✓

7. What number? (Signal.) 7.

Write it. ✓

- Touch C. ✓

30. What number? (Signal.) 30.

Write it. ✓

- Touch D. ✓

6 hundred 5. What number? (Signal.) 605.

Write it. ✓

- c. Touch Part 2. ✓

[Insert: mini of placement test Section 2, part 2]

Part 2	
a. $6 + 1 = \underline{\quad}$	c. $9 - 1 = \underline{\quad}$
$6 + 2 = \underline{\quad}$	$9 - 2 = \underline{\quad}$
b. $3 + 1 = \underline{\quad}$	d. $7 - 1 = \underline{\quad}$
$3 + 2 = \underline{\quad}$	$7 - 2 = \underline{\quad}$

Some problems plus 1 and plus 2. Some problems minus 1 and minus 2.

- Read each problem to yourself and write the answer. ✓

- d. Touch Part 3. ✓

[Insert: mini of placement test Section 2, part 3]

Part 3 Write the missing numbers.

a.  $\underline{10}$   $\underline{9}$   $\underline{\quad}$   $\underline{\quad}$   $\underline{\quad}$   $\underline{\quad}$   $\underline{4}$   $\underline{\quad}$   $\underline{\quad}$   $\underline{\quad}$

b.  $\underline{20}$   $\underline{\quad}$   $\underline{18}$   $\underline{\quad}$   $\underline{\quad}$   $\underline{\quad}$   $\underline{\quad}$   $\underline{13}$   $\underline{\quad}$   $\underline{\quad}$

- Fill in the missing numbers. ✓

e. Touch part 4. ✓

[Insert: mini of placement test Section 2, part 4]

Part 4 Write 4 facts for each family.

a.  $4 \xrightarrow{2} 6$

\_\_\_\_\_  
\_\_\_\_\_  
\_\_\_\_\_  
\_\_\_\_\_

b.  $6 \xrightarrow{3} 9$

\_\_\_\_\_  
\_\_\_\_\_  
\_\_\_\_\_  
\_\_\_\_\_

• Write four facts for each family. ✓

f. Touch Part 5. ✓

[Insert: mini of placement test Section 2, part 5]

Part 5

a.  $\begin{array}{r} 4 \\ + 1 \\ \hline \end{array}$

b.  $\begin{array}{r} 7 \\ - 7 \\ \hline \end{array}$

c.  $\begin{array}{r} 6 \\ - 1 \\ \hline \end{array}$

d.  $\begin{array}{r} 8 \\ + 0 \\ \hline \end{array}$

e.  $\begin{array}{r} 10 \\ + 2 \\ \hline \end{array}$

f.  $\begin{array}{r} 6 \\ - 0 \\ \hline \end{array}$

g.  $\begin{array}{r} 9 \\ + 1 \\ \hline \end{array}$

h.  $\begin{array}{r} 3 \\ + 2 \\ \hline \end{array}$

j.  $\begin{array}{r} 8 \\ - 1 \\ \hline \end{array}$

k.  $\begin{array}{r} 5 \\ - 5 \\ \hline \end{array}$

• Read each problem to yourself and write the answer. ✓

g. Touch Part 6. ✓

[Insert: mini of placement test Section 2, part 6]

Part 6

a. 342

hundreds digit \_\_\_\_\_

ones digit \_\_\_\_\_

b. 50

tens digit \_\_\_\_\_

ones digit \_\_\_\_\_

c. 417

hundreds digit \_\_\_\_\_

tens digit \_\_\_\_\_

• Touch the number for A. ✓

You'll write the hundreds digit and the ones digit.

Listen again: Hundreds digit and ones digit.

Write them. ✓

- Touch the number for B. ✓

You'll write the tens digit and the ones digit.

Listen again: Tens digit and ones digit.

Write them. ✓

- Touch the number for C. ✓

You'll write the hundreds digit and the tens digit.

Listen again: Hundreds digit and tens digit.

Write them. ✓

- h. Touch Part 7. ✓

[Insert: mini of placement test Section 2, part 7]

Part 7

$$\begin{array}{r} \text{a. } 32 \\ +12 \\ \hline \end{array}$$

$$\begin{array}{r} \text{b. } 47 \\ +30 \\ \hline \end{array}$$

$$\begin{array}{r} \text{c. } 54 \\ +21 \\ \hline \end{array}$$

- Work each problem. ✓

(Collect and score Placement Test, Section 2.)

### —Scoring the Test—

(Students who make zero to 10 errors begin instruction at Lesson 11. Students who make more than 10 errors begin instruction at Lesson 1.)



[Comp: insert Reproducible Placement Test, Section 1]

errors

CMC Level C Placement Test Part A

Name \_\_\_\_\_

Part 1

a.  $6 - 1 = \underline{\quad}$       d.  $10 + 1 = \underline{\quad}$

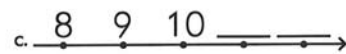
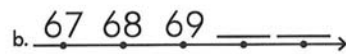

b.  $5 - 1 = \underline{\quad}$       e.  $7 - 2 = \underline{\quad}$

c.  $2 + 6 = \underline{\quad}$       f.  $9 + 0 = \underline{\quad}$

Part 2

a. \_\_\_\_\_    b. \_\_\_\_\_    c. \_\_\_\_\_    d. \_\_\_\_\_    e. \_\_\_\_\_

Part 3



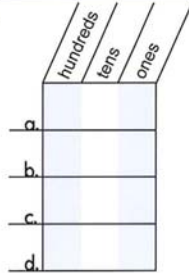
[Comp: insert Reproducible Placement Test, Section 2, parts 1-4]

errors

CMC Level C Placement Test Part B

Name \_\_\_\_\_

Part 1



Part 2

a. $6 + 1 = \underline{\quad}$	c. $9 - 1 = \underline{\quad}$
$6 + 2 = \underline{\quad}$	$9 - 2 = \underline{\quad}$
b. $3 + 1 = \underline{\quad}$	d. $7 - 1 = \underline{\quad}$
$3 + 2 = \underline{\quad}$	$7 - 2 = \underline{\quad}$

Part 3 Write the missing numbers.

a.  $10 \quad 9 \quad \underline{\quad} \quad \underline{\quad} \quad \underline{\quad} \quad \underline{\quad} \quad 4 \quad \underline{\quad} \quad \underline{\quad}$

b.  $20 \quad \underline{\quad} \quad 18 \quad \underline{\quad} \quad \underline{\quad} \quad \underline{\quad} \quad \underline{\quad} \quad 13 \quad \underline{\quad} \quad \underline{\quad}$

Part 4 Write 4 facts for each family.

a.  $4 \quad 2 \rightarrow 6$

b.  $6 \quad 3 \rightarrow 9$

\_\_\_\_\_

\_\_\_\_\_

\_\_\_\_\_

\_\_\_\_\_

\_\_\_\_\_

\_\_\_\_\_

\_\_\_\_\_

\_\_\_\_\_

[Comp: insert Reproducible Placement Test, Section 2, parts 5-7]

CMC Level C Placement Test Part B cont.

Part 5

a.  $\begin{array}{r} 4 \\ +1 \\ \hline \end{array}$       b.  $\begin{array}{r} 7 \\ -7 \\ \hline \end{array}$       c.  $\begin{array}{r} 6 \\ -1 \\ \hline \end{array}$       d.  $\begin{array}{r} 8 \\ +0 \\ \hline \end{array}$       e.  $\begin{array}{r} 10 \\ +2 \\ \hline \end{array}$

f.  $\begin{array}{r} 6 \\ -0 \\ \hline \end{array}$       g.  $\begin{array}{r} 9 \\ +1 \\ \hline \end{array}$       h.  $\begin{array}{r} 3 \\ +2 \\ \hline \end{array}$       j.  $\begin{array}{r} 8 \\ -1 \\ \hline \end{array}$       k.  $\begin{array}{r} 5 \\ -5 \\ \hline \end{array}$

Part 6

a. 342      b. 50      c. 417  
hundreds digit \_\_\_\_\_      tens digit \_\_\_\_\_      hundreds digit \_\_\_\_\_  
ones digit \_\_\_\_\_      ones digit \_\_\_\_\_      tens digit \_\_\_\_\_

Part 7

a.  $\begin{array}{r} 32 \\ +12 \\ \hline \end{array}$       b.  $\begin{array}{r} 47 \\ +30 \\ \hline \end{array}$       c.  $\begin{array}{r} 54 \\ +21 \\ \hline \end{array}$

[Comp: insert Reproducible Placement Test, Answer Key 4-up]

## CMC Level C Placement Test Answer Key, Section 1

*Answer key*

(Varies) errors  
CMC Level C Placement Test Part A Name \_\_\_\_\_

**Part 1**

a.  $6-1=5$  d.  $10+1=11$   
b.  $5-1=4$  e.  $7-2=5$   
c.  $2+6=8$  f.  $9+0=9$

**Part 2**

a. 52 b. 71 c. 12 d. 17 e. 80

**Part 3**

a.  $\begin{array}{ccccccc} & & & & 4 & 5 & 4 & 6 \\ & & & & \leftarrow & \leftarrow & \leftarrow & \leftarrow \\ 4 & 2 & 4 & 3 & 4 & 4 & & \\ \hline & & & & & & & \end{array}$

b.  $\begin{array}{ccccccc} & & & & 7 & 0 & 7 & 1 \\ & & & & \leftarrow & \leftarrow & \leftarrow & \leftarrow \\ 6 & 7 & 6 & 8 & 6 & 9 & & \\ \hline & & & & & & & \end{array}$

c.  $\begin{array}{ccccccc} & & & & 1 & 1 & & 2 \\ & & & & \leftarrow & \leftarrow & & \leftarrow \\ 8 & & 9 & 10 & & & & \\ \hline & & & & & & & \end{array}$

Copyright © McGraw-Hill Education. Permission is granted to reproduce this page for classroom use.  
CMC 2 Revision 1R © Engelmann-Becker 2010\_1 V2 Page 1 of 3

## CMC Level C Placement Test Answer Key, Section 2

*Answer key*

(Varies) errors  
CMC Level C Placement Test Part B Name \_\_\_\_\_

**Part 1**

	hundreds	tens	ones
a.	5	1	3
b.		7	
c.	3	0	
d.	6	0	5

**Part 2**

a.  $6+1=7$  c.  $9-1=8$   
 $6+2=8$  e.  $9-2=7$   
b.  $3+1=4$  d.  $7-1=6$   
 $3+2=5$  f.  $7-2=5$

**Part 3** Write the missing numbers.

a. 10 9 8 7 6 5 4 3 2 1  
b. 20 19 18 17 16 15 14 13 12 11 10

**Part 4** Write 4 facts for each family.

a.  $\begin{array}{r} 4 \quad 2 \rightarrow 6 \\ 4+2=6 \\ 2+4=6 \\ 6-2=4 \\ 6-4=2 \end{array}$  b.  $\begin{array}{r} 6 \quad 3 \rightarrow 9 \\ 6+3=9 \\ 3+6=9 \\ 9-3=6 \\ 9-6=3 \end{array}$

Copyright © McGraw-Hill Education. Permission is granted to reproduce this page for classroom use.  
Math 2 Revision 1R © Engelmann-Becker 2010\_2 V2 Page 2 of 3

*Answer key*

CMC Level C Placement Test Part B cont.

**Part 5**

a.  $\begin{array}{r} 4 \\ +1 \\ \hline 5 \end{array}$  b.  $\begin{array}{r} 7 \\ -7 \\ \hline 0 \end{array}$  c.  $\begin{array}{r} 6 \\ -1 \\ \hline 5 \end{array}$  d.  $\begin{array}{r} 8 \\ +0 \\ \hline 8 \end{array}$  e.  $\begin{array}{r} 10 \\ +2 \\ \hline 12 \end{array}$

f.  $\begin{array}{r} 6 \\ -0 \\ \hline 6 \end{array}$  g.  $\begin{array}{r} 9 \\ +1 \\ \hline 10 \end{array}$  h.  $\begin{array}{r} 3 \\ +2 \\ \hline 5 \end{array}$  i.  $\begin{array}{r} 8 \\ -1 \\ \hline 7 \end{array}$  k.  $\begin{array}{r} 5 \\ -5 \\ \hline 0 \end{array}$

**Part 6**

a. 342 hundreds digit 3 tens digit 4 ones digit 2  
b. 50 hundreds digit 5 tens digit 0  
c. 417 hundreds digit 4 tens digit 1 ones digit 7

**Part 7**

a.  $\begin{array}{r} 32 \\ +12 \\ \hline 44 \end{array}$  b.  $\begin{array}{r} 47 \\ +30 \\ \hline 77 \end{array}$  c.  $\begin{array}{r} 54 \\ +21 \\ \hline 75 \end{array}$

Copyright © McGraw-Hill Education. Permission is granted to reproduce this page for classroom use.  
CMC 2 Revision 1R © Engelmann-Becker 2010\_3 V2 Page 3 of 3