

Accessing Instructor Resources

Connect Training Series

Instructors



Instructor Resources in Connect

Connect is McGraw-Hill's online assignment and assessment platform, but it is also where you can find all your instructor resources for your chosen textbook.

To get started, you'll need to visit connect.mheducation.com to sign in.

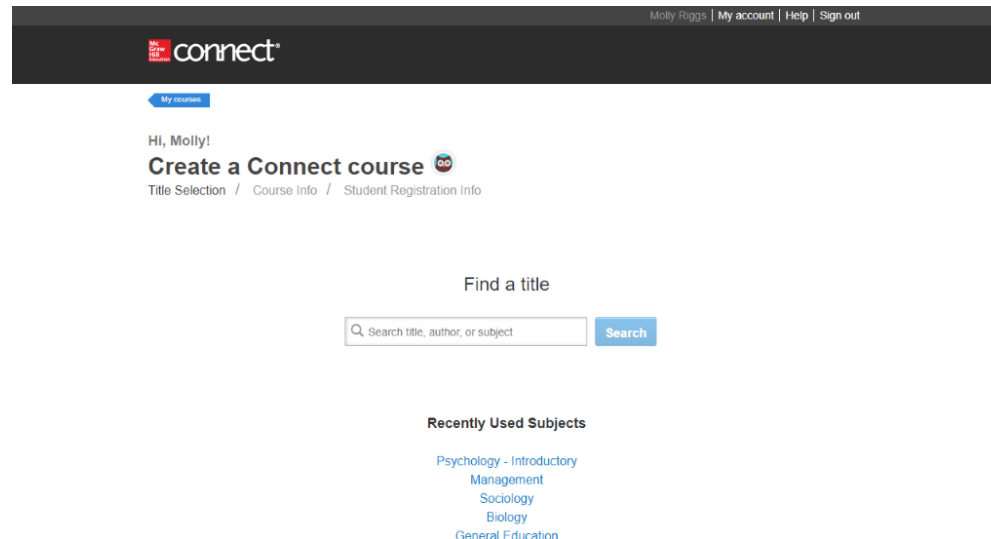
If you do not have an account please contact your local McGraw-Hill Learning Technology Representative. You can find their information on the Higher Ed support page at mhhe.com.



Accessing Your Textbook in Connect

To access your resources you will need to login-in to Connect do so by entering your school email address and password.

The first thing you'll need to do is find your title. Under “Find a Title,” you’ll search by title, author or subject.





Searching for Your Textbook

You may narrow down the options by using subject, author, or title filters, or you may scroll through the titles as result of your search. Click on the desired title.










Search title, author, or subject

14 results for 'Psychology - Introductory'

filter by subject filter by author filter by title

Please select the specific title and edition that you adopted to ensure students can register into your course. If you wish to switch titles now, please consult with your sales representative.

Psychology - Introductory

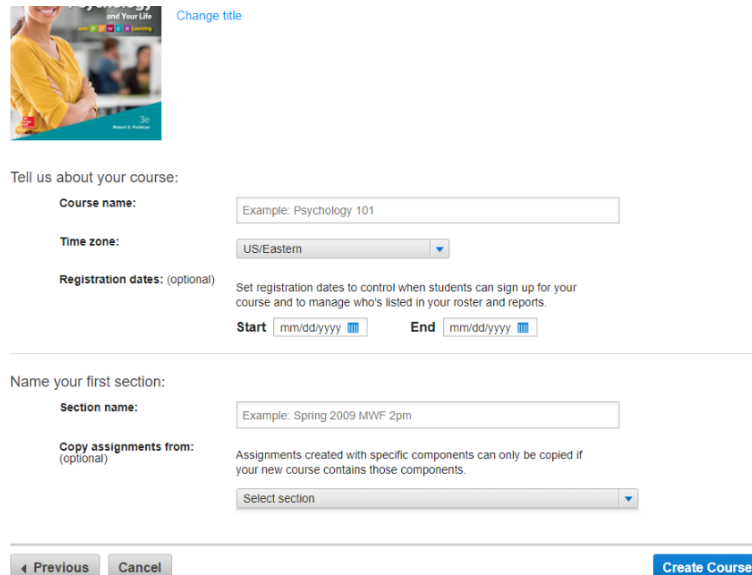
 ISBN: 1260397467	Psychology and Your Life with P.O.W.E.R. Learning FELDMAN Edition 4	 ISBN: 1259864324	Psychology and Your Life with P.O.W.E.R. Learning FELDMAN Edition 3	 ISBN: 1260307344	Fundamentals of Psychology: Perspectives and Connections Feist Edition 1
 ISBN: 1259870146	Psychology: Perspectives and Connections Feist Edition 4	 ISBN: 0077723550	Psychology: Perspectives and Connections Feist Edition 3	 ISBN: 1260194442	Essentials of Understanding Psychology Feldman Edition 13
 ISBN: 1260194442	Essentials of Understanding Psychology Feldman	 ISBN: 1260194442	Understanding Psychology Feldman Edition 14	 ISBN: 1260194442	Understanding Psychology Feldman Edition 13



Setting up a Course

Next you will set up the course shell that will allow you to access the digital resources associated with your chosen textbook.

Under “Tell us about your course,” fill in the information. In the lower right corner of the page, click Create Course.



The screenshot shows a web form for setting up a course. At the top left, there is a small image of a woman in a yellow shirt with the text "and Your Life" and "Research Edition" below it. To the right of the image is a "Change title" link. Below the image is the heading "Tell us about your course:". The form contains the following fields and options:

- Course name:** A text input field with the placeholder text "Example: Psychology 101".
- Time zone:** A dropdown menu currently showing "US/Eastern".
- Registration dates: (optional)** A section with a descriptive note: "Set registration dates to control when students can sign up for your course and to manage who's listed in your roster and reports." It includes two date pickers labeled "Start" and "End", both with the format "mm/dd/yyyy".
- Name your first section:** A section with the following fields:
 - Section name:** A text input field with the placeholder text "Example: Spring 2009 MWF 2pm".
 - Copy assignments from: (optional)** A dropdown menu with the text "Select section".

At the bottom of the form, there are three buttons: "Previous" (with a left arrow), "Cancel", and "Create Course" (in a blue box).



Connect Course Home Page

Your Connect course section home page has two additional tabs located at the top in the blue banner—Library and Performance.

view. under Performance.

connect PSYCHOLOGY - INTRODUCTORY **Psych 101**
Riggs MWF

Library Performance My courses

Instructor view Student view

no messages to show

no assignments to grade

Assignments + Add Assignment

You've created a new section! Now add your first assignment...

...or explore new features, see tips on getting started, and even share your own advice!

SUCCESS ACADEMY
Browse for expert advice, how-to guides, feature details and updates

SUCCESS TIPS
Get the most out of Connect with these tips, tricks and helpful hints

blog
Stay up to speed on the latest features and product news

COMMUNITY
Talk shop with other instructors in the Connect Community

Section info

Instructor **Molly Riggs**
Add your photo, email address, office hours

Sections and colleagues

eBook
Psychology and Your Life with P. O. W. E. R. Learning (SmartBook)
Robert Feldman, 3e

Feldman, Psychology and Your Life, 3e (eBook)

Section web address:
<http://connect.mheducation.com/class/m-rig>

Upload syllabus

my course resources



Library

The Library houses instructor resources and eBook. Your resources can include presentation slides, instructor solutions manual, the test bank, and media files and more.

The screenshot shows the McGraw-Hill Connect Library interface for a course titled "Psych 101" by Riggs MWF. The top navigation bar includes the user name "Molly Riggs", links for "My account", "Help", and "Sign out". The course title "Psych 101" and author "Riggs MWF" are displayed in the top right. The main navigation bar has "Library" and "Performance" tabs, with "Library" selected. Below the navigation bar, the "library" section is active, showing a sidebar with options: "ebook", "assignments", "media", "my files", "LearnSmart", "my lectures", and "instructor resources". The main content area is titled "Build a better course with these resources" and features an "eBook" section with two items: "Psychology and Your Life with P.O.W.E.R. Learning (SmartBook)" by Robert Feldman and "Feldman, Psychology and Your Life, 3e (eBook)". Below the eBook section, there are three action buttons: "bank" (create an assignment from our question banks), "media" (find media related to your course), and "lectures" (record and view your lectures). At the bottom, a link says "Want to see all the assignments that you've created in this course? View my assignments".

Support and Resources

TECH SUPPORT & FAQ:

CALL: (800) 331-5094

EMAIL & CHAT:

mhhe.com/support

MONDAY-THURSDAY: 24 hours

FRIDAY: 12 AM - 9 PM EST

SATURDAY: 10 AM - 8 PM EST

SUNDAY: 12 PM – 12 AM EST

FIND MORE SUPPORT:

supportateverystep.com

FIND MORE TIPS:

mheducation.com/highered/ideas