

ON-LINE GIVING

Kenova United Methodist Church's website

www.kenovaumc.com

For help or questions, call Sandra Budden (304-453-3650)

Step 1: Go to the website and click ONLINE GIVING

Click here

Click here

How to Guide

HOME NEWS FLASH **ONLINE GIVING** **HOW TO GUIDE: ONLINE GIVING** BULLETIN & NEWSLETTER CALENDAR MORE...



Kenova United Methodist Church

Worship Times

Sunday Mornings 8:30 & 11:00



Welcome: In the love of Christ we reach UP in worship and prayer, OVER in discipleship and care, and OUT in witness and service.

Step 2: Click on the Click Here to Give Online sentence.



Online Giving

Click Here to Give Online!




We now provide an additional way of giving to your church.


Just click on the prompt above to get started.

Right now we are accepting giving to our General Budget and to our Building Fund.

Call Sheila Mosley, church treasurer with any questions. (304) 453-1112 during office hours.

Step 3: Register for as a First Time New User Registration

 **Kenova United Methodist Church**

Login to Online Giving! Secure Login 

First Time?
» New User Registration

Quick Give
» No Login Required

Scheduled Giving
» Automatic Recurring Donations


My Account
» Personal Info & History


Existing users, please login below. If this is your first time donating online, please click the "First Time" link on your left.

User Email

Password [Forgot Password?](#)

Remember Me

[Login](#) 

 **Level 1 - Security Certified Provider**

Step 4: Complete the requested information (i.e. Name, address, phone number) and establish a password. Once completed, click submit.

Kenova United Methodist Church

First Time? Secure Login

First Time?
» New User Registration

Quick Give
» No Login Required

Scheduled Giving
» Automatic Recurring Donations

My Account
» Personal Info & History

Welcome to Online Giving

If this is your first time giving online, simply fill in your basic information below. Next time, you'll get to skip this step!

First Name:

Last Name:

Address Line 1:

Address Line 2:

City, State / Zip: , WV /

Phone Number:

Email Address:

Password:

Confirm Password:

Your email address will become your user name when you sign in. This email address will also receive confirmations.

Submit

Complete the information (Name, address, phone number) and establish a password.

Level 1 - Security Certified Provider

Step 5: Once the Submit button is clicked, then the user can “GIVE NOW” or use “SCHEDULED GIVING”.

The screenshot shows the E-ZEKIEL giving demo website interface. At the top left is a logo of a green flower with the text "E-ZEKIEL giving demo". Below the logo is a green navigation bar with "Welcome Demo User" on the left and "Log Out" with a lock icon on the right. On the left side, there is a vertical menu with three items: "Give Now" (with a sub-link "One Time Donations"), "Scheduled Giving" (with a sub-link "Automatic Recurring Donations"), and "My Account" (with a sub-link "My Info, Pledge & History"). The "Give Now" and "Scheduled Giving" items are circled in red. The main content area is titled "My Donation" and includes a "USE CHECK" button. Below this is a form with "Amount: \$0" and "To: General Church Budget" (with a dropdown arrow). A "+ Add Another Fund" link is below the "To" field. The form is divided into sections: "Additional Information" with an "Other Comments:" field; "Card Information" with fields for "Card Type" (set to "Debit Card"), "Card Number", "Card Expiration" (set to "1 / 2016"), and "Card Code"; and "Card Holder Information" with fields for "Name on Card" (set to "Demo User"), "Billing Address" (set to "1234 Main Street"), and "Zip Code" (set to "35244"). A "Submit" button is at the bottom of the form. A note at the bottom of the form reads: "Note to Demo Users: You will need to Update your Personal Details for an approved transaction. E-zekiel Giving fraud and error detection methods verify several key items for transaction approval." At the bottom right of the page is a PCI Level 1 - Security Certified Provider logo.

Give Now is when you, the user, controls when to make the donation. For example, on specific days of the month or when making donation in memory/honor of someone.

SCHEDULED GIVING is Automatic Recurring Donations.

Step 6: Complete the requested information. Amount? General Budget or Building Fund? Frequency? Credit / Debit Card information. In additional comments, put your envelope number or how much goes to the specific funds. Click submit and the transaction is complete.



E-ZEKIEL
giving demo

Demo User

Log Out

Give Now
> One Time Donations

Scheduled Giving
> Automatic Recurring Donations

My Account
> My Info, Pledge & History

My Scheduled Giving



Choose a Fund:

Additional Comments:

Frequency:

Amount:

Start Date:

Card Information

Card Type:

Card Number:

Card Expiration: / (month / year)

Card Holder Information

Name on Card:

Street Address:

Zip Code:

[Activate Schedule](#)



**Drop down box:
General Budget
Or Building Fund**

Add envelope number and how the money is split if one donation goes to more than one account.

Drop down box: Monthly (1st of month); Twice per Month (1st & 16th); Twice per Month (5th & 20th); Weekly (Every Sunday), Bi-weekly (Every other Sunday)

Card Type Options:

Debit Card
Check Card
Visa
MasterCard
Discover

You have completed your ONLINE GIVING.
Future logins require only your email and password.

Kenova United Methodist Church

Login to Online Giving! Secure Login

Existing users, please login below. If this is your first time donating online, please click the "First Time" link on your left.

User Email

Password [Forgot Password](#)

Remember Me

Login

pci Level 1 - Security Certified Provider

Use email and password after first time registration.

E-ZEKIEL giving demo

Demo User Log Out

Give Now > One Time Donations

Scheduled Giving > Automatic Recurring Donations

My Account > My Info, Pledge & History

My Account

Demo User
1234 Main Street
Suite 7
Birmingham, AL 35244
304-453-3650
[\[Edit my Information\]](#)

PRINT

My Pledge

[Make a Pledge >](#)

History for Demo User No History

Fund	Amount	Account Used	Date
We do not have any history on file for you.			

pci Level 1 - Security Certified Provider

Select "My Account" to edit your information, make a pledge, see your history of giving or print out the information.