



THINGS TO HELP YOU GET THERE

63. NAUTICAL SLIDE RULE ~
MAKES CHILD'S PLAY OUT OF TIME-SPEED-DISTANCE PROBLEMS. A REAL AID TO THE CRUISING POWER BOAT MAN.
~\$5.00~



64. WEEMS HAND BEARING COMPASS~
REQUEST OF MANY YACHTSMEN AND FISHERMEN. AN EASILY USED INSTRUMENT DESIGNED FOR DETERMINING POSITION BY SIGHTING KNOWN OBJECTS~\$37.50



65. RACE CIRCULAR AND CHART HOLDER~
MADE OF HEAVY CLEAR VINYL WITH BRASS SNAPS AND CORNER GROMMETS. KEEPS CHARTS AND CIRCULARS DRY AND HANDY.
20" x 14" ~\$2.50
36" x 26" ~\$5.00



66. STORM RACE PLOTTER~
USED ALONG WITH COMPASS IN ESTABLISHING STARTING LINE, FINDING THE WEATHER MARK, BEST COURSE TO MARK, RELATIVE BOAT POSITIONS, SPINNAKER POSSIBILITIES, ETC. A NEW MUST FOR THE RACING SKIPPER.~\$5.75




67. SUN COMPASS AND PELORUS~
THE SUN COMPASS IS A TWO-IN-ONE INSTRUMENT FOR DETERMINING BEARINGS, POSITION, COMPASS ERROR AND TRUE DIRECTION.
CARD IS 4 5/8" IN DIAMETER WITH ONE DEGREE MARKINGS CONSTRUCTED OF NON-CORROSIVE METAL PACKED IN A 5 1/4" x 5 1/2" x 1 3/8" PLASTIC CASE. COMBINATION INSTRUMENT~\$10.50
PELORUS ONLY, FOR DETERMINING BEARINGS AND POSITION.~\$7.50



68. CHART WEIGHT MAGNIFIER~

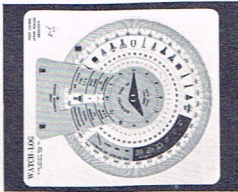


THIS CHUNKY PREFOCUSED MAGNIFIER IS 2 1/2" IN DIAMETER AND WEIGHS ALMOST 1/2 LB. THE BASE IS BLACK BAKELITE IMPERVIOUS TO WATER AND CORROSION. MAGNIFIES APPROXIMATELY TWO DIAMETERS. JUST AS USEFUL AT HOME AS AT SEA.~\$5.95



69. COURSE CORRECTOR~
SOLVES PROBLEMS OF TIDE SET QUICKLY AND ACCURATELY. GREAT FOR WORKING OUT DETAILS OF PREDICTED LOG RACING OR LARGE SAILBOAT RACING.~\$5.95

70. WATCH-LOG~
AN EASY TO USE DEVICE WHICH SERVES AS A CONSTANT REMINDER TO THE HELMSMAN OF SIX VITAL FACTORS OF DEAD RECKONING NAVIGATION. WILL HELP PREVENT ERRORS IN PILOTING WHICH ARE FREQUENTLY CAUSED BY INSUFFICIENT LIAISON BETWEEN THE NAVIGATOR AND HELMSMAN.~\$5.95



ALL HANDS COMPASSES
MODERN COMPASS ENGINEERING FOR TODAY'S BOAT. SUPERIOR FOUL WEATHER PERFORMANCE, EXCELLENT READABILITY AND LIGHTING. 5-DEGREE CARD ON ALL MODELS AND AVAILABLE IN 4-COLOR POLYCHROME AS INDICATED.




71. MINOT PILLAR BINNACLE~
USES THE STANDARD MINOT SHELF BINNACLE WITH 4" INTERNALLY GIMBALLED COMPASS. REMOVABLE FROM DECK FLANGE FOR STORAGE. COMES IN STANDARD OVERALL HEIGHT OF 22 1/2", WHICH MAY BE SHORTENED. MODEL #405 COMPLETE WITH STANDARD 6-DEGREE CARD.~\$149.00. MODEL #405C COMPLETE WITH POLYCHROME CARD.~\$159.00




72. MINOT STANDARD SHELF BINNACLE~
SAME AS ILLUSTRATED ON PILLAR ABOVE. MODEL #401 WITH CORR. & LIGHT.~\$67.50
MODEL #402 WITHOUT CORR. & LIGHT.~\$57.50
MODEL #401C WITH CORRECTOR, LIGHT AND POLYCHROME CARD.~\$77.50



73. MINOT FLUSH MODEL~
IDEAL FOR FLYING BRIDGES.
MODEL #403 WITH CORRECTOR AND LIGHT.~\$67.50
MODEL #404 WITHOUT CORR. AND LIGHT.~\$57.50
MODEL #403C WITH POLYCHROME CARD.~\$77.50



74. THE GURNET~
A 4" COMPASS IN THE POPULAR PRICE FIELD. IT MOUNTS AS SHOWN OR FLUSH. CORRECTOR SYSTEM AND LIGHT ARE BUILT IN.~\$39.95




75. NOBSKA~
A NEW VERSION OF THE OLD BOX COMPASS. THE BOX IS 5" x 5" x 5" OF TOUGH PLASTIC WITH A FLANGE FOR FLUSH MOUNTING. FULL INTERNAL GIMBALING. 45° EXTRA LUBBER LINE. AN IDEAL EXTRA OR DAY SAILER COMPASS.~\$35.00




DUNGENESS LIGHTHOUSE.

60. CHART MEASURER
HAS SIX SCALES USED ON STANDARD U.S.C. & G.S. CHARTS. IDEAL FOR WORKING IRREGULAR OR WINDING COURSES.
~\$2.50~



61. LOG BOOK~



100 PAGES - 10 1/2" x 8 1/4". IMITATION LEATHER, PEBBLE FINISH, BLUE WITH GOLD LETTERS AND BORDER. SECTION OF USEFUL NAVIGATIONAL DATA.~\$4.50

62. CHART CASE



MADE OF HEAVY GAUGE VINYL PLASTIC. WILL NOT MAR FINE SURFACES. RUST RESISTANT ZIPPER AT END. USE IT FOR CARRYING OR STORING CHARTS. 36" x 4" ~\$2.50