





# **KDM Recital Toolkit**

## **Your All-in-One Guide to the Big Show!**

**Welcome to your go-to guide for  
everything you need to know  
about our 2026 Kay's Dance  
Movement Recital!**

**This toolkit is packed with all the  
details to help you feel fully  
prepared and confident leading up  
to recital day.**





Please take the time to read through everything carefully. If you have questions — big or small — we encourage you to reach out before recital day.

On show day, our instructors will be focused on supporting our dancers and keeping things running smoothly, so getting your questions answered ahead of time is super helpful.

Thanks for being proactive and prepared!

Please text 918-238-8006 with  
any questions.



# RECITAL DETAILS

**DATE: Saturday, May 30th, 2026**

**LOCATION: TU Lorton Performance  
Arts Center at Tulsa University**

**550 S Gary Pl, Tulsa, OK 74104**

## **Showtimes:**

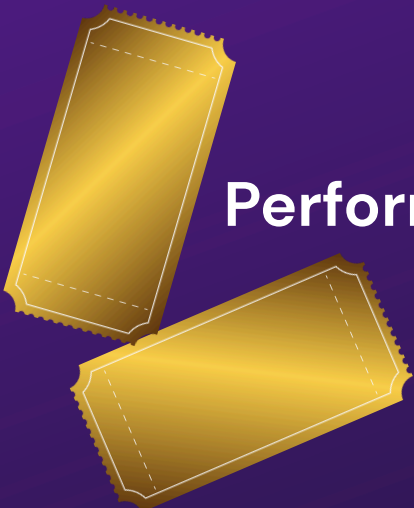
**Recital 1: 12:00 PM**

**Recital 2: 1:30 PM**

**Recital 3: 3:30 PM**

**Recital 4: 6:00pm**

**Performance Length: Each recital will run  
approximately 1 hour.**





# RECITAL PHOTOS!

Picture Week: May 16 – May 21<sup>st</sup>

at the KDM studio

ALL DANCERS are to arrive in costume, with shoes, hair & make-up ready for their class group photo.

- No regular classes during Picture Week
- Pre-order is required for individual photos.
- Individual photos include two personal photos and all class pictures for one dancer.
- Only digital images are available and will be sent directly to your email 2–3 weeks after recital.
- Specific picture times for each class are listed below.

Pre-order Individual Photos Now – \$45

[PICTURE TIMES](#)

[ORDER PHOTOS](#)



# RECITAL VIDEO

We have partnered with Dakiki to bring your dancers performance to you!

Order your HD-quality, professionally filmed video by Dakiki! Nationally acclaimed and trusted to capture thousands of dance events each year, Dakiki delivers crystal-clear memories you'll cherish forever. Only one purchase per family is needed — you'll receive every dance that your dancer is in! Purchase your digital dance recital video today!

**2026 Recital Video from Dakiki - \$45**



**KDM STORE**



# RECITAL TICKETS

Each dancer will receive a coupon code for two FREE tickets.



Your dancer does not need a ticket.



You will receive an email with your coupon code by May 15th to purchase.

\*Coupon code will only work one time per dancer.

Ticket prices per seat:

Main Floor \$15 – \$20 + service fee.



Tickets will be scanned before entry into auditorium.

# RECITAL GIFTS - MAKE THE MOMENT EVEN MORE MAGICAL!

We are thrilled to announce that every dancer participating in our upcoming recital will receive a **FREE** recital shirt! The recital fee included this shirt!

- Pre-Order Your Recital Gifts. Recital gifts will be ready and waiting for you at the recital!
- Pre-ordering is the only way to guarantee availability.
- All items will be ready for pickup at the recital and kept separate from dancer check-in to help keep the surprise.



**10" Recital Sloth – \$18**

Vibrant purple or teal sloth .



**Recital Flowers – \$18**

KaysFlix popcorn flower arrangement.



Limited supply available. These items sold out in just 30 minutes last year, please pre-order to ensure you receive what you want.



# ➔ **BACKSTAGE FEMALE VOLUNTEERS NEEDED – RECITAL 2026** ➔


We are looking for amazing female volunteers to help backstage during recital! As a thank you for your support, you'll receive: ✨ Front Row Seating to watch your dancer perform ✨ No Ticket Needed – Your volunteer spot is your backstage pass! ✨ Exclusive Backstage Access to help our stars shine Help make recital day magical – sign up to volunteer and experience recital in a whole new way!

We cannot host recital without backstage volunteers!

We need 2 parents per age group for Creative Movers, Tiny Dancers, Mini Classes, Youth Classes, 1 for Juniors and 1 for teens. Spots are limited – reserve yours today!



## **VOLUNTEER SIGN-UP**



## COSTUMES – SHOW-READY & SET TO SHINE



### ARRIVE IN COSTUME

All dancers should arrive dressed in their first performance costume.

If your dancer is in a Mini Class (such as Mini Ballet/Hip-Hop), be sure to check the Show Arrival Time to see which routine kicks off their performance.



### LABEL EVERYTHING

Every single item—costume pieces, tights, shoes—should have your dancer’s name or initials. A little label goes a long way in keeping everything accounted for.



**SHOW ARRIVAL TIME**



### ORGANIZE YOUR BAG

Please place all costume items—including shoes, detachable skirts/tutus, and accessories—inside a costume bag clearly labeled with your dancer’s name. This helps our amazing dressing room volunteers manage quick changes with ease and avoids the panic of missing pieces.



### UNDERGARMENTS

Only flesh-toned underwear or tights should be worn under costumes for a polished and professional look on stage.



**COSTUME DETAILS**

# ARRIVAL & CHECK-IN INFO

Check Your Show Arrival Time below.

Look for your dancers Class Name.



**Please do not arrive early** — our team needs time to fully set up before check-in begins.



Check-In Process:  
At your arrival time, **ONE** parent or guardian will accompany their dancer to the **CHECK-IN** Table in the lobby.



## SHOW ARRIVAL TIME

- For our youngest dancers, the adult will receive a wristband labeled with the dancer's dressing room letter. This band is required to go backstage and will be used for dancer pick-up at the end of the show.

Only the person wearing this wristband will be permitted backstage for pick-up.


Please note:

To ensure privacy and comfort for all dancers, men will not be allowed in the girls' dressing areas.

After Check-In

Once your dancer is checked in and settled backstage:

- Head back to the lobby to grab any pre-ordered Recital Gifts
- Then, make your way to the auditorium and get ready for an unforgettable show!

 Recitals will run approximately 1 hour.

# SHOES FOR RECITAL - THE SPOTLIGHT IS ON THE DETAILS!



## Label Everything

All dance shoes must be clearly marked with your child's initials. We recommend using a small piece of tape placed inside each shoe.



## Dressing Room Shoe Changes

Shoes should be put on after arrival, once your dancer is in their dressing room. This keeps our lobby and halls tidy—and our dancers show-ready!



## No Double-Knots, Please!

We know it's tempting—but please do not double-knot laces! It slows down our quick changes and makes shoe swaps tricky during the show.



## Mini Class Dancers

Double the Fun, Double the Shoes: All Mini classes will require two pairs of shoes. Please place both pairs in a gallon-sized Ziploc bag, clearly labeled with your dancer's full name.

Dressing room staff will be changing shoes backstage, and this keeps everything efficient, organized, and easy for our backstage team!



## SHOE DETAILS

# HAIR & MAKE-UP FOR RECITAL



## Hair Details

Click the Hair Details link below for style instructions for your dancer's class. Clean, performance-ready hair helps keep our look cohesive and polished!



## Make-Up Tips

Watch the short video below to see exactly how we'd like make-up applied for recital day. This helps enhance facial expressions under bright stage lighting—especially for those big stage moments!



## False Eyelashes

Totally optional. If your dancer is comfortable with them, great! If not, no worries—eyes will still sparkle with the basics.



## For Our Boys

No make-up needed! Just show up with performance-ready energy and a great smile.

Every detail helps bring our Recital production to life—thank you for helping your dancer look and feel their best on stage!



**HAIR DETAILS**



**MAKE-UP VIDEO**

# KDM RECITAL ETIQUETTE GUIDE

At Kay's Dance Movement, we believe in honoring the hard work and dedication our dancers have poured into the season. Please help us make recital night unforgettable by following these important guidelines.

## **Be Respectful of the Performance**

Once the show begins, remain seated during each routine. Entering or exiting during a dance can distract the performers and other audience members. Our dancers and teachers have worked for months—let's give them our full attention and support!

## **Food & Drinks**

There is absolutely no food or drink allowed in dressing rooms or the auditorium. Be sure your dancer eats before arriving—full bellies = happy dancers!

## **Recording the Memories**

You are welcome to take photos of your dancer's big moment—just please no flash photography. Bright flashes can disorient dancers and compromise their safety on stage.

## **Silence is Golden**

Please silence all phones and electronic devices before the performance begins. This helps keep the atmosphere focused and free from distractions.

## **Backstage Access**

Dressing rooms and restrooms will be available backstage. Volunteers and staff will be on hand to assist with costume changes and help everything run smoothly.

Thanks for helping us keep our recital a safe, respectful, and magical experience for all!



# RECITAL JITTERS

For many of our dancers, this is their very first time performing on a real stage—how exciting! But we also know that stepping into the spotlight can feel a little scary.

## Here's how you can help your dancer feel confident and calm:

- Cheer them on with positive encouragement. Your excitement and support make all the difference!
- Let them know that their teacher will be right there on stage, behind the curtain, ready to guide them through the whole dance.

Assure them it's okay to look at their teacher if they need a little reminder or reassurance



## To make things feel smooth and familiar:

- The curtain will stay closed for our younger dancers during their stage entrances. This allows them time to quietly line up and get ready without distractions.
- All dancers will have a chance to practice the finale on stage with the curtain closed before the show begins.

## For safety and smooth transitions:

- Parents are not allowed on stage at any time. Rest assured—we'll have plenty of trusted volunteers and staff helping every dancer get where they need to be!

# CHECK - OUT INFO

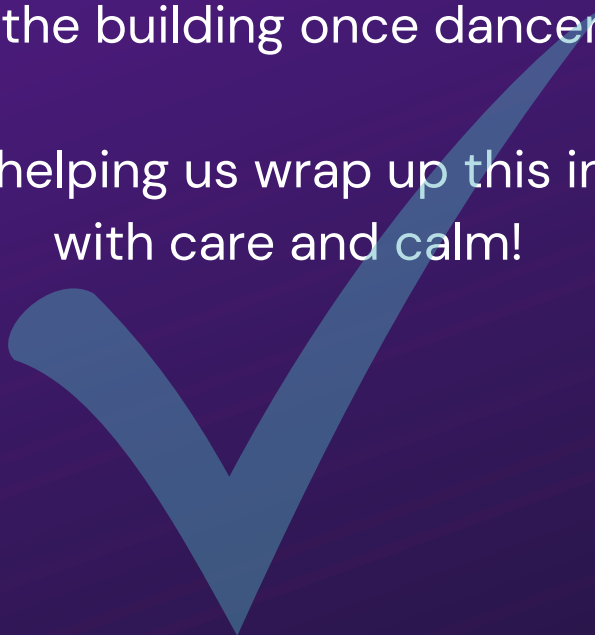
As our show comes to a close,  
it's time to reunite with your star!

✨ At the end of the performance, we'll call each Dressing Room Letter over the auditorium speakers. If you're a parent with a bracelet, that's your cue!

🎫 Head to the Check-In Table in the lobby. Our team will bring your dancer—along with all of their costumes and belongings—straight to you for check-out.

♥ For the safety of all performers, the auditorium and backstage areas will be cleared at the end of the show. All guests must exit the building once dancers are dismissed.

Thank you for helping us wrap up this incredible day  
with care and calm!



# Quick Recital Day FAQs

**Q: Does my dancer need a ticket?**

**A: No, dancers performing in the recital do not need a ticket — only audience members do.**

**Q: When will I get my dancer's recital photos?**

**A: Digital photos will be emailed to you 2–3 weeks after the recital. Make sure you pre-order if you haven't already!**

**Q: Can I take videos or pictures during the show?**


**A: Yes! Feel free to take photos — just no flash photography during performances. Video is NOT allowed with a professional videographer.**

**Q: What happens if my dancer gets nervous?**

**A: Their teacher will be right backstage, and it's okay for dancers to look to them for help. Lots of smiles and encouragement from you really help, too!**

**Q: How do I pick up my dancer after the show?**

**A: After the finale, we'll announce each Dressing Room Letter. Please head to the Check-In Table with your bracelet to meet your dancer.**





Recital Day is almost here—let the spotlight shine!

We're so grateful you're celebrating this unforgettable day with your dancer. Watching your child take the stage is truly a moment that sticks with them forever—and we're honored to be part of it.

To all our incredible parents—THANK YOU. Your support, your cheers, your car rides and costume runs. . .they make this magic possible.

We couldn't do it without you.  
We can't wait to see your dancer light up the stage. It's a day full of memories, movement, and so much heart.

With gratitude,

*Ms Kay & The KDM Staff*



Please text 918-238-8006 with  
any questions.

We hope you join us for some  
summer fun!!



**SUMMER FUN**