

SUZIE RYRIE SCHOOL OF DANCE

#idance
@SRSOD



SRSOD CONCERT HANDBOOK

KEY INFORMATION

Mid Year Concerts

Sunday 14th June

The Drum Theatre, Dandenong

12pm

3pm

6pm

Tickets available through The Drum website
on sale at 10am Monday 11th May

Dress Rehearsal on Stage

Saturday 13th June

The Drum Theatre Dandenong

(Ready Set Dance classes rehearsal on Sunday 14th before the show)

QUICK LINKS

[WHICH CLASSES ARE IN EACH CONCERT](#)

[DRESS REHEARSAL RUNNING ORDER](#)

TABLE OF CONTENTS

04

READY SET DANCE CLASSES

05

BEGINNERS, JUNIORS,

INTERMEDIATES AND

ADVANCED CLASSES

06

SENIOR SCHOOL CLASSES

07-08

BALLET CLASSES

09

BOYS UNIFORM

10

CONCERT HAIR

11-12

CONCERT MAKEUP

13

CONCERT CHECKLIST

14

ARRIVING AT THE THEATRE

15

BACKSTAGE IS A STUDENT

ONLY ZONE

UNIFORM - MID YEAR


DANCE UNDERWEAR
MUST BE WORN
SEE BELOW PICS!

READY SET DANCE CLASSES - UNIFORM AVAILABLE THROUGH SRSOD
AND SHOES AVAILABLE FROM ENERGETIKS

READY SET DANCE LEVEL 1 AND 2



Tutu
Dress



Tan
Tights



RSD
Socks



Tan Jazz
Shoes



Dance
Briefs


READY SET BALLET



Tutu
Dress



RSD
Tutu



Tan
Tights



Pink
Ballet
Shoes



RSD
Socks



Dance
Briefs

READY SET DANCE BOYS UNIFORM



Boys
Tee



Boys
Short



RSD
Socks



Black
Jazz
Shoes



Dance
Briefs

UNIFORM - MID YEAR

DANCE UNDERWEAR MUST BE WORN SEE BELOW PICS!

BEGINNERS, JUNIORS, INTERMEDIATES AND ADVANCED CLASSES - UNIFORM AVAILABLE THROUGH SRSOD OR ENERGETIKS


BEGINNERS, JUNIORS, INTERMEDIATES AND ADVANCED CLASSES - JAZZ, TAP AND MUSICAL THEATRE



Annabelle Leotard in Red CL11 AL11



Claudia Short in Black CT08 AT08



Tan Tights



Tan Jazz Shoes



Dance Bodysuit



Tan Tap Shoes



Dance Briefs

OR

CONTEMPORARY



Annabelle Leotard in Red CL11 AL11



Claudia Short in Black CT08 AT08



Tan Footless Tights



Dance Bodysuit



OR

Dance Briefs


HIP HOP - DANCE UNDERWEAR AS WELL



Annabelle Leotard in Red CL11 AL11



Claudia Short in Black CT08 AT08



Tan Tights



Any SRSD Tee



Black Socks



All Black Sneakers

UNIFORM - MID YEAR

DANCE UNDERWEAR MUST BE WORN SEE BELOW PICS!

PRE-SENIOR, SENIOR, ADVANCED SENIOR AND MASTERS - UNIFORM AVAILABLE THROUGH SRSOD OR ENERGETIKS

PRE-SENIOR, SENIOR, ADVANCED SENIOR AND MASTERS - JAZZ, TAP AND MUSICAL THEATRE

Tiffany Leotard in Black CL16 AL16

Claudia Short in Black CT08 AT08

Black Fishnets

Black Jazz Shoes

Black Sheer to Waist Panyhose

Black Tap Shoes

Dance Bodysuit

Dance Briefs and Bra

OR

CONTEMPORARY AND LYRICAL

Tiffany Leotard in Black CL16 AL16

Claudia Short in Black CT08 AT08

Tan Footless Tights

Dance Bodysuit

Dance Briefs and Bra

OR

HIP HOP - DANCE UNDERWEAR AS WELL

Tiffany Leotard in Black CL16 AL16

Any Black Track Pants

Any SRSOD Tee

Black Socks

All Black Sneakers

UNIFORM - MID YEAR

DANCE UNDERWEAR
MUST BE WORN
SEE BELOW PICS!

BALLET CLASSES - UNIFORM AVAILABLE THROUGH SRSOD OR
ENERGETIKS

BEGINNER AND JUNIOR OPEN BALLET



Annabelle
Leotard in
Red
CL11
AL11



Melody
Skirt in Red
CS01
AS01



Theatrical
Pink Ballet
Tights



Pink
Leather
Ballet
Shoes



Dance
Bodysuit



Dance
Briefs

OR

PRIMARY, GRADE 1 AND GRADE 2 BALLET EXTENSION



Annabelle
Leotard in
Jacaranda
CL11
AL11



MelodySkirt
in Jacaranda
CS01
AS01



Theatrical
Pink Ballet
Tights



Revelation
Ballet Shoes
with Ribbons
Attached



Dance
Bodysuit



Dance
Briefs

OR


GRADE 3 AND 4 BALLET EXTENSION



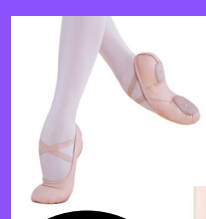
Annabelle
Leotard in
Deep Purple
CL11
AL11



Melody
Skirt in Deep
Purple
CS01
AS01




Theatrical
Pink Ballet
Tights



Revelation
Ballet Shoes
with Ribbons
Attached



Dance
Bodysuit



Dance
Briefs

OR

UNIFORM - MID YEAR

DANCE UNDERWEAR MUST BE WORN SEE BELOW PICS!


GRADE 5, 6 AND SUB EL BALLET EXTENSION - WEAR EXAM LEOTARD OF THE THREE STYLES: 03,04 OR LOW BACK



Comdance Leotard in 04 Style - Available through SRSOD



Melody Skirt in Black CS01 AS01



Theatrical Pink Ballet Tights



Dance Bodysuit




OR



Dance Briefs and Bra

MAJOR BALLET EXTENSION AND POINTE



Comdance Leotard in 03 Style - Available through SRSOD



Melody Skirt in Black CS01 AS01



Theatrical Pink Ballet Tights



Dance Bodysuit



OR



Dance Briefs and Bra



Revelation Ballet Shoes with Ribbons Attached



Pointe Shoes with Ribbons

UNIFORM - MID YEAR

DANCE UNDERWEAR
MUST BE WORN
SEE BELOW PICS!

BOYS UNIFORM - AVAILABLE THROUGH SRSOD OR ENERGETIKS

BEGINNERS, JUNIORS, INTERMEDIATES, ADVANCED, PRE-SENIOR,
SENIOR, MASTERS



Joshua Tee
in Black
CC21
AC21



Vance or
Matthew
Short in
Black
CAS25
AAS25




Older
Boys
wear
Long
Pants



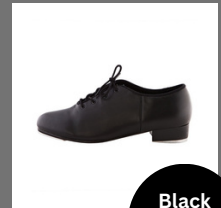
Black
Socks



Dance
Briefs



Black
Jazz
Shoes



Black
Tap
Shoes

CONTEMPORARY AND LYRICAL



Caleb Tank
in Black
CC20
AC20



Vance or
Matthew
Short in
Black
CAS25
AAS25



Dance
Briefs

HIP HOP - DANCE UNDERWEAR AS WELL



Any
Black
Track
Pants



Any
SRSOD
Tee



Black
Socks



All Black
Sneakers

CONCERT HAIR

We've Got You!


GIRLS HAIR - FOR EVERYTHING BUT BALLET EXTENSION AND POINTE

STRAIGHT PONYTAIL IN LINE WITH TOP OF EARS, PARTED AT THE FRONT AND SLICKED BACK WITH SAME COLOUR HAIR TIE

We sell hair ties, bun nets and bun pins at the Studio!



Parted in the middle at the front



Ponytail in line with top of ears



Slicked back with same colour hair tie



Ready to Perform!



You need Gel or Gel Spray, Hair Spray, Hair Ties and a Brush or Comb

all you NEED

BALLET EXTENSION AND POINTE PACK BUN NETS AND BUN PINS TO PUT HAIR INTO BUN



Ballet Extension and Pointe put hair in Bun

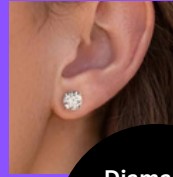
THE BOYS

Boys slick into style with product - super easy!



CONCERT MAKE UP

GIRLS - ALL FEMALE STUDENTS WEAR THE SAME COLOUR LIPSTICK AVAILABLE THROUGH US!



Diamanté earrings or stick ons to be worn

We've Got You!

WE SELL ALL MAKE UP REQUIREMENTS AT THE STUDIO!

GRWM

START HERE



Start with a freshly moisturised face



Use a foundation slightly darker than skin shade



Apply all over face including under chin



Finish with a face powder to avoid shine



Darken and define brows



Use brown eyeshadow palette



And get some cute brushes



Apply light brown below brow and dark on lids



Mascara and Eyeliner time!



Some pretty pink Blusher on the cheeks



Looking Good!



Time for the SRSOD Lipstick



Ready to go Junior School!



Finish Here for Ready Set Dance Beginners Juniors Intermediates



Time to add Lashes!




Younger go smaller



Older student more dramatic



Stick them on, you can do it!



Ready to Dance!

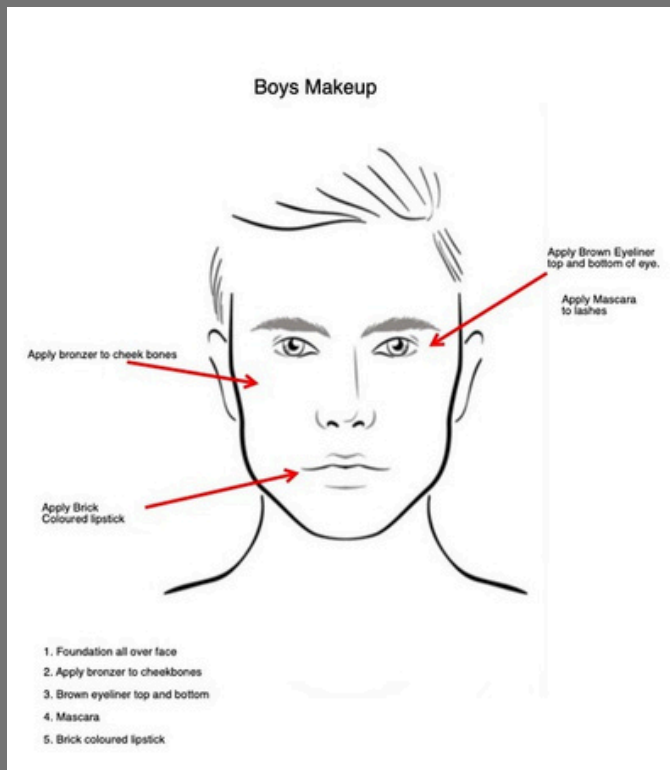
DONE



CONCERT MAKE UP

BOYS - BOYS WEAR STAGE MAKEUP TOO! IT'S
IMPORTANT TO WEAR MAKEUP UNDER STAGE
LIGHTS

WE SELL ALL
MAKE UP
REQUIREMENTS
AT THE STUDIO!



THE BOYS

- BASE MAKEUP, STICK IS RECOMMENDED
- BRONZER ON CHEEKS
- NEUTRAL "BRICK" COLOURED LIPSTICK
- MASCARA CAN BE WORN
- BROWN OR BLACK EYELINER CAN BE APPLIED
- USE AS MUCH OR AS LITTLE AS IS COMFORTABLE





SUZIE
RYRIE
SCHOOL OF DANCE

CONCERT CHECKLIST

How to prepare?



Have hair and makeup complete before arriving at the Drum.
Find hair and makeup requirements in the concert handbook.
[CLICK HERE FOR OUR CONCERT HANDBOOK!](#)



Arrive to Drum Theatre in warm attire: Zip up jacket and non fluffy trackpants. (We dont want your tights becoming fluffy!)
We sell SRSOD zip jackets at the studio which are perfect for arriving to the concert!

IMPORTANT



Students should arrive with their dance underwear/body suits already underneath their uniform and dance jacket so they are comfortable getting changed independently backstage, for classes with changes. Skin coloured undergarments are worn so underwear is not visible on stage.

What to pack?



You need a clear plastic tub which your child can manage independently. We have found that the use of a tub to store concert items has made managing student's belongings more efficient and results in fewer lost items!. Ensure you name their box on the lid AND tub so we can easily identify each student's belongings.

Ensure you have packed what your child will be wearing on stage, including their dance shoes!
Most importantly, ensure you have a **SPARE PAIR OF TIGHTS!!!**
Refer to the concert handbook for costume requirements.
[CLICK HERE FOR OUR CONCERT HANDBOOK!](#)
Reminder that Ready Set Dance students do not need their Tap shoes for Mid Year Concerts

Spare hair products so we can maintain your child's hair to look **FABULOUS** on stage!!!

Senior student's should pack **ROLL ON** deodrant to apply backstage



Ensure you pack spare makeup for your child to have touch ups if need be.

IMPORTANT!

Most importantly, ensure your child has their red lipstick in a zip lock bag with their name clearly written, so we can easily identify and touch up when needed.

Ensure you pack a lunchbox with snacks for your child incase they get hungry backstage. Please avoid packing messy, greasy, or strongly pigmented snacks that could transfer onto your childs costumes and no nut products!

Don't forget to pack a water bottle with a leak-proof lid so your child can stay hydrated after dancing.

During concerts, our dancers will perform their routine and will then wait for the Finale to be presented on stage with the whole school.

Between their routine and Finale, we suggest you pack a small blanket to sit on, along with a colouring book with pencils/crayons to keep them entertained. It is always so much fun to spend time colouring with friends backstage!!!

Please do not bring Textas or markers that can be transferred onto dancewear.

Don't forget



Don't forget to **NAME EVERYTHING!** and Make sure your child knows where everything is in their tub.



BACKSTAGE TUB
STUDENT TUB THAT THEY CAN CARRY
NAME EVERYTHING INCLUDING THE TUB!

"Here's an example of what my tub looks like!"



Don't forget to bring your smiles!

We always practice our smiles before we go on stage!



SEE YOU THERE!

ARRIVING AT THE THEATRE

STAGE DOOR

Arrival at the theatre is via the Stage door at the rear of the building and this is your collection point too. Arrival time for Dress Rehearsal is listed on the schedule. Arrival time for Concerts is 45 minutes prior to start time.



You can wait here to be let into the theatre at the allocated time!



You will be greeted by one of our staff as they let you in and check your name off!



Have everything you need in your concert tub! Make sure it's all named. Wear comfy clothes to and from the theatre



Your concert tub must be named clearly **on top** and on **the side**. There are stairs backstage so our staff will help with getting tubs down to the change area. Tub should be able to be carried by your child - not too big!



BACKSTAGE IS A STUDENT ZONE!

DRESS REHEARSAL

Rehearsal at the theatre is just like performance day but without an audience. Students wear everything they will wear on performance day including correct hair and make up, and perform their routines on stage as we set the lighting cues and problem solve any exits and entrances. This rehearsal is photographed by a professional photographer.



INDEPENDENT DANCERS

Students change themselves as much as possible backstage so it is important that they know exactly what is in their tub and where it is. We have helpers on hand but students are encouraged to try to change their shoes, tights etc themselves first so it is a great idea to have them practise doing this at home before they arrive at the theatre.

Students with multiple routines:

The Concert running orders and Dress Rehearsal schedule are all uploaded to Studio Pro and on our website www.suzieryrie.com.au and it's a great idea to print them off in advance and get your kids to highlight all of their dances so they are equipped with the knowledge of quick changes.

Students who have quick changes can get a quick change basket from the Big Room downstairs and put their changes into that to bring upstairs to the stage area.

They should get one basket per quick change and put everything they need for each dance into each basket.

It is super important to make sure you name the insides of your shoes, tights and any uniform items that belong to you so that we can return them to you if they get misplaced backstage.

NAME:

Everything that belongs to YOU
