



JCPA Summer Workshops

THE OFFICIAL NEWSLETTER OF
THE BEST SUMMER EVER
SUMMER 2025

Contents

What to Bring - page 1

Sunscreen - page 1

Drop-Off + Pick-Up - page 2

Showtime! - page 3

Tuition - page 4

Studio Rules - page 5

Dress Code - page 6

JaDuke Cafe - page 7

Medican Form - page 8

WHAT TO BRING TO WORKSHOPS!

- Lunch (or money for JaDuke Cafe)
- Snacks (2 of them)
- Water bottle!
- Sneakers
- A backpack to hold it all



SUNSCREEN

We will be going outside during workshops. We ask that students arrive with one layer of sunscreen on.

If students or parents require more sunscreen, we ask that they be packed and labeled in their backpacks.

DROP-OFF AND PICK-UP

Students will arrive at the JaDuke Theater lobby between 8:15-8:30. Please park in a parking spot and do not drop off in the fire-lane.

They will be greeted by a JCPA instructor and will say goodbye to guardians and others who dropped off in the lobby.

Students will enter the theater and start the day.

At pick-up, guardians and others who pick up will wait in the Theater lobby. Students will be released at 3:30 to the lobby.

Who ever is picking up will need to sign out their student with a JCPA instructor who will be located on the right side of the cafe.

JaDuke Scoops will be open at pick-up!



IT'S SHOWTIME!

**The end of the week performance will
be on Fridays at 3 pm.
(Does not apply to Madagascar Jr.)**

**Where:
JaDuke Theater.
If you can't make it, we will send a link
of the performance after the show.**

**Costumes:
The day before the performance
(Thursday), students will receive a JCPA
Summer Workshop T-Shirt.*
They will come to JaDuke on Friday with
this shirt and appropriate bottoms that
fit our dress code.**

**Hair & Make-Up:
Hair should be put up and out of
students' faces.
If students choose to wear make-up for
the performance, it should be applied
before arriving at the workshop.**

***If they are registered for multiple workshops,
students will wear the same shirt they received
from their first workshop.**

TUITION FOR WORKSHOPS

Tuition has been charged to the parent portal and must be paid fully before the start of each workshop week.

This can be paid on the parent portal or in person on the arrival of the first day or the workshop.

We DO NOT run auto-pay during the Summer Workshops.

If you want to pay for one workshop at a time but are charged for many:

- **Go to Dance Studio Pro Portal.**
- **Click Make Payment.**
- **Hit “Other” option.**
- **Insert amount you would like to pay.**

STUDIO RULES

- **Students should not bring any electronics to the workshop. Phones will be asked to be put in bags and not used including during lunch.**
- **Students should be respectful to peers, teachers, and others. We will communicate with the appropriate parties through email or phone if this becomes an issue.**
- **Parents and guardians are not allowed into the theater and should wait in the Cafe as this is the designated waiting area while students attend the workshop.**
- **JaDuke is a non-smoking educational property. Therefore, please do not smoke on the property.**

DRESS CODE

For JaDuke classes, students should wear form-fitting clothing that is comfortable to move and sweat in. Whatever our students wear, we want them to feel confident and ready to dance.

Attire For Class:

- Leggings
- T-Shirts
- Tank Tops
- Shorts and Tights
- Leotard
- Sweatpants
- Form Fitting Joggers

Attire That's NOT Appropriate:

- Sports bras as a shirt
- Crop tops
- Shirts that show their belly when arms are lifted
- Super baggy sweatshirts
- Pants that cover your feet
- Short shorts



JADUKE CAFE

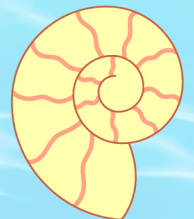
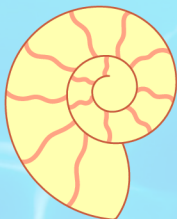

SIP • SNACK • CONNECT

Monday - Friday open 8am-8pm

Students may bring money to purchase breakfast, snacks, lunch, teas, or shakes!

**The prices and options can be found on
Jadukecafe.com**

***Ice cream will NOT be allowed to be ordered during the workshops but will be available afterwards with guardian approval.**



**If you have any questions, email
jadukecenterperformingarts@gmail.com**



MEDICAL FORM

If your student requires medicine to be taken at the workshop, please fill out this medical form and either email it to JaDukeCenterPerformingArts@gmail.com or bring it in with the medication on the first day of the workshop.

Commonwealth of Massachusetts
Department of Early Education and Care
MEDICATION CONSENT FORM 606 CMR 7.11(2)(b)

Name of child: _____

Name of medication: _____

Please ☒ one of the following: Prescription: _____ Oral/Non-Prescription: _____

Unanticipated Non-Prescription for mild symptoms _____

Topical Non-Prescription (**applied to open wound/ broken skin**) _____

My child has previously taken this medication _____

My child has **not** previously taken this medication, but this is an emergency medication and I give permission for staff to give this medication to my child in accordance with his/her individual health care plan _____

Dosage: _____

Date(s) medication to be given: _____

Times medication to be given: _____

Reasons for medication: _____

Possible side effects: _____

Directions for storage: _____

Name and phone number of the prescribing health care practitioner:

Child's Health Care Practitioner Signature _____ **Date** _____

I, _____, (parent or guardian) gives permission
(print name)

to authorize educator(s) to administer medication to my child as indicated above.

Parent/Guardian Signature _____ **Date** _____
For topical, non-prescription **NOT** applied to open wound / broken skin (**parent signature only**)