


drumeo

Improving Your Feel On The Drums


By: Carter Mclean

1)



Drum notation for exercise 1, consisting of five groups of eighth notes on a single staff. Each group contains four eighth notes. Above the first and third groups, there is an accent (>) over the first note. Below the staff, the following sequence of letters is written: R L L R L L R L L R L L R L L.

2)




Drum notation for exercise 2, consisting of three staves. Each staff has a bass line with quarter notes and a snare line with eighth notes. The eighth notes are grouped into triplets, indicated by a '3' above each group. The first two staves have a '3' above each triplet. The third staff has a '3' above each triplet and a bracket under the first two triplets with a '3' below it, and another bracket under the last two triplets with a '3' below it.

3)



Drum notation for exercise 3, consisting of a single staff with eighth notes. The notes are grouped into seven groups of four eighth notes. Below the staff, the following sequence of letters is written: R R L L R R L L R R L L R R L L R R L L R R L L.

4)



Drum notation for exercise 4, consisting of a single staff with eighth notes. The notes are grouped into four groups of four eighth notes. The first and third groups have a bracket above them. The second and fourth groups have a bracket below them.