



INE | INSTITUTE OF
NUTRITIONAL
ENDOCRINOLOGY

Micronutrients: Vanadium

Dr. Ritamarie Loscalzo

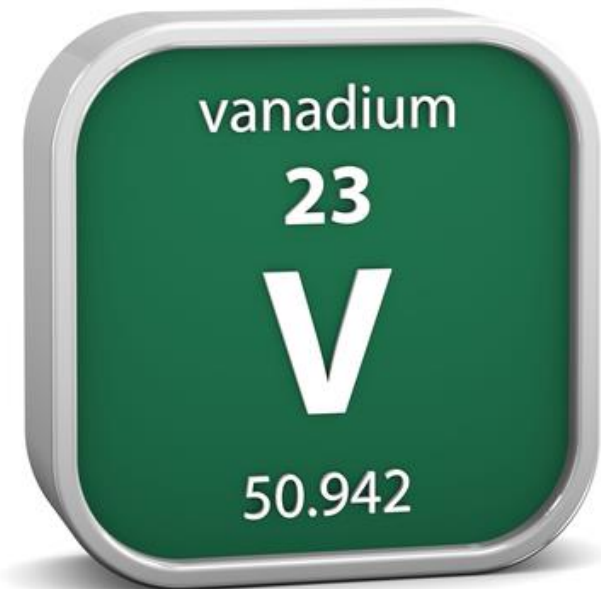


✓ **Medical Disclaimer:** The information in this presentation is not intended to replace a one-on-one relationship with a qualified health care professional and is not intended as medical advice. It is intended as a sharing of knowledge and information from the research and experience of Dr. Ritamarie Loscalzo, drritamarie.com, and the experts who have contributed. We encourage you to make your own health care decisions based upon your research and in partnership with a qualified health care professional. This presentation is provided for informational purposes only and no guarantees, promises, representations or warranties of any kind regarding specific or general benefits, have been or will be made by Dr. Ritamarie Loscalzo, her affiliates or their officers, principals, representatives, agents or employees. Dr. Ritamarie Loscalzo is not responsible for, and shall have no liability for any success or failure, acts and/or omissions, the appropriateness of the participant's decisions, or the use of or reliance on this information.



Vanadium General Info

- ✓ First discovered in the early 1800s
- ✓ Ultra-trace mineral found in the human body and the human diet
- ✓ Named for Vanadis, the Swedish goddess of beauty, youth, and luster
- ✓ In solution produces a number of colors
- ✓ Found primarily as pentavalent V^{5+} (yellowish orange)
- ✓ Complexes with amino acids, like alanine and aspartate
- ✓ Not proven to be an essential mineral for humans
 - Body may need it but in only small doses
 - Controversy among researchers regarding its value in human nutrition and whether it's essential



Oxidation States of Vanadium

Ion (hydrated)	VO_2^+	VO^{2+}	V^{3+}	V^{2+}
Colour	Yellow	Blue	Green	Violet
Oxidation state	5	4	3	2
Name	Dioxovanadium(V)	Oxovanadium(IV)	Vanadium(III)	Vanadium(II)




Absorption of Vanadium

- ✓ Varies with its oxidation state
- ✓ Food is mainly vanadate
- ✓ 5% - 10% is absorbed from the intestinal tract
- ✓ Vanadate reduced to vanadyl in the stomach before being absorbed in the upper small intestine
 - Vanadate may be absorbed using the same carrier system as used by phosphate
 - Vanadate is 3 - 5 times more efficiently absorbed than vanadyl
- ✓ In blood cells, plasma, and other body fluids as vanadate or converted to vanadyl using glutathione, NADH, and ascorbic acid as reducing agents
- ✓ In plasma and liver, vanadyl binds to albumin and iron-containing proteins such as ferritin and transferrin
- ✓ Enters cells as vanadate



Vanadium Transport and Storage

- ✓ Total body pool is about 100 mcg
- ✓ Used fairly rapidly
- ✓ Elimination
 - Feces (most)
 - Urine
 - Small amounts are excreted in the bile
- ✓ Accumulates primarily in organ tissues
 - Highest concentration in kidney after intake
 - Bone appears to be the long-term storage site
 - Liver and spleen - some
 - Accessible stores primarily in fat and lipid serum
- ✓ Composition and chemical form determines how much is absorbed



Biochemical Function of Vanadium

- ✓ Pharmacologic effects in high doses
- ✓ Definitive roles and biochemistry not yet established
 - Inhibits Na⁺/K⁺ - ATPase, which impacts phosphorylation of ATP
 - Stimulates adenylate cyclase related to cyclic AMP formation from ATP and which stimulates protein kinases
 - Vanadyl ion as an enzyme cofactor in hormone, glucose, lipid, bone, and tooth metabolism
 - Amino acid transport across intestinal mucosa (inhibits alanine at high concentrations)
 - Mimics the action of insulin (as vanadyl sulfate)
 - Stimulates insulin production by islet cells in rats
 - Association with iodine metabolism and thyroid function
 - Growth of red blood cells
 - Lipoprotein activity
 - Oxidation reactions
 - Nitrogenase in bacteria, which reduces molecular nitrogen to ammonia
 - Iodoperoxidase and bromoperoxidase in algae and lichens, which catalyse the oxidation of halide ions by hydrogen peroxide
 - Haloperoxidases, such as thyroid peroxidase - vanadium deprivation in rats affected the response of thyroid peroxidase to changing dietary iodine



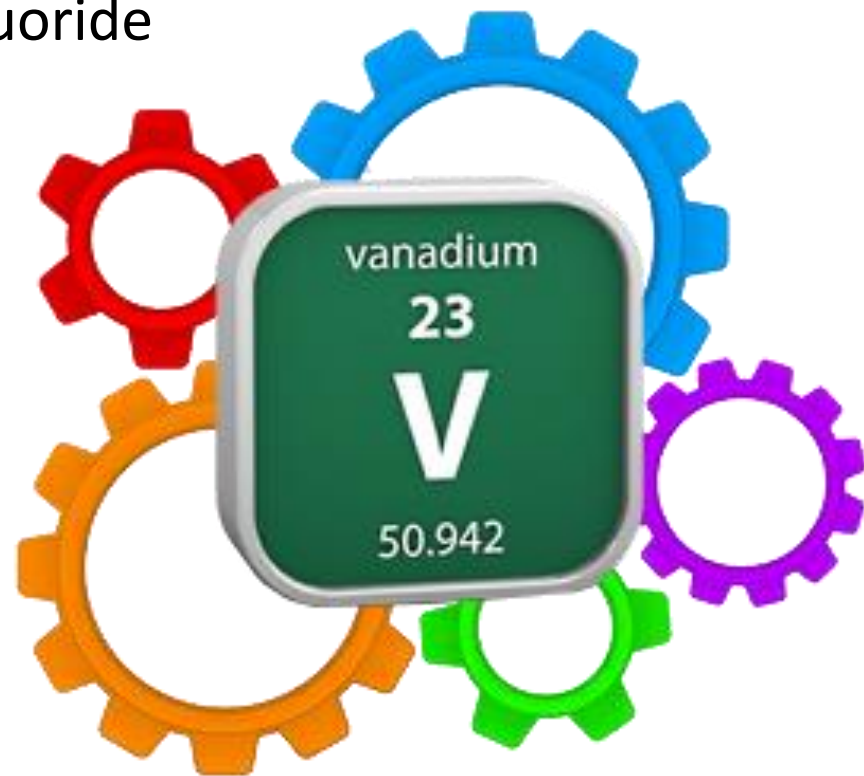
Influences on Vanadium Absorption

Decreases Absorption:

- ✓ Chromium
- ✓ Chloride
- ✓ Calcium
- ✓ Potassium
- ✓ Iodine
- ✓ Sodium
- ✓ Sulfur
- ✓ Sugar

Increases Absorption:

- ✓ Selenium
- ✓ Zinc
- ✓ Fluoride



Nutrient Functions of Vanadium

- ✓ Glucose control in type 1 and type 2 diabetes
- ✓ Recommended as an aid in bodybuilding due to possible anabolic effect of vanadyl sulfate similar to insulin – higher liver and muscle glycogen stores
- ✓ Possible anticarcinogenic properties in regards to breast cancer in animal models
- ✓ May promote faster recovery from food poisoning or other infections
- ✓ May help with high blood pressure, cardiovascular disease, and kidney disease
- ✓ Supports bones, teeth, and the reproductive system



Vanadium and Type 2 Diabetes

- ✓ May improve glucose control in people with type 2 diabetes
- ✓ May improve sensitivity to insulin in type 1 and 2 diabetes
- ✓ High doses of vanadium have been tested as an aid to controlling blood sugar levels in people with diabetes
 - High doses can have impact on gastrointestinal and kidney impact
 - Recommended to only take for 4 weeks at therapeutic doses
- ✓ Animal studies:
 - Functions similarly to insulin
 - Improving cell membrane insulin sensitivity
 - Alters cell membrane function for ion transport processes
- ✓ Human studies:
 - Daily insulin requirements in type 1 diabetics decreased by as much as 14%
 - Increase in insulin sensitivity in type 2 diabetics
 - Form used- vanadyl sulfate or sodium metavanadate.
- ✓ Vanadium stimulates glucose oxidation and transport in fat cells and glycogen synthesis in liver and muscle
- ✓ Inhibits liver gluconeogenesis
- ✓ Inhibits absorption of glucose from the gut
- ✓ Vanadium enhances the stimulating effect of insulin on DNA synthesis



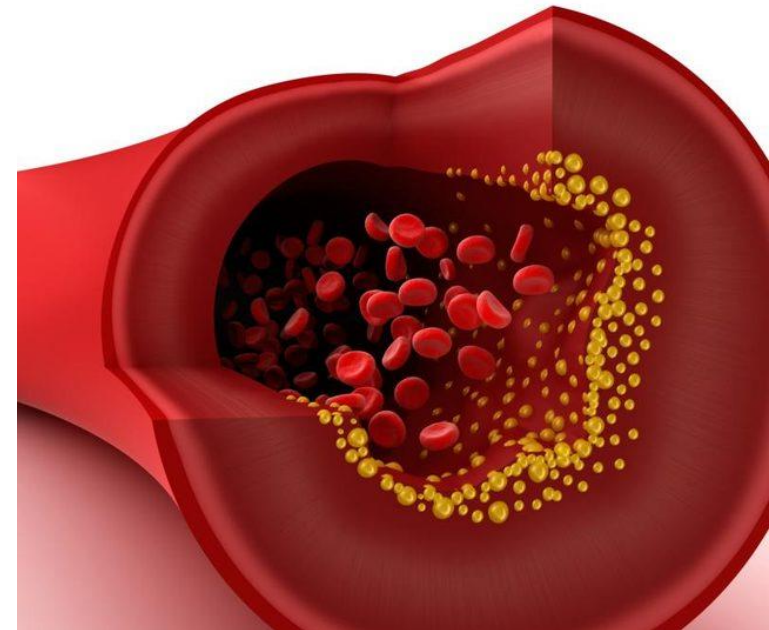
Vanadium and Bone Health

- ✓ In vitro tests on bone cells - vanadate stimulated bone cell proliferation
- ✓ Shown to stimulate collagen synthesis
— joints, muscles, and gut
- ✓ Role in calcium metabolism and red blood cell production
- ✓ Enzyme-stimulation role of vanadium may involve it in bone and tooth formation



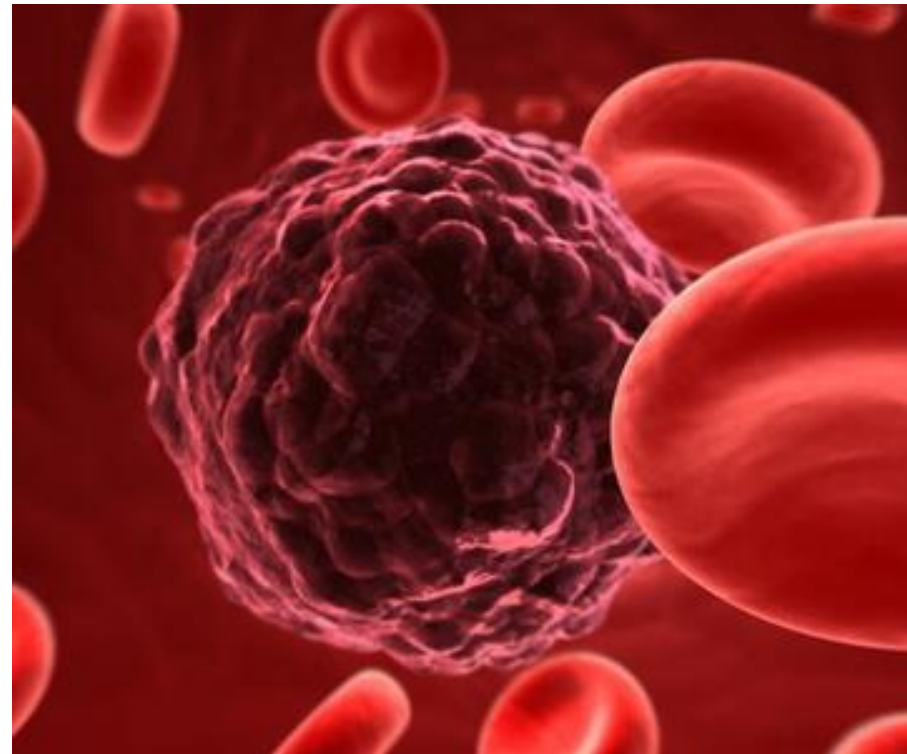
Vanadium and Cholesterol

- ✓ Inhibits cholesterol synthesis in animals and humans leading to decreased plasma levels of cholesterol and reduced aortic cholesterol
- ✓ Initiates an increase in the contractile force of heart muscle - inotropic effect
- ✓ Involved in catecholamine and lipid metabolism
- ✓ Involved in the production of coenzyme A in fat metabolism



Vanadium and Cancer

- ✓ Anticarcinogenic properties
- ✓ Induction of mouse mammary tumor growth was blocked by feeding 25 mcg of vanadium per gram of diet
 - Reduced tumor incidence
 - Reduced average tumor count per animal
 - Prolonged median cancer free time without inhibiting overall growth or health of the animals



Things That Deplete Vanadium

- ✓ High sugar intake
- ✓ Malabsorption disorders



Vanadium and Nutrient Interactions

- ✓ **Avoid** taking vanadium and chromium at the same time of day
- ✓ Excessive copper plus low vanadium associated with greater occurrence of spinal degeneration



Cause of Vanadium Deficiency

- ✓ Vanadium deficiency is very rare
- ✓ Deficiency of vanadium in the soil



Impact of Deficiency

- ✓ Spinal degeneration
- ✓ Stunted growth
- ✓ Ankylosing spondylitis (with elevated molybdenum, calcium, and magnesium)
- ✓ Elevated cholesterol and triglycerides
- ✓ Reduced growth and reproductive ability in animals
 - Human deficiencies have not been reported, but goats fed a low-vanadium diet have developed birth defects
- ✓ Increased infant mortality
- ✓ Hypoglycemia
- ✓ Hyperinsulinemia
- ✓ Diabetes
- ✓ Cardiovascular disease
- ✓ Obesity



Excess Vanadium: 1

(> 2 mg per day)

- ✓ Possibly impacts those with bipolar disorder from increased vanadium intake due to its causative or aggravating impact on reduced sodium pump activity
- ✓ Blood levels may be high during times of depression
- ✓ Potentiation of insulin or oral diabetes medications
- ✓ Kidney damage
- ✓ Gastrointestinal problems
 - Nausea
 - Flatulence
 - Cramps
 - Diarrhea
 - Discoloration of the stool



Excess Vanadium: 2 (> 2 mg per day)

- ✓ Weakened immune system
- ✓ Fatigue
- ✓ Lethargy
- ✓ Weight loss
- ✓ Dehydration
- ✓ Green discoloration of tongue
- ✓ Trabecular bone loss
- ✓ Arthritis
- ✓ Aching bones, teeth, tonsils, ears, jaw
- ✓ Chronic colds



Chronic Toxicity of Vanadium

- ✓ Chronic toxicity of vanadium is seen in miners
- ✓ Manifestations include:
 - Hypertension
 - Neurological disorders
 - Hepatic, cardiac, and renal damage
- ✓ Humans get vanadium contamination through the air from burning petroleum
- ✓ With age, it may accumulate somewhat in the lungs



Assessing Status of Nutrient

- ✓ Methods to assess vanadium have not been established
- ✓ Blood vanadium concentrations typically range from about 0.4 to 2.8 ng/mL in those ingesting vanadium supplements
- ✓ Urinary excretion of vanadium averages about 8 μg per day



RDA for Vanadium

- ✓ Estimates range from 10 to 30 mcg daily - about one millionth of the amount of calcium needed
- ✓ Safe upper intake level for adults set at 1.8 mg
- ✓ Maximum safe doses for children not yet determined



Food Sources of Vanadium

- ✓ Mushrooms
- ✓ Radishes
- ✓ Corn
- ✓ Green beans
- ✓ Soy
- ✓ Fish
- ✓ Olives
- ✓ Carrots
- ✓ Garlic
- ✓ Sunflower seeds
- ✓ Olive oil
- ✓ Most fats and oils
- ✓ Shellfish
 - Oysters
- ✓ Cereals and grain products
 - Buckwheat
 - Oats
 - Rye
- ✓ Eggs



Herbs High In Vanadium



Parsley



Dill Weed



Black Pepper




Forms of Supplementation of Vanadium

- ✓ Vanadyl sulfate
- ✓ Sodium metavanadate
- ✓ Sodium orthovanadate
- ✓ Best time to take vanadium:
Anytime, with food (avoid taking at the same time as chromium)
- ✓ Some sources recommend to take vanadyl sulfate on an empty stomach



Resources



- ✓ *Advanced Nutrition and Human Metabolism – Gropper, Smith and Groff*
- ✓ <http://www.drritamarie.com/go/VanadiumOverview>
- ✓ J Altern Complement Med. 1999 Jun;5(3):273-91.
Vanadium: a review of its potential role in the fight against diabetes. Badmaev V1, Prakash S, Majeed M.
<http://www.drritamarie.com/go/PMID10381252>
- ✓ The effects of vanadium treatment on bone in diabetic and non-diabetic rats; Facchini DM, Yuen VG, Battell ML, McNeill JH, Grynpas MD; Bone. 2006 Mar;38(3):368-77. Epub 2005 Oct 26.
<http://www.drritamarie.com/go/PMID16256449>

