



INSULIN RESISTANCE
— SOLUTION —
PRACTITIONER TRAINING

Education and Marketing

With Dr. Ritamarie Loscalzo



Medical Disclaimer: The information in this presentation is not intended to replace a one-on-one relationship with a qualified health care professional and is not intended as medical advice. It is intended as a sharing of knowledge and information from the research and experience of Dr. Ritamarie Loscalzo, drritamarie.com, and the experts who have contributed. We encourage you to make your own health care decisions based upon your research and in partnership with a qualified health care professional.



Educating the Public about Insulin Resistance and the Importance of Blood Sugar Balance

- ✓ Confidence in your skills
- ✓ A proven system
- ✓ A step-by-step program
- ✓ Tools and resources to empower success
- ✓ Raving fan clients



What You Need to Become a Successful Holistic Health Practitioner

- ✓ Confidence in your skills
- ✓ A proven system
- ✓ A step-by-step program
- ✓ Tools and resources to empower success
- ✓ Raving fan clients

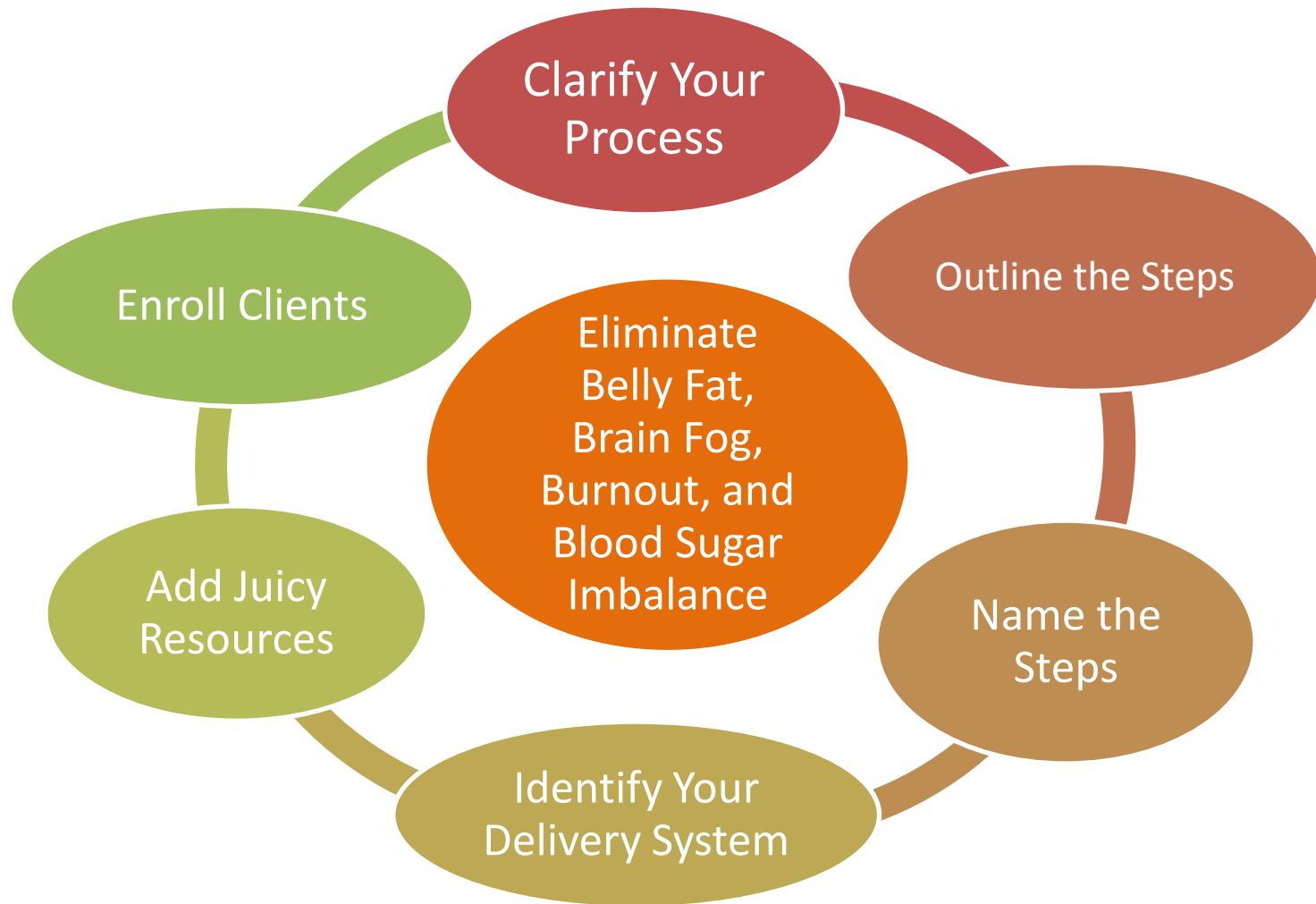


Steps to Becoming a Successful Holistic Health Practitioner

- ✓ Identify with your clients and gain their trust
- ✓ Thorough assessments
- ✓ Deliver action steps at clients' pace
- ✓ Reassess at appropriate intervals
- ✓ Provide tools and resources to empower action
- ✓ Get results with challenging cases
- ✓ Get referrals from raving fans
- ✓ Grow your practice into a lucrative business
- ✓ Earn the reputation as a **SUPERSTAR**



Your Blood Sugar Balancing Coaching Program



Package Your System

- ✓ Identify what's needed to **support diet and lifestyle changes**
- ✓ Avoid “**pay as you go**” model
- ✓ **Bundle** visits with tools – e-books, recordings, recipes, etc.
- ✓ Determine “**easy to say yes to**” fees and package prices
- ✓ Offer **quick sign-up bonuses**
- ✓ **Catchy names help** – i.e. *Eradicate Belly Fat; Jumpstart Your Energy; Bye-Bye Belly Fat, Brain Fog and Burnout (my name)*



Components of Programs

- ✓ Assessments
- ✓ Follow-up sessions
- ✓ Training sessions or written materials
- ✓ Tracking forms
- ✓ Menus
- ✓ Recipes
- ✓ Progress evaluations
- ✓ E-mail questions
- ✓ Extras – Handouts, checklists, videos, audios, etc.



Package Type #1: Monthly Retainer

- ✓ Clients work with you on a month-to-month basis
- ✓ Can cancel on either end with 30-day notice
- ✓ Automatically billed unless cancelled
- ✓ Set number of sessions of particular duration each month
- ✓ Great way to get started



Package Type #2: Time Period Package

- ✓ Multi-month commitment
- ✓ Substantial savings over retainer
- ✓ Walk them through your system
- ✓ Include bonus materials
 - Assessments
 - Handouts
 - E-books
 - Checklists
- ✓ Accountability (forms, status, diet diaries)



Examples of Time Period Packages

- ✓ 30-Day **Jumpstart**
- ✓ 90-Day **Intensive**
- ✓ 6-Month **Immersion**
- ✓ 1-Year **Transformation**
- ✓ VIP Day

September							October						
Sun	Mon	Tue	Wed	Thu	Fri	Sat	Sun	Mon	Tue	Wed	Thu	Fri	Sat
				1	2	3							1
4	5	6	7	8	9	10	2	3	4	5	6	7	8
11	12	13	14	15	16	17	9	10	11	12	13	14	15
18	19	20	21	22	23	24	16	17	18	19	20	21	22
25	26	27	28	29	30		23	24	25	26	27	28	29
							30	31					

November							December						
Sun	Mon	Tue	Wed	Thu	Fri	Sat	Sun	Mon	Tue	Wed	Thu	Fri	Sat
		1	2	3	4	5					1	2	3
6	7	8	9	10	11	12	4	5	6	7	8	9	10
13	14	15	16	17	18	19	11	12	13	14	15	16	17
20	21	22	23	24	25	26	18	19	20	21	22	23	24
27	28	29	30				25	26	27	28	29	30	31



Package Type #3: Package of Sessions

- ✓ Clients commit to a certain number of sessions
- ✓ Clients can use sessions whenever they want
- ✓ Savings compared to individual sessions
- ✓ Put a time limit on it so they don't come back years later to use their sessions



Example: Package of 5 Sessions



Hot Package Naming Tips

✓ Language

- Makeover
- Transformation
- Intensive
- Jumpstart
- Skyrocket
- Immersion
- Accelerator

✓ Results Oriented



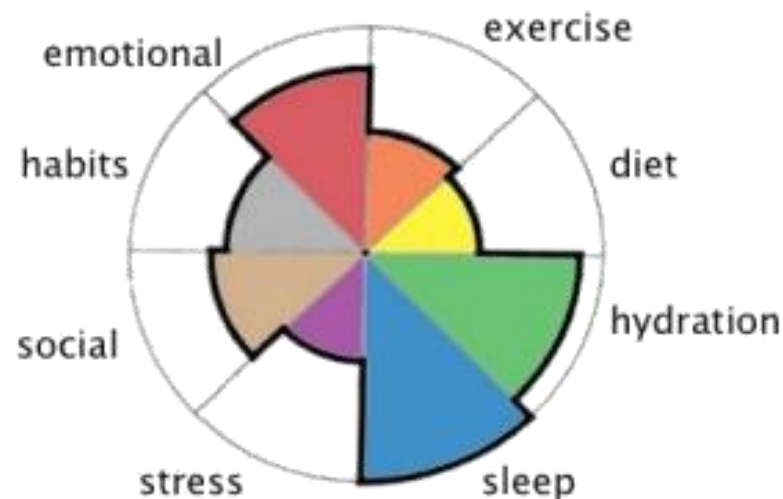
Group Coaching

- ✓ Webinars or teleseminars – content
- ✓ Coaching
- ✓ Handouts
 - Recipes
 - Checklists
 - Menu plans
 - Assessments
- ✓ Videos and Audios
 - Demonstrations
 - Exercises




Session Examples

1. Health Assessment and Goal Setting
2. Hydration and Beverage Swap
3. Alkaline Balance and Greens for Vibrant Health
4. Stress Transformation
5. Fitness
6. Proper Protein
7. Oil Change: healthy fats
8. Digestive Aids:
chewing, enzymes, probiotics
9. Blood Sugar Balance
10. Gluten Free and Allergen Avoidance
11. Sleep
12. Environment Cleanup: home and personal care products



Session Flow

- ✓ Celebrate success
- ✓ Explore follow-through
 - If successful, identify what helped that
 - If not, what prevented you and what needs to be in place for success
- ✓ Educate: new information
- ✓ Experiential exercise
- ✓ Action steps
- ✓ Session insights (“ah-ha” moments)



Coaching Tips

- ✓ Connect with who clients are and what they envision for themselves once they solve their health challenges
- ✓ Explain your system and views: the role of habits and nutrition on their overall state of health and well-being
- ✓ Give clients hope and something to look forward to
- ✓ Guide them through the lifestyle changes at a pace they can follow
- ✓ Follow-up regularly and adjust their program as needed
- ✓ Request clients track their diet, habits, and symptoms
- ✓ Offer support, guidance, and accountability



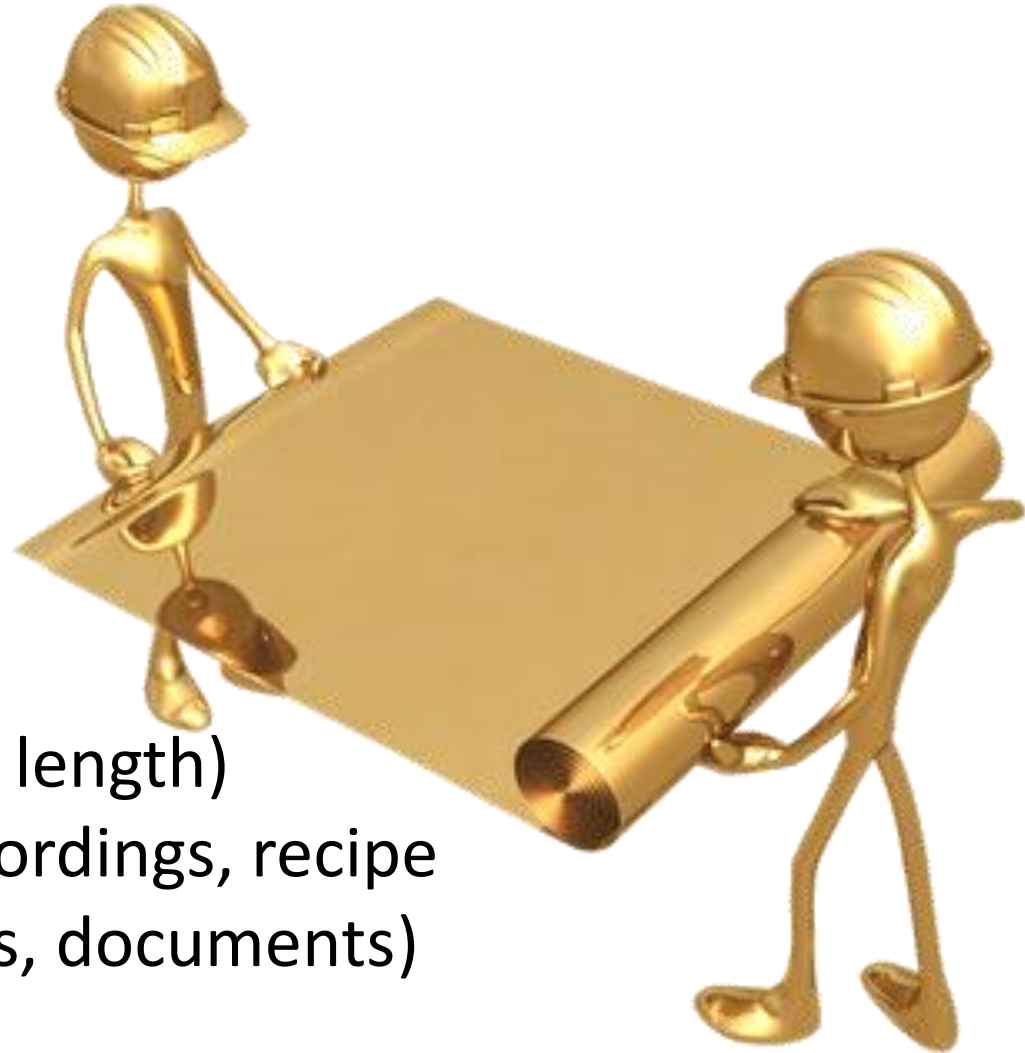
How to Motivate and Inspire Your Clients

- ✓ The power of connection
- ✓ Begin with the end in mind
- ✓ Encouragement
- ✓ Frequent touches
- ✓ Focus on successes first
- ✓ Understanding their needs
- ✓ Provide helpful tools
- ✓ Tell stories
- ✓ Brainstorm



Coaching Program Blueprint

- ✓ **Title:**
- ✓ **Problem Solved:**
- ✓ **Target Audience:** (niche)
- ✓ **Benefits and Results:**
- ✓ **Format of Delivery:** (one on one, small group, phone or in-person)
- ✓ **Time Frame of Delivery:**
- ✓ **How Delivered:** (sessions, length)
- ✓ **Additional Elements:** (recordings, recipe guides, menu plans, charts, documents)
- ✓ **Process:**



VIP Day Options

Format

- ✓ Virtual Private
- ✓ Live Private
- ✓ Virtual Workshop
- ✓ Live Small Group

Topic/Focus

- ✓ How to Get Started
- ✓ Step-by-Step
- ✓ Mastering a New Skill
- ✓ Total Immersion



VIP Day

- ✓ 4-5 simple modules
- ✓ 30-45 minutes long
- ✓ 1-2 activities to get your client into action
i.e. pantry cleanout, worksheets,
exercises, food prep
- ✓ Bonuses: checklists,
templates, recipes, videos,
menu plans, exercises,
e-books



Create Your Talk and Practice!

- ✓ Create a presentation using the **“Presentation in a Box”** provided
- ✓ Practice with a small group of friends
- ✓ Do it on a **free teleconference line** and record so you can listen to yourself and make improvements
- ✓ Ask a **small group of clients or friends** to listen in on the conference line
- ✓ Practice making an offer for a strategy session at the end



THE INSTITUTE OF NUTRITIONAL ENDOCRINOLOGY

on the recommendation of Dr. Ritamarie Loscalzo has conferred on


who has successfully completed the prescribed course of study and clinical requirements for certification as a

INSULIN RESISTANCE COACH

with all the rights and privileges thereto appertaining.

In testimony whereof the Institute of Nutritional Endocrinology has caused its seal to be affixed hereto
attested by the signature of Dr. Ritamarie Loscalzo, MS, DC, CCN, DACBN on this day

Dr. Ritamarie Loscalzo, MS, DC, CCN, DACBN



INE | INSTITUTE OF
NUTRITIONAL
ENDOCRINOLOGY

CHANGING LIVES WITH
ROOT CAUSE HEALTH CARE

Certification

Case Histories: Submit 2 recorded 20-minute audio sessions demonstrating your capability to establish rapport with clients, take a case history, and create a plan.



Certification

Case Write-Ups: Submit 2 Case Write-Ups in standard format, so that any colleagues or specialists the client is referred to can easily interpret. An example template is in Appendix A.

THE INSTITUTE OF NUTRITIONAL ENDOCRINOLOGY

on the recommendation of Dr. Ritamarie Loscalzo has conferred on

who has successfully completed the prescribed course of study and clinical requirements for certification as a

INSULIN RESISTANCE COACH

with all the rights and privileges thereto appertaining.

In testimony whereof the Institute of Nutritional Endocrinology has caused its seal to be affixed hereto
attested by the signature of Dr. Ritamarie Loscalzo, MS, DC, CCN, DACBN on this day

Dr. Ritamarie Loscalzo, MS, DC, CCN, DACBN

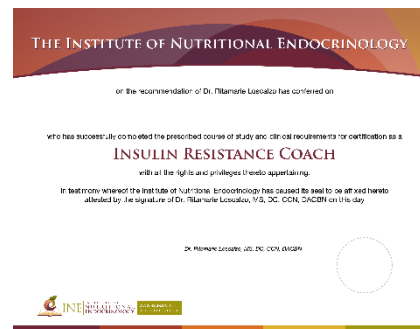






Certification

Coaching Practicum Hours: Submit documentation pertaining to a case you've done, either guiding someone through the B4 Be Gone program, or one of your own. Guidelines for what needs to be done/submitted is in Appendix B. As an alternative, you can be assigned a client in B4 Be Gone to coach and report on.



Certification

IRSPT Module Exams: Pass the open-book comprehensive examinations covering each module in the IRSPT.

