



APPLIED VEHICLE DYNAMICS SEMINAR

OptimumG is offering you an opportunity to acquire the skills and knowledge you need to win in 2018 and beyond. Whether it's about the vehicle dynamics aspects of a new car concept or the exploitation of an existing one, this seminar focuses on applied vehicle dynamics to car design, simulation, manufacturing, preparation, testing, and development.



2018/2019 Schedule

| | |
|--------------------|-----------------------------|
| May 13-16 | East Lansing, Michigan, USA |
| October 1-4 | Italy |
| November 3-6 | Cologne, Germany |
| November 16-19 | Tokyo, Japan |
| December 2-4 | Indianapolis, Indiana, USA |
| December 3-6 | São Paulo, Brazil |
| December 11-14 | Melbourne, Australia |
| December 17-20 | Buenos Aires, Argentina |
| January 6-9 (2019) | Oxford, UK |

*For more information,
contact susanne.chastain@optimumg.com*

PROFESSIONAL PRICING INFORMATION:

Early Registration

| | |
|---------------------|-------------------|
| Individual Price: | \$1,995.00 |
| Group of 3 or more: | \$1,895.00/person |

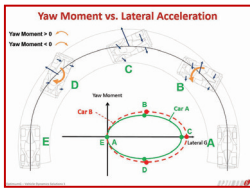
Regular Registration

| | |
|---------------------|-------------------|
| Individual Price: | \$2,345.00 |
| Group of 3 or more: | \$1,995.00/person |

"Combo" pricing available if you register for this seminar and the Data Driven seminar.

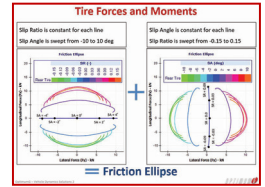
"One thought that was in my head after the course. When I was starting off, where was somebody like Claude to explain things so clearly rather than having to learn the hard way?"
- Owen Hayes, Porsche Motorsport, Weissach, Germany

Covered Topics



Performance Definition: What makes a car go fast as well as safe and comfortable in a corner, and what allows a car to brake better and accelerate in and out of a corner with good driver feedback? As a short introduction to the seminar, participants will share their perspectives on steady state and transient performance definition.

Tires: Understand “why” and “how much” the grip, balance, and performance of a car is decided by the forces and moments generated in the tire contact patch. We'll study the influence of lateral and longitudinal slip, vertical load, camber, speed, pressure, and temperature as well as these combined inputs on tire performance. We'll also cover in-lab and on-track tire testing methodologies, tire test data analysis, and tire modeling as well as the benefits and limitations of tire models as input of vehicle dynamics simulation software.



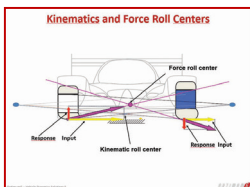
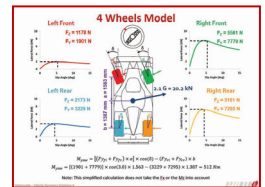
Automotive Aerodynamics
Aero Mapping: Single Seater Example 1

| | 1.0 | 1.2 | 1.4 | 1.6 | 1.8 | 2.0 | |
|--------|-------|-------|-------|-------|-------|-------|-------|
| Front | 33.0 | 34.07 | 35.28 | 35.95 | 35.48 | 35.54 | 36.24 |
| Rear | 2.2 | 38.08 | 35.18 | 33.27 | 36.27 | 37.53 | 39.58 |
| Height | 1.19 | 38.82 | 37.87 | 37.83 | 38.33 | 38.38 | 41.31 |
| Length | 41.25 | 40.56 | 40.92 | 41.87 | 42.57 | 42.58 | |

Build all models: For new sets of front side height variations we need 2 or 3 states of rear side height variations to keep the same aerodynamic balance.


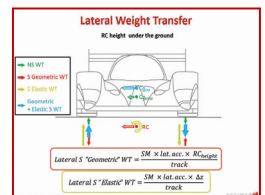
Aerodynamics: After a review of aerodynamics basics, we'll focus on understanding static and dynamic effects of aeromaps (drag, lift, balance, stability) and how to integrate them into the car design and exploitation.

Steady State Fundamentals: The review of simple equations of motion will focus on the definition and quantification of understeer and oversteer behaviors. Practical meaning of these equations will help us to evaluate the contribution of car yaw angle, yaw rate, and steering to lateral acceleration and yaw moment.



Kinematics and Compliance (K&C): From the design to on-track testing and tuning, understanding the effects of kinematics and compliance is essential to the efficient use of tires. Examples of tire model exploitation for suspension camber variation and steering kinematics design will be given. We will also explain the essential differences between pure kinematics and force based roll and pitch centers.

Weight Transfer: Understand, step-by-step, the weight transfer calculations in steady state. See the influence of springs, anti-roll bars, and kinematics on weight transfer distribution as well as the influence of tire vertical stiffness and chassis torsional stiffness. You will get a guided exercise on weight transfer calculations under combined lateral and longitudinal accelerations.



Damping, Ride, Transient Weight Transfer, and Tire Grip Consistency: After a brief description of damper technology, we'll focus on the damper settings' influence on tire load, tire load consistency, tire temperature, grip, and wear. A guided exercise related to heave, roll and pitch stiffness and damping as well as theoretical and empirical dampers fine-tuning methodology will help participants considerably diminish the amount of time spent in testing.

Balance, Grip, Control, and Stability: We'll share how the yaw moment vs. lateral acceleration method can successfully be applied by integrating three different inputs: simulation results, objective analysis from acquired data, and subjective driver appreciations through specific driver debriefing method. With scientific demonstration and real examples, we'll explain how the choice of car setup parameters and driving style influence the car performance and response for given drivers, circuits, and track conditions.

