


PATIENTS ARE GETTING BETTER, FASTER

Webinar Resources

The *Patients are Getting Better, Faster* webinar series includes several online blog posts that will help you get the most out of the instruction in the two webinars. If you haven't gone through the accompanying blog posts and watched part 1 of the webinar, **follow these steps to fill in any missing gaps.**

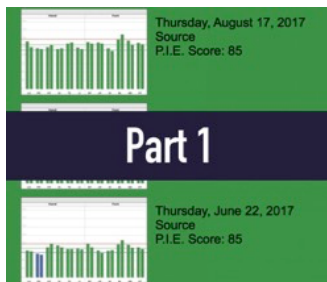
We hope you enjoyed part 2 and start to utilize ion pumping cords and the divergent channel treatment in your practice!



Step 1: Read the blog post, *Then Versus Now*

This webinar pre-training blog post will help you understand the 4 phases Kimberly has gone through to get to the point she is at with her treatments and results.

[Click here to read the post >>](#)

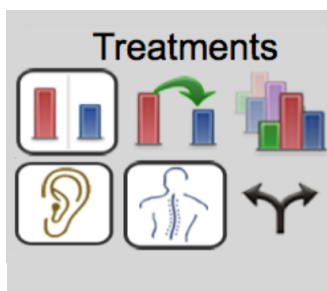


Step 2: Watch the webinar, *Patients are Getting Better, Faster part 1*

Part 1 focuses on how to approach the really difficult graphs using **EXTRAORDINARY** and **DIVERGENT** channel treatment approaches to help you get green graphs faster.

[Click here to watch the recording >>](#)


[Buy ion pumping cords here >>](#)



Step 3: Read the blog post, *Webinar Follow-up: Patients are Getting Better, Faster*

This blog post reviews what Kimberly taught in part 1 of the webinar, talks about Kimberly's approach to treatment, and how divergent and tendinomuscular treatments help her get better results.

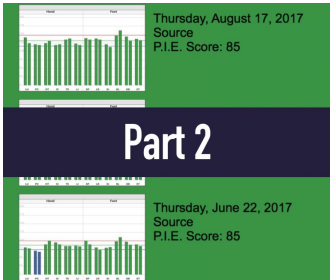
[Click here to read the post >>](#)



Step 4: Read the blog post, *Case Study: Ion Pumping Cords*

This blog post focuses on ion pumping cords and their effect on 3 of Kimberly's patients.


[*Click here to read the post >>*](#)



Step 5: Watch the webinar, *Patients are Getting Better, Faster part 2*

If you want to refresh what you learned during part 2 of the webinar after reviewing all of the other resources, feel free to do so! You'll likely learn more the second time!

[*Click here to watch the recording >>*](#)



Step 6: More Training on Divergent Channels/Ion Pumping Cords

For more in-depth training on divergent channels and ion pumping cords, it would be wise to watch **Module 4, "Putting it All Together"** by Kimberly Thompson, and **Module 5, "Meridian Balancing"** by Dr. Jake Fratkin from the Acupuncture Technology Symposium 2017.

These modules are **free** for all AcuGraph Enterprise users in your online AcuGraph account. For non-AcuGraph Enterprise users, you can either...

1. Upgrade to the Enterprise plan
2. Buy the modules individually

[*Click here to learn more about the Acupuncture Technology Symposium recordings >>*](#)

If you'd like to upgrade to AcuGraph Enterprise to have access to the entire Acupuncture Technology Symposium, for free, **give us a call at 208.846.8448**, and we will switch your plan for you!



Ask Kimberly!

As always, if you have specific questions, please feel free to reach out to Kimberly! Call her at **208.846.8448** on Mondays, Wednesdays or Fridays, or shoot her an email at [**kimberly@miridiatech.com!**](mailto:kimberly@miridiatech.com)