



Welcome to *iRead*

iRead is an incredibly robust and flexible foundational reading program designed to fit into all K–2 literacy block schedules and significantly boost the effectiveness of core reading programs. The *iRead* Instructional Software is designed for daily use by all students. The recommended twenty-minute daily *iRead* sessions provide a personalized learning path for each student, while Digital Learning Tools enable daily small-group differentiated instruction.

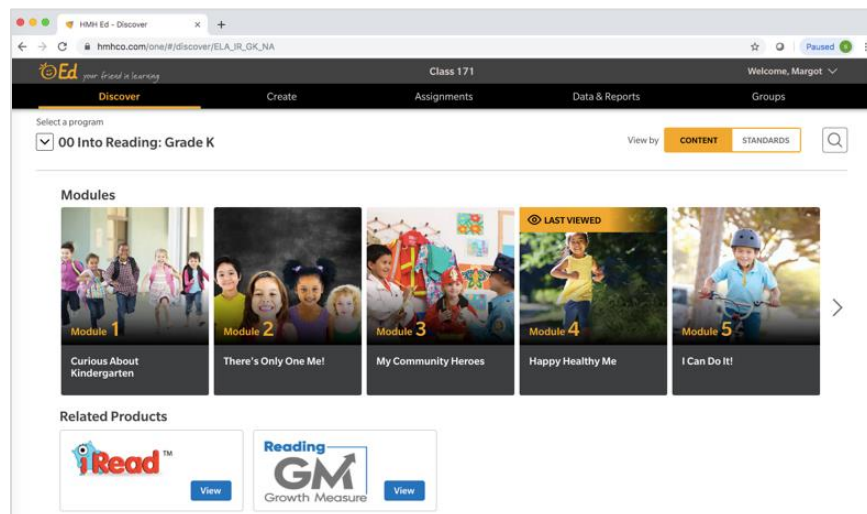
iRead uses the very best research about how students learn foundational reading skills to systematically sequence and deliver direct instruction. Additionally, every lesson is complemented with reading activities that require thoughtful attention toward structure, usage, and meaning. The goal is to ensure that every element, pattern, and principle is firmly anchored and mastered, creating a sturdy foundation on which to build.

iRead Teacher Materials

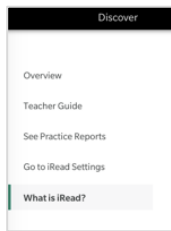
iRead provides comprehensive resources for learning and teaching foundational reading skills and building professional knowledge. Use your browser to log into Ed: Your Friend in Learning on your computer or tablet.

Accessing *iRead* Teacher Materials on Ed: Your Friend in Learning

To access *iRead* Teacher Materials, log in to Ed. On the Discover page, select the program *Into Reading*, move to the Related Products area, locate the *iRead* card, and click **View**.



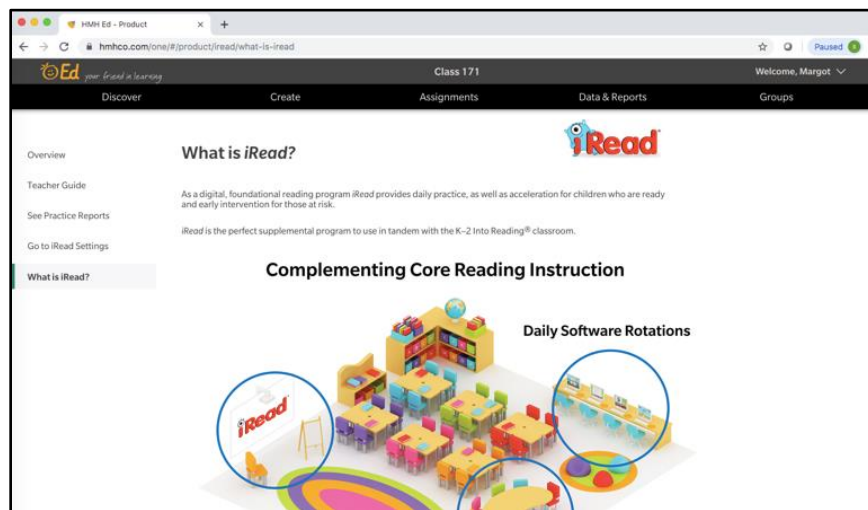
iRead Product Area



Use the left side-bar menu to navigate to the resources listed below.

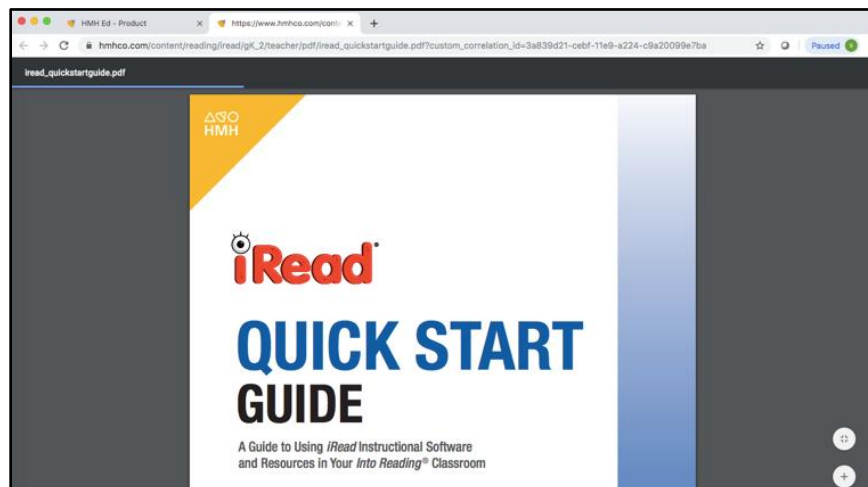
What is iRead?

This page contains a short description of *iRead*, including a high-level list of the skills covered in the program and information on how to use *iRead* in a K–2 *Into Reading* classroom.



Quick Start Guide

Use the *iRead Quick Start Guide* to help you get started with *iRead* in your classroom, learn more about the *iRead* Instructional Software, reports, and additional teacher resources included with *Into Reading*, Grades K–2. The *Quick Start Guide* is a PDF that you can download and print, as needed.



iRead Overview

The overview page contains data and usage information for your class, including the following:

Screener Report

The Screener report shows where each student in your class placed in the *iRead* Instructional Software and whether they placed On, Above, or Below grade level.

Discover	Create	Assignments	Data & Reports	Groups
What is iRead?				
Overview				
Teacher Guide				
See Practice Reports				
Go to iRead Settings				

Student	Screener Date	Level/Series	Total Fluent	Placement Note
Julio, Estudiante	N/A	N/A	N/A	N/A
Ze_Manel, Estudiante	Aug 29 2019	A/1	12	Far Below Grade Level

Initial Placement by Total Fluent

Level	Series	Total Fluent
A	1	0 to 15
A	7	16 to 30
A	13	31 to 35
B	19	36 to 48

Screener Date: The date of each student's recent Screener assessment. N/A means the student did not take the Screener yet.

Total Fluent: The number of items answered correctly in the given time limit. Each item maintains an empirically based threshold, ranging from 1.2 to 8.0 seconds.

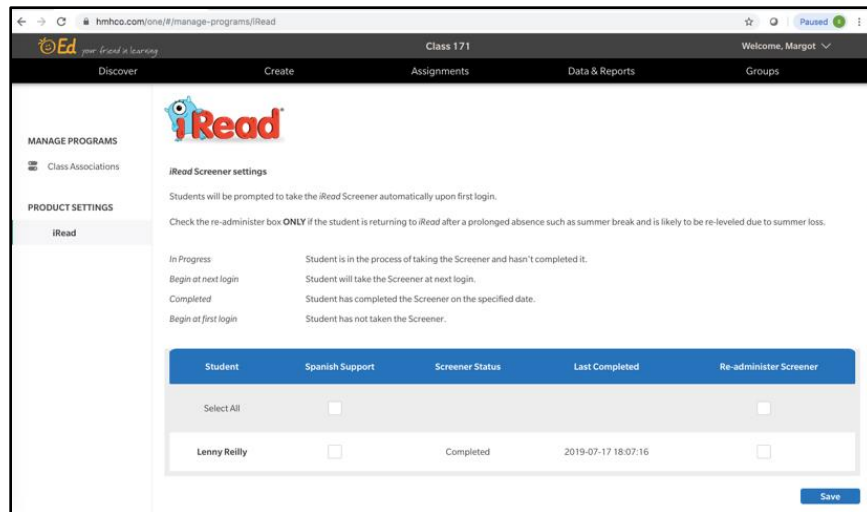
Level/Series: The student's placement in the *iRead* Instructional Software based on Total Fluency Score and grade level.

Placement Note: The student's instructional level based on Total Fluency Score at the time of the Screener.

iRead Product Settings

As a teacher, **Manage Programs** allows to specify the programs that can be seen for each class so that you and your students see only those programs that are relevant to that class. You can also access the Manage Programs page from the user name menu in Ed.

The **iRead Product Settings** allows you to customize the *iRead* learning environment for your classes. You can turn on Spanish language support for individual students. You can also reset the Screener for students who require retesting. Please be advised that resetting the Screener overwrites student placement data. Typically, resetting the Screener is only done at the beginning of the school year when students return to school and are retested.



iRead Screener settings

Students will be prompted to take the iRead Screener automatically upon first login.

Check the re-administer box **ONLY** if the student is returning to iRead after a prolonged absence such as summer break and is likely to be re-leveled due to summer loss.

In Progress	Student is in the process of taking the Screener and hasn't completed it.
Begin at next login	Student will take the Screener at next login.
Completed	Student has completed the Screener on the specified date.
Begin at first login	Student has not taken the Screener.

Student	Spanish Support	Screener Status	Last Completed	Re-administer Screener
Select All	<input type="checkbox"/>			<input type="checkbox"/>
Lenny Reilly	<input type="checkbox"/>	Completed	2019-07-17 18:07:16	<input type="checkbox"/>


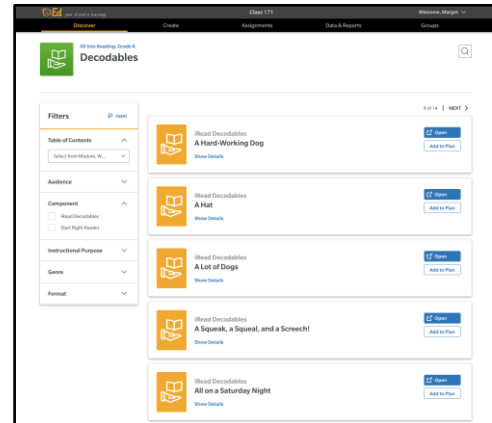
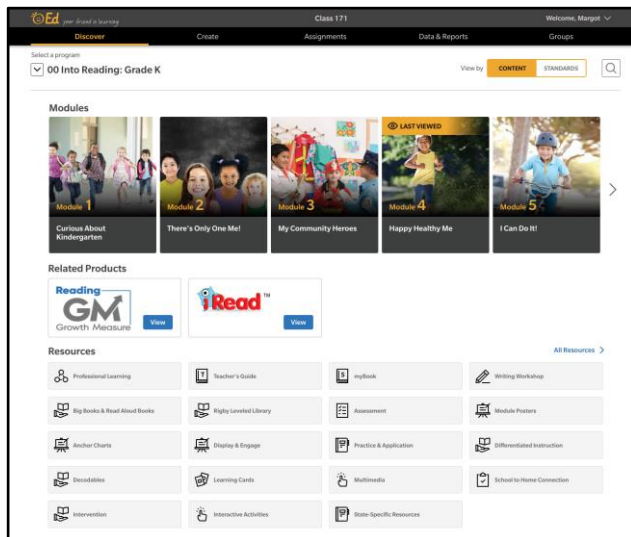
Save

iRead Teaching Resources

Access the following instructional resources on Ed: Your Friend in Learning:

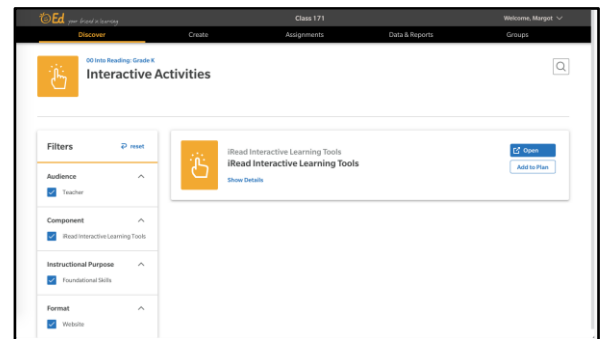
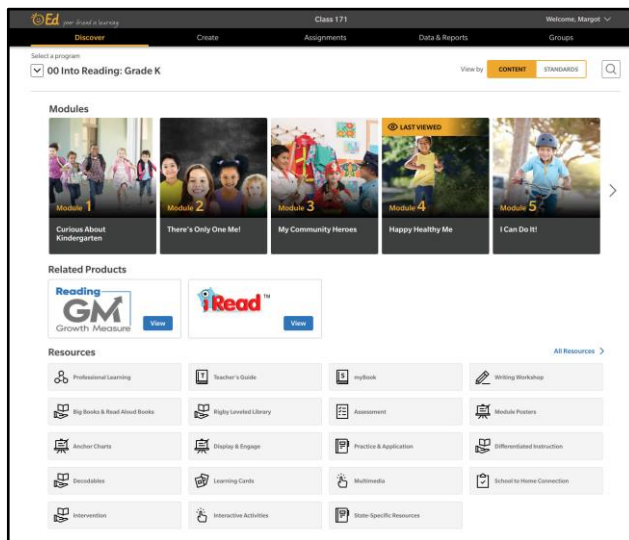
Decodable Books

iRead Decodable Books are available by clicking the Decodable icon in the Resources widget at the bottom of the Teacher Discover page. Download, print, and create booklets for students to read in class.



Interactive Activities

Interactive Learning Tools are multimedia activities to teach, reteach, and practice phonics and word study skills. You can use these activities for teacher-led whole-class or small-group instruction.

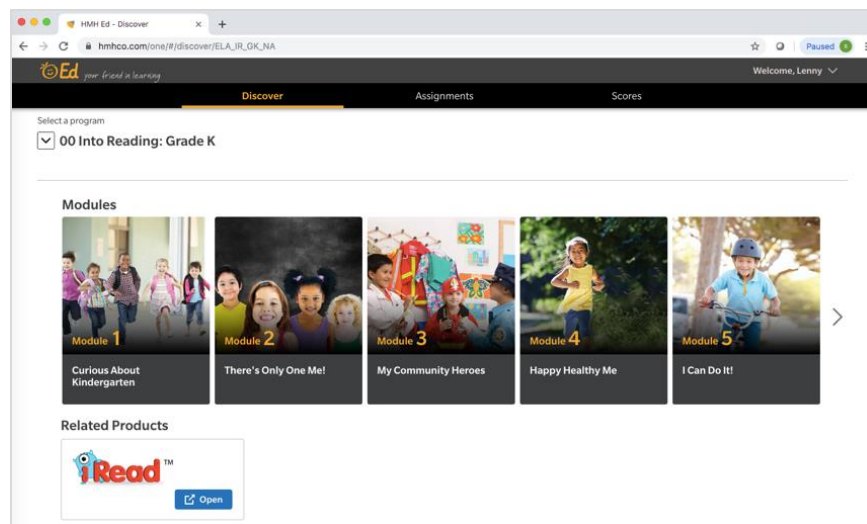


Find additional information about *iRead* teacher resources in the *Quick Start Guide*.

***iRead* Instructional Software**

Students in Grades K–2 can access the *iRead* Instructional Software as a free play program on their Student Discover page. No action is needed to assign or setup the program for students.

During Literacy Center, Digital Station, or independent practice time, students launch *iRead* from the Student Discover page to start the program or pick up where they left off.



Availability

PC, Mac users can access *iRead* through a web browser, such as Chrome, Safari, or Firefox. To see the browser versions that support *iRead*, access the [Product Technology Snapshot](#) page in Customer Care and review the supported Platforms.

Android tablet users can access *iRead* through a web browser, such as Chrome, Safari, or Firefox. To see the tablets and browser versions that support *iRead*, access the [Product Technology Snapshot](#) page in Customer Care and review the supported Platforms.

iPad tablet users can access *iRead* using the *iRead* app. Download the *iRead* app from the Apple App Store.