

TECHNOLOGY OVERVIEW | © 2018

iAvancemos!

Language
takes you there



iAvancemos!

Technology Overview


New technology tools in *iAvancemos!* © 2018
take your students on an authentic learning journey
where culture is at their fingertips and communication
is now more accessible than ever.



¡Avancemos! © 2018 harnesses the power of student-centered technology, blending virtual learning, multimedia, and monitored social media for ongoing adventures in language learning.

- **NEW** iconic, visually comprehensive dashboard
- **NEW** Virtual learning delivered by Google® Expeditions and **NEW** HMH® Teacher Guides Expeditions
- Authentic cultural engagement with the **NEW** *HMHfyi Español* site
- The rich media of *Cultura interActiva*
- The leveled Spanish InterActive Reader with built-in comprehension tools
- Leveled and age-appropriate current events articles and videos in News and Networking
- @HomeTutor for seamless at-home practice and support

Whether the destination is another country, a better understanding of people and other cultures, or new avenues for career options . . . *language takes you there.*



**Sign up
for an evaluation
account now.**

1. Go to **preview.hrw.com**
2. Enter sample word: **NAWL18**

HMH takes you there, with ease . . .

¡Avancemos! now has a new dashboard and online navigation. With the mySmartPlanner and links to all program resources—including the online books, **HMHfyi Español**, Google® Expeditions Resources, News and Networking, and InterActive Reader—all in one place, navigation is intuitive and user friendly and keeps the focus on what is most important: **language learning**.

mySmartPlanner

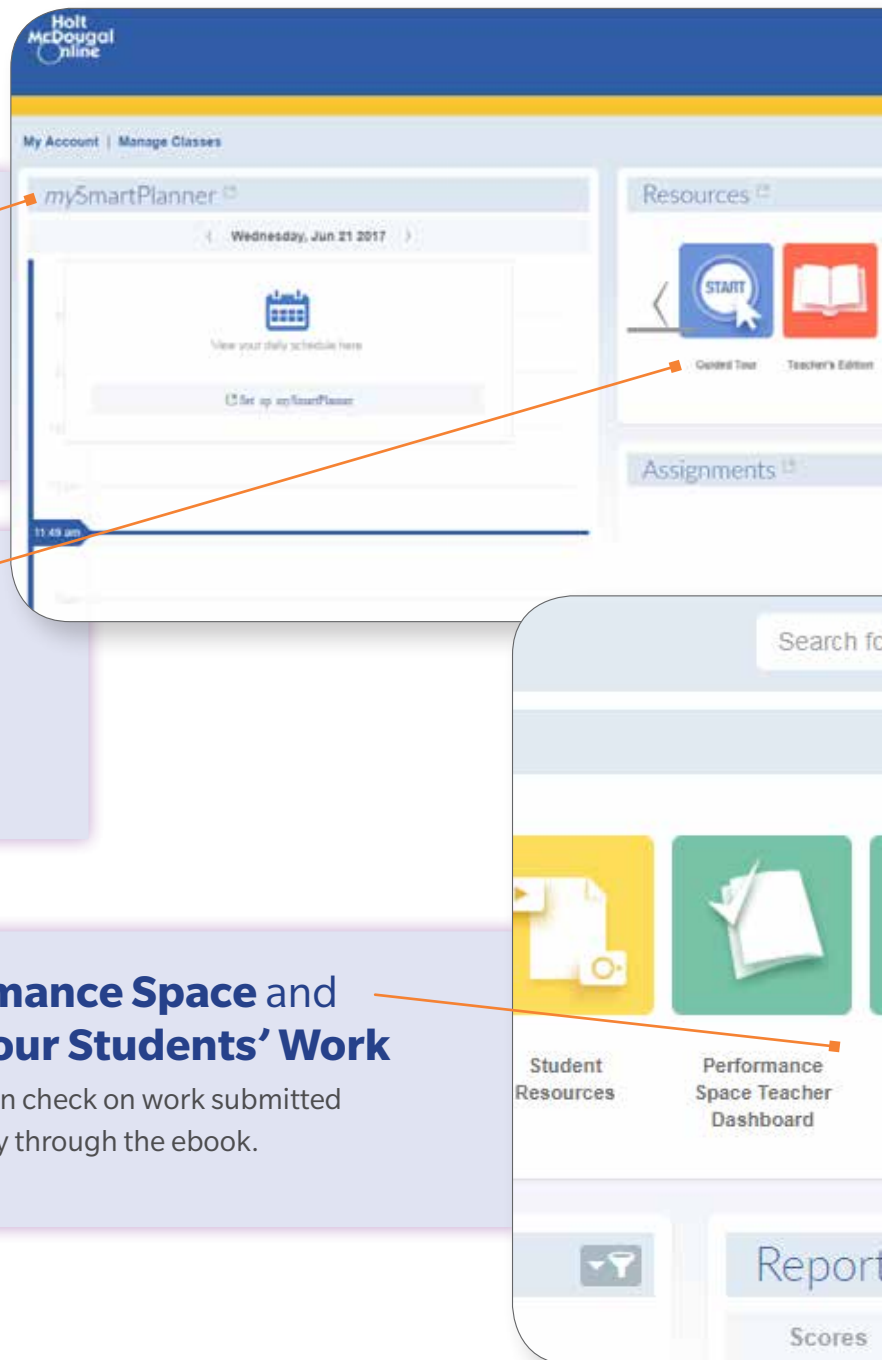
A calendar tool that enables teachers to schedule resources to each class they have built

Guided Tour Coming soon!

A walkthrough of the new dashboard

Performance Space and View Your Students' Work

Teachers can check on work submitted interactively through the ebook.



TIP Use the **Search for Resources** tool bar to see a list of all program resources for a specific grammar or vocabulary topic, such as “Preterite vs Imperfect.”

Teacher Resources

Planning and Teaching Resources, including Lesson plans, Standards Correlations, Modalities Crosswalks, PDFs of the Teacher’s Edition, and the ExamView® Assessment Suite

Student Resources

An Audio and Video Library with rich media from throughout the program and Program Resources including News and Networking, The Spanish InterActive Reader, @HomeTutor, Conjuguemos, and Google Expeditions Audio

Browse

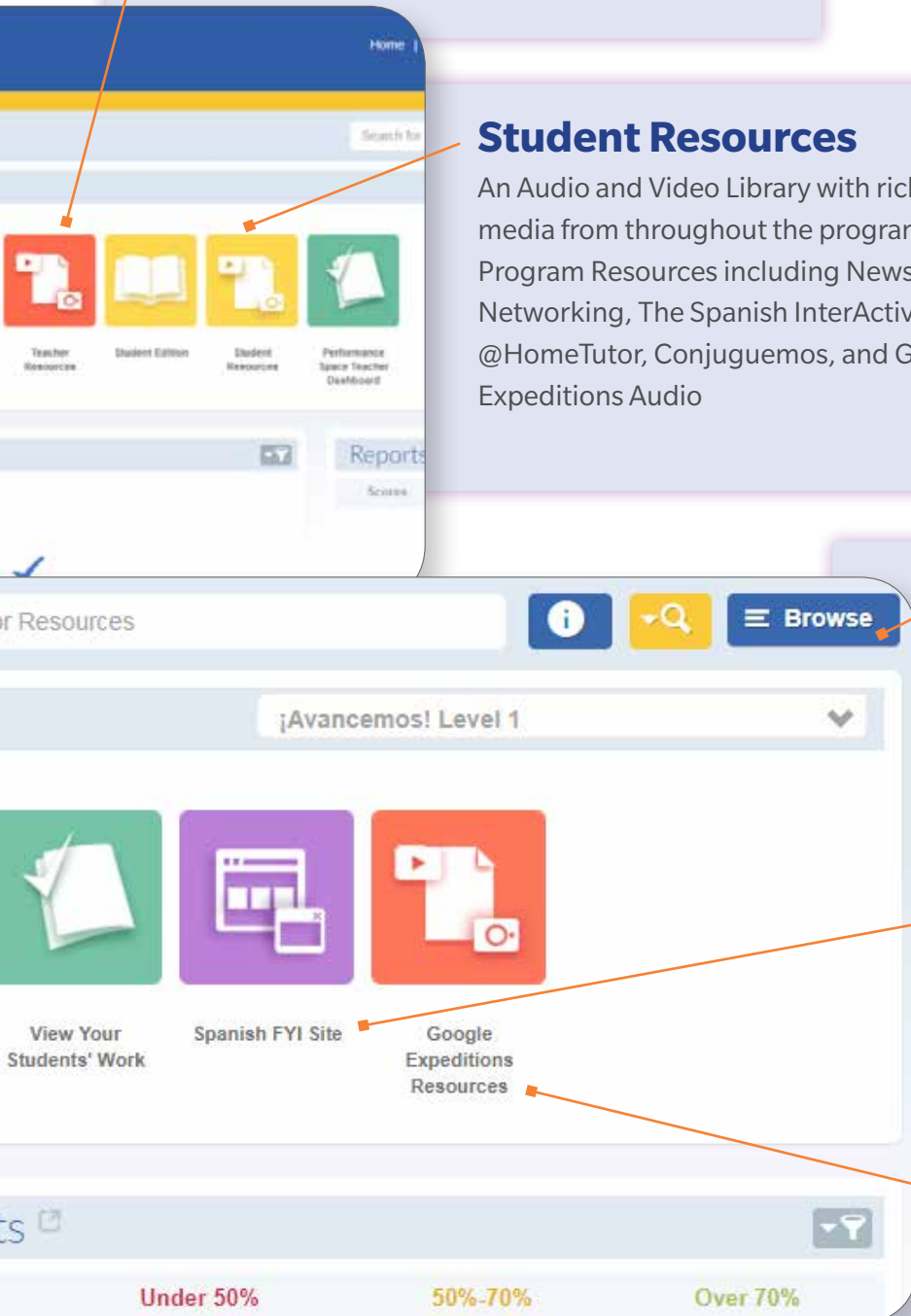
This feature enables users to view all available resources for a given Unit or Lección.

Spanish FYI Site

Directly links to the new **HMHfyi Español** site

Google Expeditions Resources

Directly links to the list of Google Expeditions guides



The all new **mySmartPlanner** and **eBook** format



mySmartPlanner

The Help Center's Quickstart Guide gives a comprehensive overview of how to use the Planner, but to summarize: Teachers first enter the duration for which they will be teaching a specific class—in most cases this is the length of a semester or school year—and, once a duration has been set, a teacher builds a teaching block, or class, by selecting when the class meets on the calendar. Teachers can then auto-populate each teaching block with lessons pre-prepared according to the Core Pacing Guide found in the Teacher's Edition.



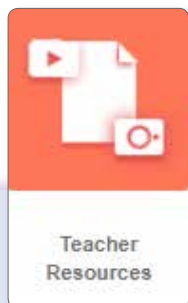
TIP Note that when users select the **mySmartPlanner** or the **eBook**, a new tab opens.



Updated eBook Format

eBooks, which can be reached via the Teacher's or Student Edition icons, have been updated to the latest HMH format. Students can search the Table of Contents, create and manage bookmarks, change the page view, highlight and annotate text, and add notes.

The **Teachers Resources** icon and using the **Browse** feature



Teacher Resources icon

When teachers select this icon, they see a list of Planning and Teaching Resources. Among other resources, Lesson plans, Modalities Crosswalks, the ExamView Assessment Suite, and ACTFL® Standards Correlations can be found.

Coming Soon

An all new Assessment section on the Teacher Resources page!

Planning Resources

- Lesson Plans
 - Las celebraciones
 - Lección preliminar: Nueva York
 - Unidad 1: Estados Unidos
 - Unidad 2: México
 - Unidad 3: Puerto Rico
 - Unidad 4: España
 - Unidad 5: Ecuador
 - Unidad 6: República Dominicana
 - Unidad 7: Argentina
 - Unidad 8: Costa Rica
- Substitute Teacher Lesson Plans
- ACTFL Standards Correlations
- Modalities Crosswalks
- Essential Questions

Teaching Resources

- Teacher's Edition
- Interactive Whiteboard
- Examview® Assessment Suite
- Generate Success Stories

iAvancemos! Level 1 Lección preliminar

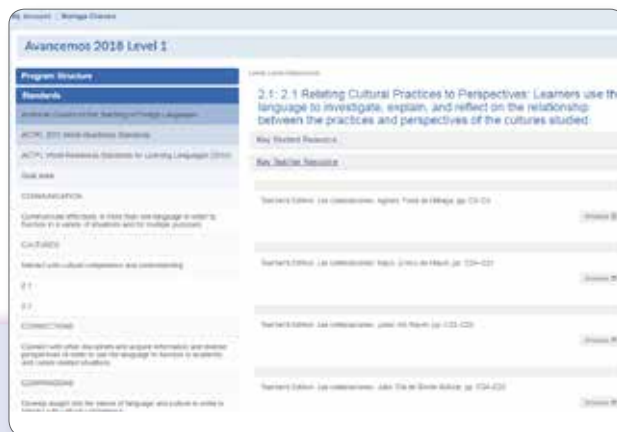

ACTFL Standards and Modes of Communication	Student Engagement Activities	Formative Assessment Tasks	Summative Assessment Tasks
ACTFL Standard 1.2: Learners understand, interpret, and analyze what is heard, read, or viewed on a variety of topics. Interpretive Listening Understand and interpret information, concepts, and ideas orally from culturally authentic sources on the topics of greetings and introductions, days and weather, and classroom activities and instructions.	Student Edition: Hola, ¿qué tal?, p. 3, 1A responder! Mucho gusto, p. 7, 1A responder!, ¿De dónde eres?, p. 13, 1A responder! Mi número de teléfono, p. 16, 1A responder! Los días de la semana, p. 18, 1A responder!, p. 19, Act. 18 ¿Qué tiempo hace?, p. 20, 1A responder! p. 21, Act. 20 ¿Qué tiempo hace?, p. 23, Act. 20 En la clase, p. 23, 1A responder!	Student Edition: Repaso de la lección, p. 26, Act. 1	Assessment Program, On-Level Assessment: Examen Lección preliminar, p. 1, Acts. A-8
ACTFL Standard 1.2: Learners understand, interpret, and analyze what is heard, read, or viewed on a variety of topics. Interpretive Reading Understand and interpret information, concepts, and ideas in writing from culturally authentic sources on the topics of greetings and introductions, days and weather, and classroom activities and instructions.	Student Edition: Hola, ¿qué tal?, p. 4, Act. 1 Mucho gusto!, p. 8, Acts. 4-5 En la clase, p. 24, Act. 23	Student Edition: Repaso de la lección, p. 27, Act. 3	Student Edition: Repaso de la lección, p. 26, Act. 2 p. 27, Act. 3 Assessment Program, On-Level Assessment: Examen Lección preliminar, p. 4, Acts. 1-4

TIP To return to the main dashboard from **Browse**, select the word “Home” in the blue bar on top.




Browse

Once teachers select Program Structure, under Browse, they have the option of viewing, assigning, or scheduling chapter-level materials. Once a teacher selects a lesson element, he or she can use the links to view the resources in categories that apply to how he or she would use them in the classroom.



Teachers can also use the Browse function to search for **Standards**. Once a standard has been selected, corresponding page numbers from the program are displayed.

The **Student Resources** icon, including high-res video, News and Networking, and the InterActive Reader

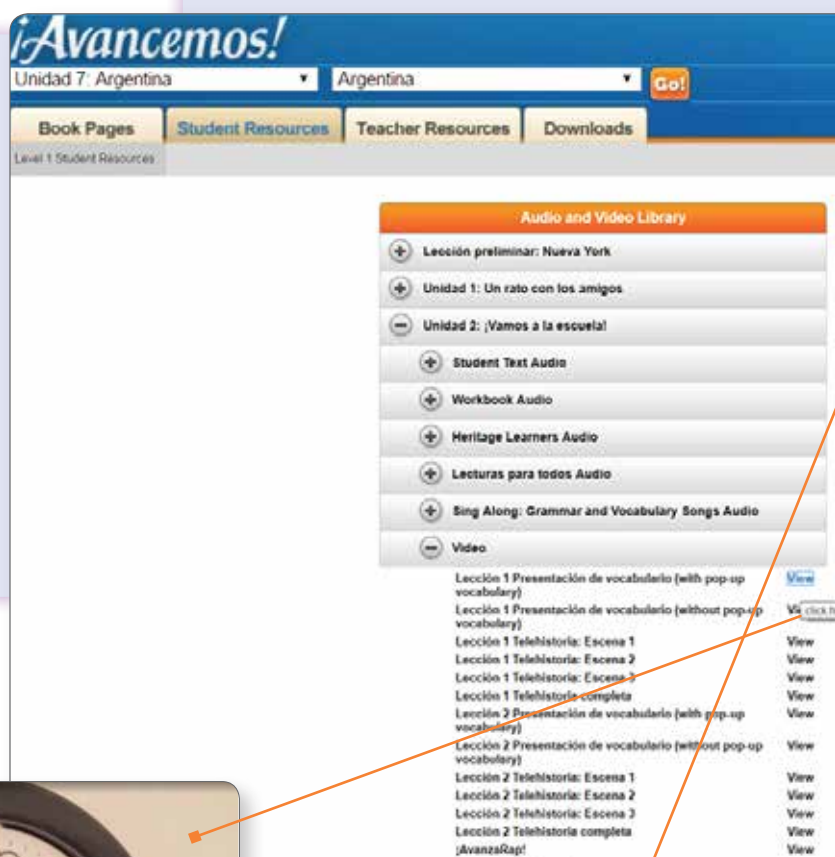


Student Resources icon

When students select this icon, they are taken to a library of audio and high-res video found in each unit of the book, Google Expeditions Audio, and Program Resources.

Coming Soon

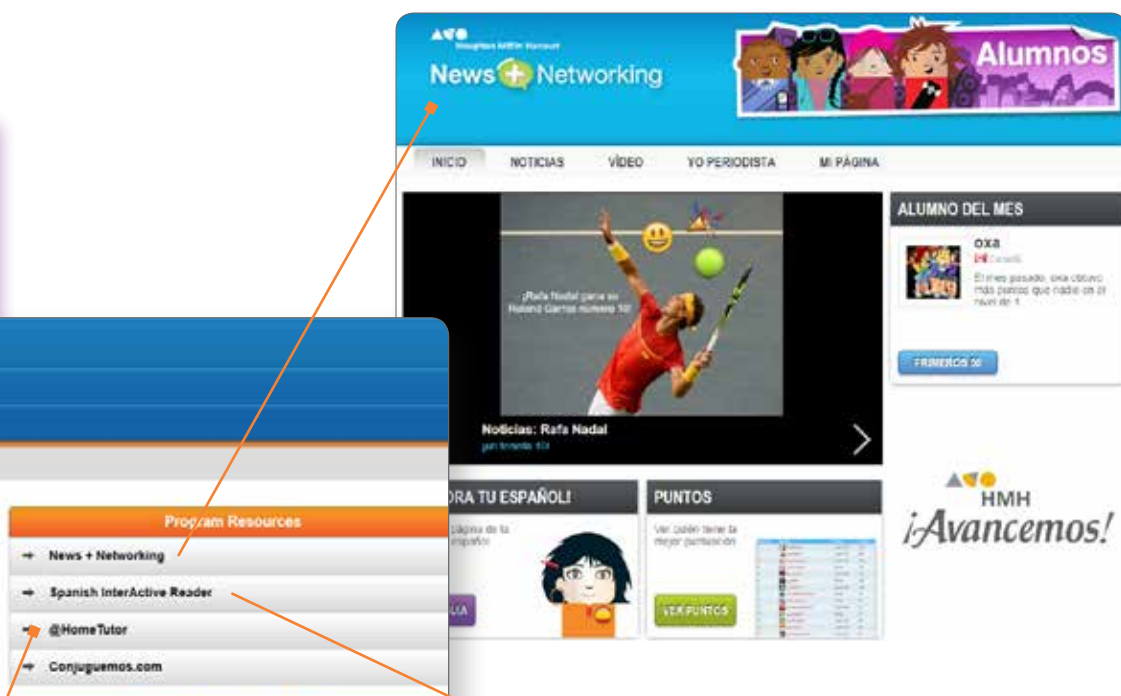
PDFs of workbook pages will be added to the Student Resources page!



@HomeTutor,

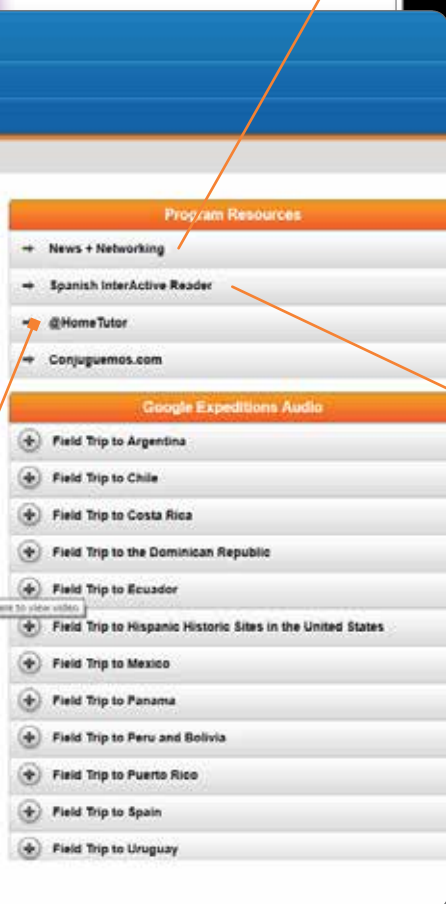
accessed at point of use in the eBook, has activities at three levels of difficulty to sharpen students' skills.

TIP Don't miss the **Comparación Cultural** videos at the bottom of the Video list!



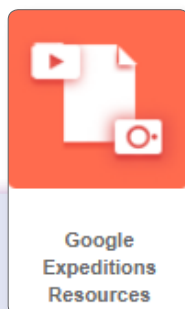
News and Networking

provides age-appropriate current events articles in three levels, cultural videos, and a monitored social media space for users of the program.

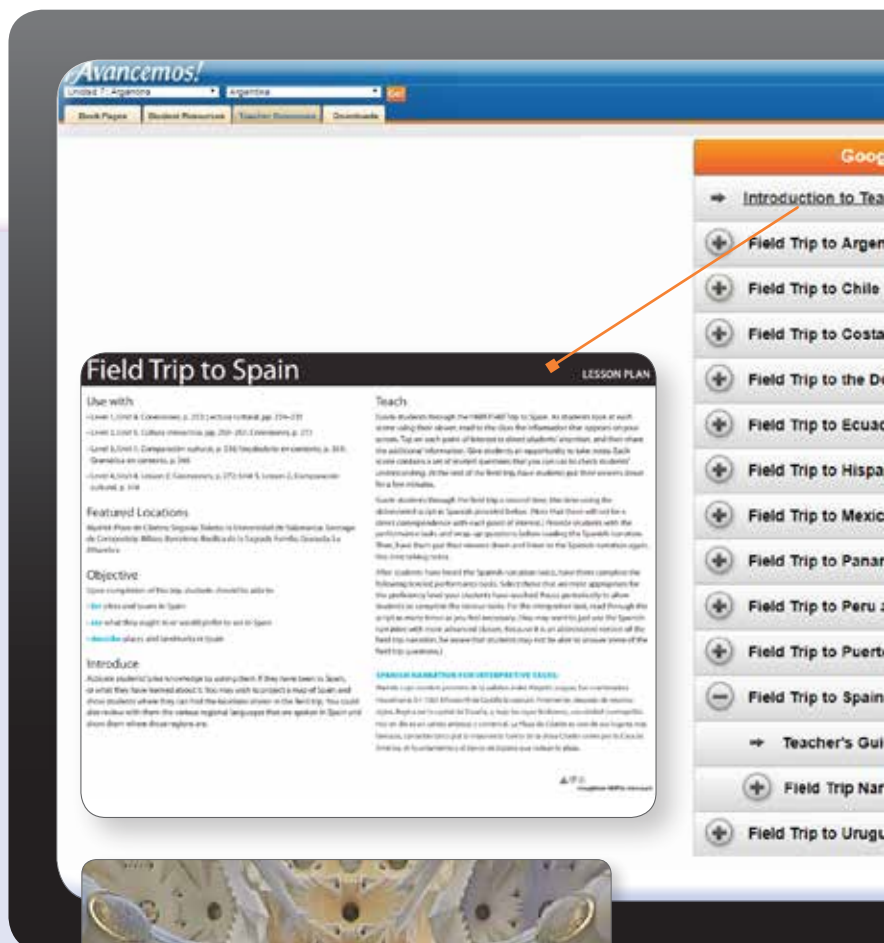


The **Spanish InterActive Reader** provides authentic and informative selections at **three levels of difficulty**.





As a Google content partner, HMH has developed Field Trips for Google Expeditions. Using a simple virtual reality viewer and a smartphone, students are swept away into 360-degree experiences in fascinating locations, directly tied to world language content! A Teacher's Guide provides ideas for incorporating the Expeditions into your lessons, as well as tips on how to guide and customize the experience. When students select this icon, they see a list of audio for Google Expeditions. When teachers select this icon they see a list of Teacher's Guides and Field Trips narration.



TIP Field Trips are aligned to the locations in which each location of the program is based.

Expeditions Resources

Teacher's Guides

Argentina

Rica

Dominican Republic

for

Historic Sites in the United States

o

na

and Bolivia

o Rico

de


ration

ay

Cultura interactiva

From the opener of each location-based unit, click the **Cultura interactiva** button for video and audio clips that provide a deeper understanding of each unit. Have your students make connections between what they see in **Cultura interactiva** media and in the Field Trips.

HMHfyi Español and Features Coming in Fall 2017

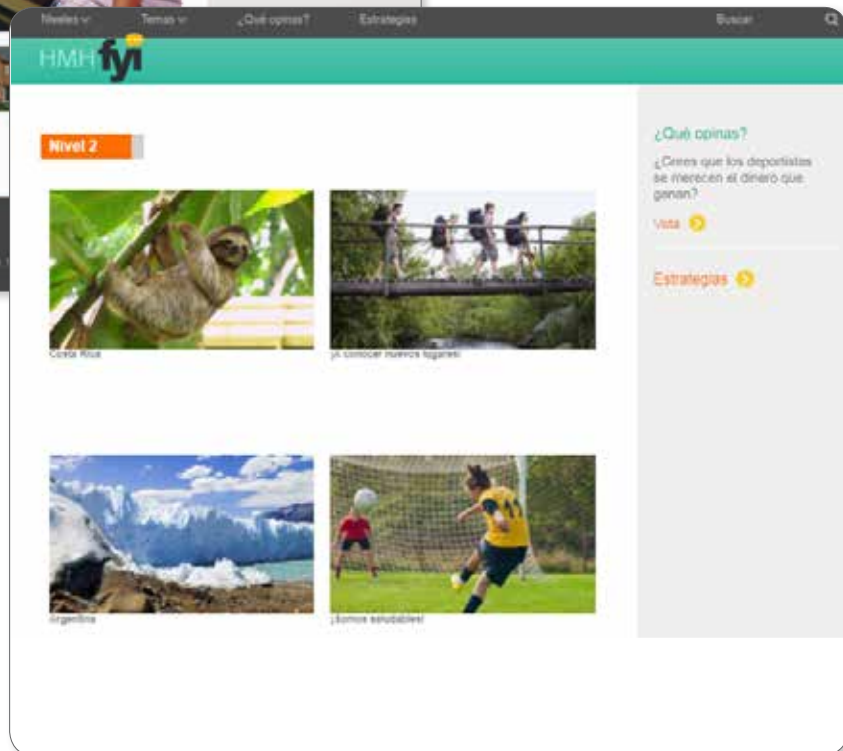


When students select this icon, they go the home page for ***HMHfyi Español***. Each *Nivel* is a level of the book. Once one is selected, a list of the locations covered in every sequential unit of the book can be seen. To the right of each location the theme of the unit is also listed. Once either location or theme is selected, a list of articles and videos in the target language, curated from authentic media, comes up. Each piece of media pertains to either the location or theme of instruction, providing additional, authentic opportunity for students to communicate about relevant, real-world topics. New media will also be added to the site throughout the school year. The *¿Qué opinas?* feature allows students to vote and to see how their opinion on a current topic compares to other visitors to the site.

Features Coming in Fall 2017

Include HMH Authentic Spanish Video Resources and HMH Activities for Spanish Open-Source Content.

TIP Use the articles and videos in *HMHfyi* to reinforce cultural lessons on the different locations found throughout the book.



¡Avancemos!

Language
takes you there



The **HMH Spanish Vocabulary app** provides an engaging flashcard interface to help students retain Spanish words and phrases. Includes progress tracking and native-speaker audio that can be slowed down when needed.

Available for iPhone®



Through rich cultural content, personalized and relevant instruction, and varied opportunities for interaction, **¡Avancemos!** provides the tools you need to make learning Spanish accessible and fun.

Explore **¡Avancemos!** now at: hmhco.com/avancemos

Connect with us:



Google is a registered trademark of Google Inc. The Apple logo and iPhone are trademarks of Apple Inc., registered in the U.S. and other countries. ACTFL is a registered trademark of the American Council on the Teaching of Foreign Language. App Store is a service mark of Apple Inc. Houghton Mifflin Harcourt® and HMH® are registered trademarks of Houghton Mifflin Harcourt. © Houghton Mifflin Harcourt. All rights reserved. Printed in the U.S.A. 07/17 WF163410

hmhco.com • 800.225.5425