



# Retrospect Backup

## Anti-Ransomware: Immutable Backups with Backblaze B2

Backup Less. Manage Less. Worry Less.

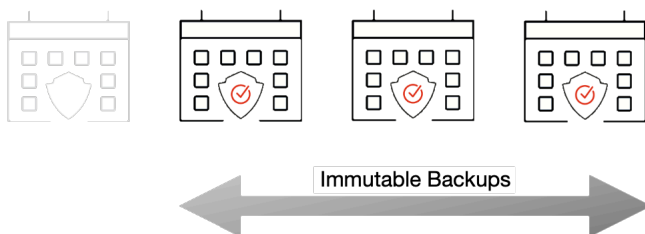
Backblaze B2 provides a low-cost, scalable cloud storage location for secure off-site

**BACKBLAZE**

data protection. With its Object Lock capabilities, Backblaze B2 enables customers to lock specific files for a retention period, such that no one, not even the root user on the account, can delete the files until the time has passed. See [Backblaze B2 documentation](#) for more details.

### Overview

Ransomware attacks are increasingly sophisticated, having the capability of watching for cloud account credentials, deleting backups and cloud storage, then encrypting everything and demanding a ransom. It's imperative to build defenses against this escalating attack. SMBs and large businesses need a backup target that allows them to lock backups for a designated time period. Many of the major cloud providers now support object locking, also referred to as Write-Once-Read-Many (WORM) storage or immutable storage. Users can mark objects as locked for a designated period of time, preventing them from being deleted or altered by any user.



Retrospect Backup integrates seamlessly with this new object lock feature. Users can set a retention period for backups stored on supporting cloud platforms. Within this immutable retention period, backups cannot be deleted by any user, even if ransomware or a malicious actor acquires the root credentials. Retrospect Backup's powerful policy-based scheduling allows it

to predict when those backups will leave the retention policy and protect any files that will no longer be retained, ensuring businesses always have point-in-time backups to restore within the immutable retention policy window.

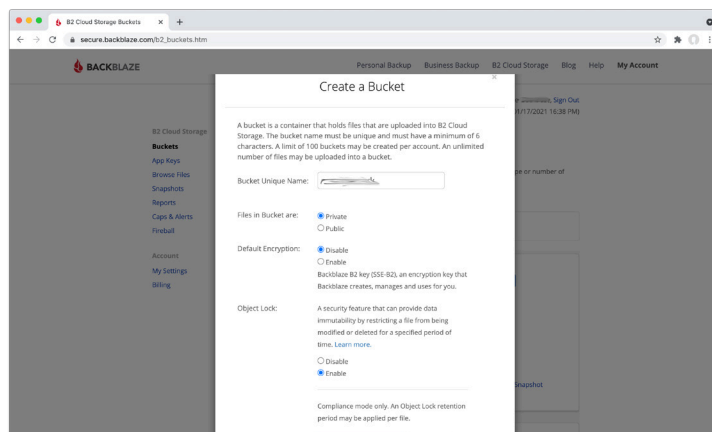
For more information about backing up to Backblaze B2 with Retrospect Backup, see [How to Set Up an Backblaze B2 Account](#).

### Step-by-Step Guide

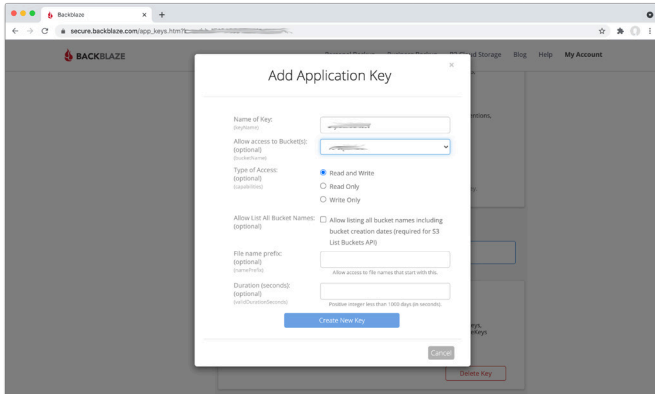
Retrospect Backup makes it easy to add an immutable retention policy with Backblaze B2. When creating a backup set, simply check "Immutable Retention Policy" and specify the number of days. Retrospect Backup will mark any backups to Backblaze B2 as immutable until that date in the future and delete any backups that are no longer protected by the retention policy, saving costs on storage space.

Let's walk through the steps to create an immutable backup.

- 1) Backblaze B2: Create an account on Backblaze B2 if you have not already.
- 2) Backblaze B2: Click "Create Bucket".



- 3) Backblaze B2: Enable "Object Lock" and create the bucket.
- 4) Backblaze B2: You can see that Object Lock is enabled in the list of buckets.
- 5) Backblaze B2: Create an application key for Retrospect to use. You'll use the keyID for the "Access Key", and the application key is the "Secret Key".



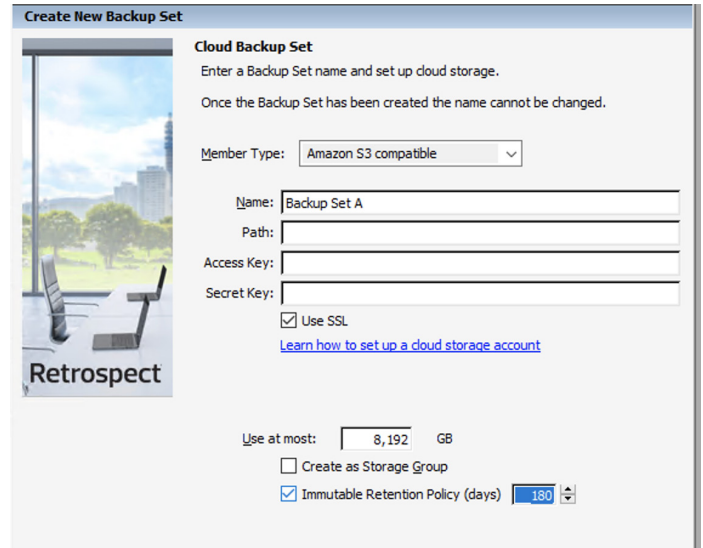
- 6) Retrospect: Add a destination. On Windows, select "Backup Sets" then "Create". On Mac, select "Media Sets" and click "Add". Select type "Cloud". Then click "Immutable Retention Policy" and specify the number of days to protect your backups.
- 7) Retrospect: Add the destination to a script, and set the script grooming policy to match the retention period. By ensuring the two time periods match, Retrospect Backup will automatically delete backups that fall outside of the retention policy.

## Under The Hood

Every backup within the retention period is an immutable backup with point-in-time restore capabilities. Because each backup is incremental, Retrospect only transfers the files that are new or have changed since the last backup. However, you can always restore any part of a backup in Retrospect.

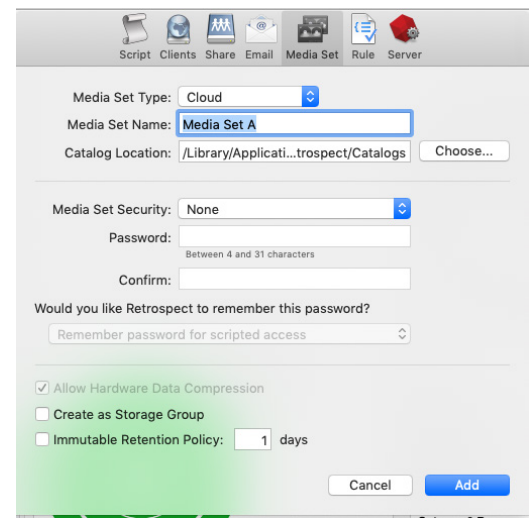
Retrospect Backup uses its advanced scheduling workflow to make sure every immutable backup includes all applicable files. Let's say the chosen retention period is 90 days, and

backups occur every week. Retrospect Backup starts backing up. When it gets to Day 85, it looks ahead to the upcoming back on Day 92, marks which files will no longer be protected on that date based on when they were last backed up, and adds them to the new immutable backup.



With the grooming policy set to match the retention policy, Retrospect will automatically delete the backups that are no longer immutable, saving you storage space while ensuring every file is protected by an immutable backup.

The maximum allowed retention period by Retrospect is 9,999 days.



## About Retrospect, Inc.

Retrospect Backup has been protecting data for small and medium businesses for thirty years. We support businesses where they are, with local sales representation and thousands of partners across the world, on six continents and seven languages. Contact us at [https://www.retrospect.com/contact\\_sales](https://www.retrospect.com/contact_sales).



[retrospect.com/try](https://retrospect.com/try)