






DSX-PLA004S/CHA004S

Cat 6A/Class E_A Permanent Link/Channel Adapters

Users Guide

The DSX-PLA004S/CHA004S are sets of two permanent link or two channel adapters for use with Fluke Networks DSX CableAnalyzer™ modules. These adapters let you test and certify installed permanent links and channels to ANSI/TIA/EIA Cat 6A/ISO Class E_A standards and verify that links will support 10 Gigabit Ethernet applications. The adapter's minimal effect on test results ensures that your results exceed the accuracy and repeatability specifications given in the proposed TIA-568-B, ISO 11801, and IEEE 802.3an (10GBASE-T) standards.

Symbols

	Warning or Caution: Risk of damage or destruction to equipment or software. See explanations in the manuals.
	Warning: Risk of fire, electric shock, or personal injury.
	Consult the user documentation.
	<p>This product complies with the WEEE Directive marking requirements. The affixed label indicates that you must not discard this electrical/electronic product in domestic household waste. Product Category: With reference to the equipment types in the WEEE Directive Annex I, this product is classed as category 9 "Monitoring and Control Instrumentation" product. Do not dispose of this product as unsorted municipal waste.</p> <p>To return unwanted products, contact the manufacturer's web site shown on the product or your local sales office or distributor.</p>
	40 year Environment Friendly Use Period (EFUP) under China Regulation - Administrative Measure on the Control of Pollution Caused by Electronic Information Products. This is the period of time before any of the identified hazardous substances are likely to leak out, causing possible harm to health and the environment.

Safety Information

Warning

To prevent possible fire, electric shock, or personal injury, read the safety information in the documentation supplied with the CableAnalyzer modules and the Versiv™ units before you use the tester.

Caution

To prevent damage to the tester, adapters, and cables under test, to prevent data loss, and to make sure your test results are as accurate as possible:

- Do not connect the adapters to telephone lines of any type, including ISDN lines.
- For permanent link adapters, do not twist, pull on, pinch, crush, or make kinks in the cables. See Figure 1.




Figure 1. How to Prevent Damage to the Permanent Link Adapter Cables

How to Use the Adapters

Figures 2 and 3 show typical connections to a permanent link and a channel. Be sure to select the test standard that is applicable to the link under test. For more information on how to do tests, see the documentation supplied with your tester.

Note

To disconnect the permanent link adapter's plug from a patch panel, pull on the plug's case as shown in Figure 1. It is not necessary to press on the latch to disconnect the plug.

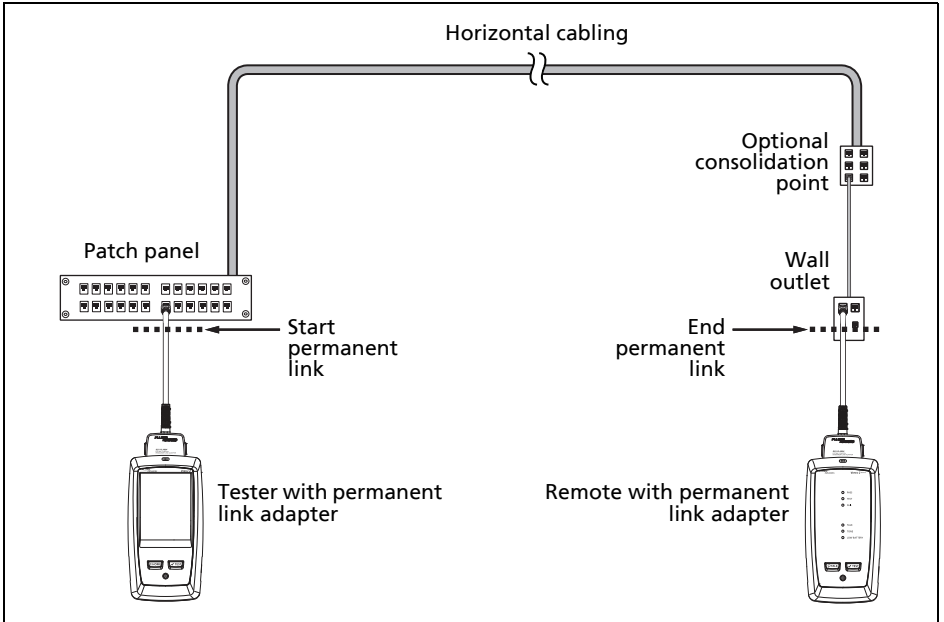
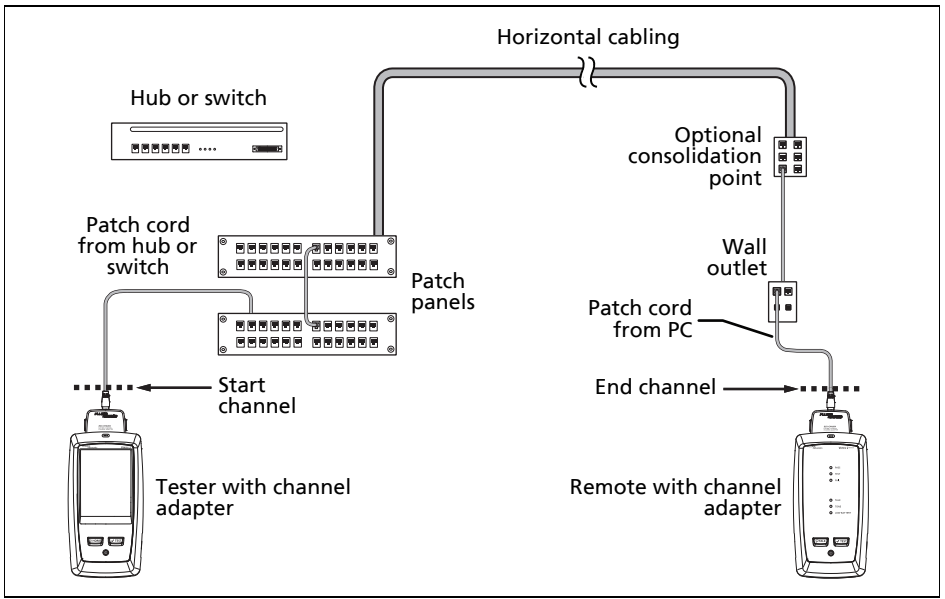


Figure 2. Permanent Link Connections

GPU97.EPS



GPU96.EPS

Figure 3. Channel Connections

Maintenance and Service

Clean the adapters with a soft cloth that is moist with water or water and a mild soap. Do not use abrasives, solvents, or alcohol.

If an adapter does not operate correctly, look for damage to the connections in the adapter jack, plug, or socket. Make sure that the adapter is latched tightly to the tester. For permanent link adapters, look for damage to the adapters' cable.

For service on the adapters, speak to a Fluke Networks representative for information on service centers.

For the most current test limits and features, keep your tester's software up to date. The latest version of software is available on the Fluke Networks website.

Tips and Latches on Permanent Link Adapters

Replace the RJ45 tips on permanent link adapters when test result margins start to shrink or if a tip shows damage. You can use the Autotest counter on the tester's version information screen to monitor the number of insertions.

The plug's latch and case can also wear over time. The kit shown under "Replacement Parts" supplies replacement parts.

Replacement Parts

Description	Fluke Networks Model Number
Set of 2 tips, 2 latches, 2 screws, 2 top and bottom cases, and 2 conductive washers for DSX-PLA004 Permanent Link Adapters	DSX-PLA-004-RKIT

Specifications

The DSX-PLA004/CHA004 permanent link and channel adapters meet all measurement accuracy specifications for Level IV test equipment. For more information, visit the Fluke Networks website.

Life of module contacts (typical): >5,000 cycles

Dimensions (each adapter): 3.0 in x 2.1 in x 1.2 in (75 mm x 54 mm x 30 mm)
Permanent link adapter has a 4.85 ft (1.48 m) \pm 0.25 ft (0.1 m) cable.

Weight (each adapter):

Channel adapter: ~2.4 oz (68 g)

Permanent link adapter: ~11.7 oz (332 g)

Contact Fluke Networks



www.flukenetworks.com



info@flukenetworks.com



1-800-283-5853, +1-425-446-5500



Fluke Networks
6920 Seaway Boulevard, MS 143F
Everett WA 98203 USA

Fluke Networks operates in more than 50 countries worldwide. For more contact information, visit our website.

LIMITED WARRANTY AND LIMITATION OF LIABILITY

Fluke Networks mainframe products will be free from defects in material and workmanship for one year from the date of purchase, unless stated otherwise herein. Parts, accessories, product repairs and services are warranted for 90 days, unless otherwise stated. Ni-Cad, Ni-MH and Li-Ion batteries, cables or other peripherals are all considered parts or accessories. This warranty does not cover damage from accident, neglect, misuse, alteration, contamination, or abnormal conditions of operation or handling. Resellers are not authorized to extend any other warranty on Fluke Networks' behalf. To obtain service during the warranty period, contact your nearest Fluke Networks authorized service center to obtain return authorization information, then send your defective product to that Service Center with a description of the problem.

For a list of authorized resellers, visit www.flukenetworks.com/wheretobuy.

THIS WARRANTY IS YOUR ONLY REMEDY. NO OTHER WARRANTIES, SUCH AS FITNESS FOR A PARTICULAR PURPOSE, ARE EXPRESSED OR IMPLIED. FLUKE NETWORKS IS NOT LIABLE FOR ANY SPECIAL, INDIRECT, INCIDENTAL OR CONSEQUENTIAL DAMAGES OR LOSSES, ARISING FROM ANY CAUSE OR THEORY. Since some states or countries do not allow the exclusion or limitation of an implied warranty or of incidental or consequential damages, this limitation of liability may not apply to you.

4/15

Fluke Networks
PO Box 777
Everett, WA 98206-0777
USA