

## NX2 Pocket Toner®

### Users Guide




The NX2 Pocket Toner lets you quickly do tests for continuity, short circuits, ac and dc voltage, and 50  $\Omega$  or 75  $\Omega$  termination. The standard adapters let you use the toner on cable with F-type connectors. Optional adapters let you use the toner on twisted pair, coaxial, and two-wire radial cable.

The optional Dial Tone Detective™ lets you quickly see if a dial tone is present at a telephone jack and if the polarity of the wires is correct.





---

## Symbols

---

	Warning or Caution: Risk of damage to or destruction of equipment or software. See explanations in the manual.
	Warning: Risk of electrical shock.
	Conforms to relevant Australian standards



	Conformite Europeene. Conforms to the requirements of the European Union and the European Free Trade Association (EFTA).
	Listed by the Canadian Standards Association, CSA C22.2 No. 61010.1.04
	Do not connect this equipment to public communications networks, such as telephone systems. See the warning below.
	Do not put products that contain circuit boards into waste containers. Refer to local regulations for disposal procedures.

---

## Safety Information

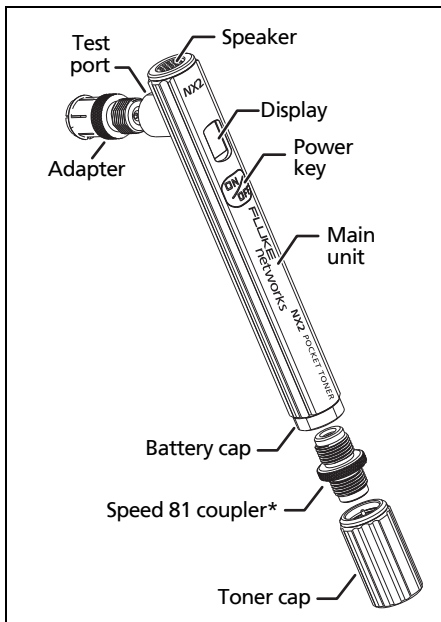
---

### Warning

To prevent possible fire, electric shock, or personal injury:

- Do not connect the toner to more than 30 Vac, 42 Vpk, or 60 Vdc.
- This equipment has no insulation against on-hook, dial tone, ring, or transient voltages. Those voltages can be hazardous and can exist on active telecommunication circuits. Do not use this equipment on active circuits where these voltages can exist. Disconnect the circuits at the source before connecting this equipment.
- Do not use if wet or damp.
- Protection may be impaired if product is used in a manner not specified.

## Features



\* F-type coupler that helps you make connections faster.

### Auto Shut-Off





The main unit turns off if the condition of the line does not change for 10 minutes.

---

## How to Use the Toner

---

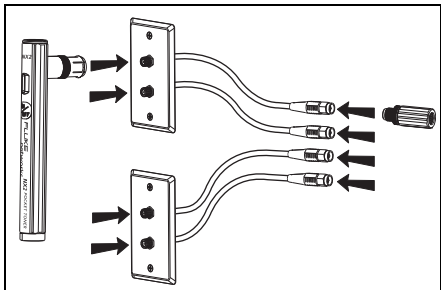
- 1 For unterminated cable, connect the correct adapter to an ID cap or the toner cap, then connect the cap to the far end of the cable.
- 2 Connect the correct adapter to the main unit.
- 3 Turn on the main unit, then connect it to the near end of the cable.
- 4 Read the display on the main unit:

	A blinking dash indicates an open circuit.
	A blinking "S" indicates a short circuit.
	A "C" indicates continuity with the toner cap or a 50 $\Omega$ or 75 $\Omega$ terminator.
	Solid: DC voltage is present (>6 V dc). Blinking: AC voltage is present (>6 V ac).

### Notes

*The toner cap emits a loud, steady tone when there is continuity with the main unit.*

*If the condition of the line changes, the main unit emits a loud, brief tone.*

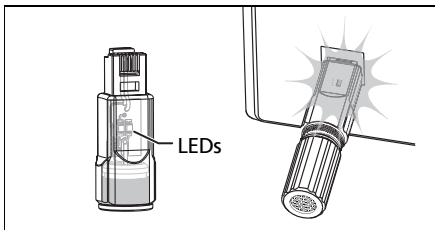


## How to Detect Dial Tones

- 1 Connect the optional Dial Tone Detective to a telephone jack.

To hear a tone when a dial tone is present, use the Speed 81 coupler to connect the toner cap to the Dial Tone Detective.

- 2 If there is a dial tone, the green LED is on.  
If the jack is reverse-wired, the red LED is on.



---

## Maintenance

---

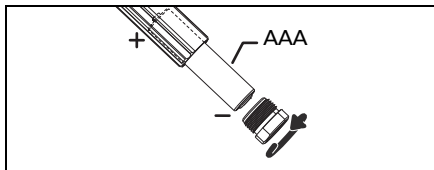


To prevent possible fire, electrical shock, personal injury, or damage to the toner:

- Do not open the case, except to replace the battery. You cannot repair or replace parts in the case.
- To extend battery life, remove the battery if you will not use the toner for a long period of time.
- Use only replacement parts that are approved by Fluke Networks.
- If you replace parts that are not specified as replacement parts, the warranty will not apply to the product and you can make the product dangerous to use.
- Use only service centers that are approved by Fluke Networks.

---

### How to Replace the Battery



---

## Cleaning



**To prevent damage to the display or the case, do not use solvents or abrasive materials.**

To clean the case, use a soft cloth that is moist with water or water and a weak soap.

---

## Specifications

---

**Approximate distance:** 300 m (1,000 ft)

**Output voltage in continuity mode:** 3.6 Vdc  
(with a new battery)

**Toner frequency:** Main unit: 2.7 kHz. Toner cap: 2.3 kHz

**Maximum input voltage:** 30 Vac, 42 Vpk, or 60 Vdc

**Battery type:** 1.5 V AAA alkaline

**Auto shut-off:** 10 minutes

**Operating temperature:** -20 °C to +65 °C

**Storage temperature:** -30 °C to +70 °C

**Altitude:** 3,000 m (10,000 ft) maximum

**Relative humidity:** 5 % to 95 % (non-condensing)

**Dimensions and weight:** 5.4 in x 0.6 in  
(138 mm x 15 mm), 2.2 oz (62.4 g)

**Pollution degree:** 2

---

## Contacting Fluke Networks

---



[www.flukenetworks.com](http://www.flukenetworks.com)



[info@flukenetworks.com](mailto:info@flukenetworks.com)



**1-800-283-5853, +1-425-446-5500**



Fluke Networks  
6920 Seaway Boulevard, MS 143F  
Everett WA 98203 USA

Fluke Networks operates in more than 50 countries worldwide. For more contact information, go to our website.



## LIMITED WARRANTY AND LIMITATION OF LIABILITY

Fluke Networks mainframe products will be free from defects in material and workmanship for one year from the date of purchase, unless stated otherwise herein. Parts, accessories, product repairs and services are warranted for 90 days, unless otherwise stated. Ni-Cad, Ni-MH and Li-Ion batteries, cables or other peripherals are all considered parts or accessories. This warranty does not cover damage from accident, neglect, misuse, alteration, contamination, or abnormal conditions of operation or handling. Resellers are not authorized to extend any other warranty on Fluke Networks' behalf. To obtain service during the warranty period, contact your nearest Fluke Networks authorized service center to obtain return authorization information, then send your defective product to that Service Center with a description of the problem.

For a list of authorized resellers, visit [www.flukenetworks.com/wheretobuy](http://www.flukenetworks.com/wheretobuy).

THIS WARRANTY IS YOUR ONLY REMEDY. NO OTHER WARRANTIES, SUCH AS FITNESS FOR A PARTICULAR PURPOSE, ARE EXPRESSED OR IMPLIED. FLUKE NETWORKS IS NOT LIABLE FOR ANY SPECIAL, INDIRECT, INCIDENTAL OR CONSEQUENTIAL DAMAGES OR LOSSES, ARISING FROM ANY CAUSE OR THEORY. Since some states or countries do not allow the exclusion or limitation of an implied warranty or of incidental or consequential damages, this limitation of liability may not apply to you.

4/15

Fluke Networks  
PO Box 777  
Everett, WA 98206-0777  
USA

